

Official Results










































World Transplant Games
Gold Coast
Australia 2009




Table of Contents

Medal Tally	3
Junior Medal Tally	4
Athletics	5
Badminton	22
Bowling	25
Cycling 20K	32
Cycling 5K	33
Golf	35
Lawn Bowls	37
Road Race	39
Rowing	41
Squash	42
Swimming	43
Table Tennis	60
Tennis	63
Volleyball (Indoor and Beach)	65

XVII WORLD TRANSPLANT GAMES MEDAL TALLY

Place	Country		Gold	Silver	Bronze	Total
1	Australia		86	54	50	190
2	United Kingdom		85	71	60	216
3	United States of America		47	44	32	123
4	Netherlands		28	17	18	63
5	Hungary		20	24	23	67
6	France		16	14	10	40
7	South Africa		15	12	10	37
8	Germany		13	12	6	31
9	Hong Kong		11	9	16	36
10	Canada		10	10	7	27
11	Ireland		9	8	5	22
12	Sweden		8	0	4	12
13	New Zealand		7	5	2	14
14	Italy		6	10	6	22
15	Argentina		6	5	14	25
16	Poland		5	3	2	10
17	Singapore		4	7	1	12
18	Japan		4	4	2	10
19	China		4	2	3	9
20	Finland		3	3	11	17
21	Switzerland		2	6	1	9
22	Spain		2	4	1	7
23	Malaysia		2	3	2	7
24	Czech Republic		2	2	4	8
25	Belgium		2	0	2	4
26	Denmark		2	0	1	3
27	Greece		1	3	1	5
28	Norway		1	2	3	6
29	Thailand		0	2	5	7
30	Slovenia		0	2	3	5
31	Romania		0	2	0	2
32	Austria		0	1	1	2
32	Portugal		0	1	1	2
32	Slovak Republic		0	1	1	2
32	Tunisia		0	1	1	2
36	Mexico		0	0	1	1
37	Bulgaria		0	0	0	0
37	Sudan		0	0	0	0
37	United Arab Emirates		0	0	0	0

XVII WORLD TRANSPLANT GAMES JUNIOR MEDAL TALLY

Place	Country		Gold	Silver	Bronze	Total
1	United Kingdom		36	18	13	67
2	Australia		19	21	16	56
3	Canada		13	19	12	44
4	Netherlands		8	3	1	12
5	New Zealand		6	7	2	15
6	China		5	1	0	6
7	Japan		4	2	7	13
8	United States of America		4	0	2	6
9	Hong Kong		2	5	2	9
10	South Africa		1	0	2	3
11	Switzerland		1	0	0	1
12	Spain		0	0	1	1
13	Hungary		0	0	0	0
13	Germany		0	0	0	0
13	Ireland		0	0	0	0
13	Czech Republic		0	0	0	0
13	France		0	0	0	0
13	Argentina		0	0	0	0
13	Poland		0	0	0	0
13	Singapore		0	0	0	0
13	Finland		0	0	0	0
13	Greece		0	0	0	0
13	Thailand		0	0	0	0
13	Slovenia		0	0	0	0
13	Italy		0	0	0	0
13	Sweden		0	0	0	0
13	Belgium		0	0	0	0
13	Denmark		0	0	0	0
13	Malaysia		0	0	0	0
13	Norway		0	0	0	0
13	Romania		0	0	0	0
13	Austria		0	0	0	0
13	Portugal		0	0	0	0
13	Slovak Republic		0	0	0	0
13	Tunisia		0	0	0	0
13	Mexico		0	0	0	0
13	Bulgaria		0	0	0	0
13	Sudan		0	0	0	0
13	United Arab Emirates		0	0	0	0



**XVII World Transplant Games
Athletics Results**

FINAL							
Event 1 Women 18-49 3000 Metre Race Walk	Age	Country	Final	Category Place	WTG WR		
Heats 1							
1st	Clark, Kate	18 - 29	Australia	16:47.8	1st	*	
2nd	Jung, Andrasne	40 - 49	Hungary	18:07.6	1st	*	
3rd	Jegels, Tracey	30 - 39	South Africa	23:27.9	1st	*	
4th	Mbele, Julia Nomakho	30 - 39	South Africa	23:28.7	2nd		
5th	Wan, Sau Fan	40 - 49	Hong Kong	23:43.4	2nd		
6th	Pelletier, Lyne	40 - 49	Canada	23:48.9	3rd		
7th	Bester, Fiona	40 - 49	Australia	24:22.0	4th		
8th	Ben Mhenni, Lina	18 - 29	Tunisia	24:52.2	2nd		
9th	Gird, Christel Melanie	18 - 29	South Africa	25:43.1	3rd		
10th	Donnelly, Robyn	40 - 49	New Zealand	26:16.8	5th		
11th	Mbatha, Yvonne Ntom	40 - 49	South Africa	28:21.8	6th		
12th	Ryan, Orla	30 - 39	Ireland	29:21.0	3rd		
---	Vosloo, Nolene Alice	18 - 29	South Africa	DQ	4th		
---	Cheng, Yuk Kam	30 - 39	Hong Kong	DQ	4th		
---	Johnston, Jennifer	40 - 49	Australia	DQ	7th		
Event 2 Women 50-99 3000 Metre Race Walk							
Age	Country	Final	Category Place	WTG WR			
Heats 1							
1st	Benson, Margaret	50 - 59	Canada	18:37.4	1st	*	
2nd	Bell, Joan	60 - 69	United Kingdom	21:21.7	1st	*	
3rd	Ardevol, Marie-Jo	50 - 59	France	22:13.3	2nd		
4th	Liebenberg, Susanna C	60 - 69	South Africa	23:01.5	2nd		
5th	Cross, Kathleen	50 - 59	United Kingdom	23:15.9	3rd		
6th	Irvine, Rhonda	50 - 59	Australia	25:31.5	4th		
7th	Panico, Carolina	50 - 59	Italy	26:00.3	5th		
8th	Rayment, Glenda	50 - 59	Australia	26:05.8	6th		
9th	Kenyon, Linden	50 - 59	New Zealand	26:16.7	7th		
10th	Murphy, Catherine	60 - 69	Ireland	28:02.2	3rd		
11th	Baker, Muriel	60 - 69	Australia	29:18.7	4th		
---	Young, Loretta	50 - 59	Australia	DQ	8th		
---	Ceppi, Gisele	60 - 69	Switzerland	DQ	5th		
---	Gilbert, Brenda	60 - 69	Australia	DQ	6th		
---	Murdzek, Krystyna	50 - 59	Poland	DQ	9th		
---	Lui, Kit Hing Michell	50 - 59	Hong Kong	DQ	10th		
Event 3 Men 40-49 100 Metre Sprint							
Age	Country	Final	Category Place	WTG WR			
Heat 1 Heats Wind: -1.2							
1st	Hickey, Peter	40 - 49	United Kingdom	16.12			
2nd	Mangano, Giuseppe	40 - 49	Italy	17			
3rd	Hattingh, Jacques	40 - 49	South Africa	22.93			
Heat 2 Heats Wind: +0.0							
1st	King, Andy	40 - 49	Australia	13.42	q		
2nd	Hellriegel, Peter	40 - 49	Germany	13.51	q		
3rd	Chan, Kwok Man	40 - 49	Hong Kong	13.94	q		
4th	Dabe, Alain	40 - 49	Belgium	14.06	q		
5th	Lilley, David	40 - 49	United Kingdom	14.94			
6th	Carrasco, Martin	40 - 49	Spain	15.05			
Heat 3 Heats Wind: +0.0							
1st	Totsuka, Hitoshi	40 - 49	Japan	13.14	q		
2nd	Van Der Westhuizen, I	40 - 49	South Africa	13.46	q		
3rd	Edwards, Colin	40 - 49	Australia	14.06	q		
4th	Mlamuza, Siphon Raph	40 - 49	South Africa	14.23	q		
5th	Smith, David	40 - 49	Canada	14.43			
6th	Garcia Jimenez, Felipe	40 - 49	Spain	20.06			
Event 4 Men 30-39 100 Metre Sprint							
Age	Country	Final	Category Place	WTG WR			
Heat 1 Heats Wind: -0.3							
1st	Jay, William	30 - 39	United States of America	11.94	q		
2nd	Castro, Hector	30 - 39	Argentina	12.49	q		
3rd	Ouisua, Nirandr	30 - 39	Thailand	13.47			
4th	Itumeleng, Morokwane	30 - 39	South Africa	13.51			
5th	Campbell-Jones, Mich	30 - 39	Australia	14.05			
Heat 2 Heats Wind: -0.7							
1st	Gelencser, Robert	30 - 39	Hungary	12.84	q		
2nd	Lytle, Dwayne	30 - 39	United States of America	13.01	q		
3rd	Zinn, Ryan	30 - 39	United States of America	13.04	q		
4th	O'Neill, John Paul	30 - 39	Ireland	13.65			
5th	Steinberg, Jim	30 - 39	United States of America	14.97			
6th	Watt, Andrew	30 - 39	Australia	15.63			
Heat 3 Heats Wind: -0.5							
1st	Rivero Montesdeoca,	30 - 39	Spain	12.96	q		
2nd	Dunda, Roman	30 - 39	Czech Republic	13.07	q		
3rd	Cernas, Edgar	30 - 39	Mexico	13.36	q		
4th	Twose, Richard	30 - 39	United Kingdom	13.44			
5th	Valenzuela, Diego Mar	30 - 39	Argentina	14.35			
6th	Rikus, Jens	30 - 39	Germany	14.53			
7th	Walter, Michael	30 - 39	United States of America	17.39			

Event 5 Men 18-29 100 Metre Sprint		Age	Country	Final		Category Place	WTG WR
Heat 1 Heats Wind: -0.4							
1st	Matthews, Joe	18 - 29	United Kingdom	12.34	q		
2nd	Borga, Juan Manuel	18 - 29	Argentina	12.77	q		
3rd	Lewis, Garth	18 - 29	United Kingdom	12.98	q		
4th	Bergeron, Joshua	18 - 29	United States of America	13.06	q		
5th	Quan, Jin Cheng Gabr	18 - 29	Singapore	14.03			
6th	Searson, Stephen	18 - 29	Australia	14.88			
7th	Brunner, Josef	18 - 29	Austria	16.61			
Heat 2 Heats Wind: -0.3							
1st	O'Neill, Craig	18 - 29	United Kingdom	13.03	q		
2nd	Kallen, Bob	18 - 29	Netherlands	13.27			
3rd	Ramsurrun, Ashley	18 - 29	United Kingdom	13.35			
4th	Monti, Eduardo Andra	18 - 29	Argentina	13.58			
5th	Legrand, Damien	18 - 29	France	13.79			
6th	Angelov, Georgi	18 - 29	Bulgaria	15.32			
7th	Joyce, Adam	18 - 29	New Zealand	16.8			
Heat 3 Heats Wind: +0.0							
1st	Colbeck, James	18 - 29	United Kingdom	12	q		
2nd	Lingenfelter, Kyle	18 - 29	United States of America	12.12	q		
3rd	Janka, Sandor	18 - 29	Hungary	12.33	q		
4th	Eudave Avila, Christia	18 - 29	Mexico	13.14	q		
5th	Biyela, Nkanyesi The	18 - 29	South Africa	13.22			
6th	Wladyka, David	18 - 29	Canada	13.47			
7th	Higuchi, Kosuke	18 - 29	Japan	14.44			
8th	Wratten, Michael	18 - 29	Australia	16.34			
Event 6 Men 50-59 100 Metre Sprint		Age	Country	Final		Category Place	WTG WR
Heat 1 Heats Wind: 0.1							
1st	Lassoij, Andre	50 - 59	Netherlands	12.92	q		
2nd	Caraoghlanian, Albert	50 - 59	Argentina	14.18	q		
3rd	Hayes, Richard	50 - 59	Australia	14.96	q		
4th	Moreillon, Rinaldo	50 - 59	Sweden	15.35			
5th	Bamrung, Suwan	50 - 59	Thailand	15.58			
Heat 2 Heats Wind: -0.8							
1st	Eule, Rainer	50 - 59	Germany	13.73	q		
2nd	Schaff, Jozsef	50 - 59	Hungary	13.76	q		
3rd	Henkeman, Stanley An	50 - 59	South Africa	14.24	q		
4th	Ladsuwan, Pramote	50 - 59	Thailand	14.57	q		
5th	Trigas, Vasilios	50 - 59	Greece	15.06	q		
6th	Benson, Rob	50 - 59	Australia	15.13			
Event 7 Women 18-29 100 Metre Sprint		Age	Country	Final		Category Place	WTG WR
Heat 1 Heats Wind: NW1							
1st	Trask, Olivia	18 - 29	Australia	13.21	q		
2nd	Dorman, Hilde	18 - 29	Netherlands	13.22	q		
3rd	Oldnall, Dawn	18 - 29	Canada	13.24	q		
4th	Dimitrova, Daniela	18 - 29	Bulgaria	13.25	q		
5th	Hilton, Emma	18 - 29	United Kingdom	13.26	q		
6th	Leach, Lauren	18 - 29	United Kingdom	13.27	q		
7th	Steiger, Gabrielle	18 - 29	United States of America	13.28	q		
8th	White, Vienna	18 - 29	Ireland	13.29	q		
Event 8 Men 40-49 400 Metre Sprint		Age	Country	Final	Final	Category Place	WTG WR
Heat 1 Heats							
1st	Gohdes, Michael	40 - 49	Australia	58.8	q		
2nd	Nurlu, Nehar	40 - 49	Germany	01:02.5	q		
3rd	Walker, Alex	40 - 49	United Kingdom	01:05.7	q		
4th	King, Andy	40 - 49	Australia	01:06.1	q		
5th	Martin, Nicholas	40 - 49	United Kingdom	01:26.6			
Heat 2 Heats							
1st	Mlamuza, Siphon Raph	40 - 49	South Africa	01:06.5	q		
2nd	Calleros Arteaga, Hect	40 - 49	Mexico	01:07.9	q		
3rd	Nolan, James	40 - 49	Ireland	01:09.1	q		
4th	Van Israel, Guido	40 - 49	Belgium	01:13.5	q		
Event 10 Men 18-29 400 Metre Sprint		Age	Country	Final		Category Place	WTG WR
Heat 1 Heats							
1st	Colbeck, James	18 - 29	United Kingdom	56.6	q		
2nd	Janka, Sandor	18 - 29	Hungary	56.93	q		
3rd	O'Neill, Craig	18 - 29	United Kingdom	01:00.5	q		
4th	Bell, Steven	18 - 29	Australia	01:01.0	q		
Heat 2 Heats							
1st	Koudelka, Vojtech	18 - 29	Czech Republic	01:03.1	q		
2nd	Gird, Trevor Hendrie	18 - 29	South Africa	01:04.2	q		
3rd	Pollari, Antti	18 - 29	Finland	01:05.3	q		
4th	Motsch, Thomas	18 - 29	France	01:12.5	q		
5th	Michael, Castro	18 - 29	Malaysia	01:13.7			
Event 11 Men 60-99 1500 Metre Run		Age	Country	Final		Category Place	WTG WR
Heats 1							
1st	Scott, Anthony	60 - 69	United Kingdom	06:36.0		1st	
2nd	Trafford, John	60 - 69	United Kingdom	06:40.1		2nd	
3rd	Le Bourhis, Jean-Clau	70+	France	08:47.9		1st	**

Event 12 Women 50-99 1500 Metre Run		Age	Country	Final	Category Place	WTG WR
Heats 1						
1st	Kirchmier, Anne	50 - 59	United States of America	07:19.7	1st	
2nd	Benson, Margaret	50 - 59	Canada	07:31.0	2nd	
3rd	Bell, Joan	60 - 69	United Kingdom	07:59.3	1st	
4th	Cross, Kathleen	50 - 59	United Kingdom	08:01.1	3rd	
5th	Ceppi, Gisele	60 - 69	Switzerland	08:43.0	2nd	
Event 13 Men 50-59 1500 Metre Run		Age	Country	Final	Category Place	WTG WR
Heats 1						
1st	Lacon Exposito, Joaquin	50 - 59	Spain	05:17.5	1st	
2nd	Brown, Gerald	50 - 59	United Kingdom	05:37.0	2nd	
3rd	Labreuche, Joel	50 - 59	France	05:39.4	3rd	
4th	McGouran, Peter	50 - 59	United Kingdom	05:48.1	4th	
5th	Perez, Juan Josa	50 - 59	Spain	05:51.3	5th	
6th	Wagels, Walter	50 - 59	Germany	05:54.9	6th	
7th	Healey, Christopher	50 - 59	Australia	06:15.7	7th	
8th	Holtan, Erling	50 - 59	Norway	06:24.4	8th	
9th	Moreillon, Rinaldo	50 - 59	Sweden	06:28.4	9th	
10th	Granados Cabezas, Vi	50 - 59	Spain	06:46.0	10th	
11th	Hilder, Gerald	50 - 59	Australia	08:13.1	11th	
12th	Meslin, Jacky	50 - 59	France	08:46.7	12th	
Event 14 Women 18-49 1500 Metre Run		Age	Country	Final	Category Place	WTG WR
Heats 1						
1st	Clark, Kate	18 - 29	Australia	05:51.4	1st	
2nd	Knox, Kathryn	30 - 39	United Kingdom	06:23.1	1st	
3rd	Searl, Jennifer	18 - 29	United States of America	06:32.5	2nd	
4th	Paniceres, Maria Tere	18 - 29	Argentina	06:41.8	3rd	
5th	Neely, Denise	40 - 49	United States of America	06:42.7	1st	
6th	Dallman, Emma	18 - 29	United Kingdom	07:23.1	4th	
7th	Dang, Bee Eng	30 - 39	Singapore	07:25.5	2nd	
Event 15 Men 40-49 1500 Metre Run		Age	Country	Final	Category Place	WTG WR
Heats 1						
1st	Juarez, Juan Pablo	40 - 49	Argentina	04:30.4	1st	*
2nd	Gartland, Anthony	40 - 49	Ireland	05:09.2	2nd	
3rd	Dorizzi, Daniele	40 - 49	Italy	05:44.1	3rd	
---	Kettunen, Jerry	40 - 49	Finland	DNF	---	
Event 16 Men 30-39 1500 Metre Run		Age	Country	Final	Category Place	WTG WR
Heats 1						
1st	Matsoso, Daniel Lefu	30 - 39	South Africa	05:02.2	1st	
2nd	Zilaj, Csaba	30 - 39	Hungary	05:15.3	2nd	
3rd	Venyercsan, Laszlo	30 - 39	Hungary	05:17.4	3rd	
4th	Ouisua, Nirandr	30 - 39	Thailand	05:24.9	4th	
5th	Cawte, Grant	30 - 39	United Kingdom	05:41.0	5th	
6th	Frias, Victor Hugo	30 - 39	Argentina	05:42.0	6th	
---	Ontoso Picon, Antoni	30 - 39	Spain	DNF	---	
Event 17 Men 18-29 1500 Metre Run		Age	Country	Final	Category Place	WTG WR
Heats 1						
1st	Mezei, Gergo Laszlo	18 - 29	Hungary	05:07.1	1st	
2nd	Yann, Richard	18 - 29	Australia	05:18.2	2nd	
3rd	Janka, Sandor	18 - 29	Hungary	05:41.8	3rd	
4th	Motsch, Thomas	18 - 29	France	05:51.3	4th	
5th	Yates, Joshua	18 - 29	Australia	06:07.9	5th	
6th	Gird, Trevor Hendrie	18 - 29	South Africa	06:19.3	6th	
Event 18 Men 60-99 400 Metre Sprint		Age	Country	Final	Category Place	WTG WR
Heats 1						
1st	Foster, Michael	60 - 69	United Kingdom	01:10.1	1st	
2nd	Wells, Vernon	60 - 69	Australia	01:19.3	2nd	
3rd	Stoetzer, Peter	60 - 69	Germany	01:20.0	3rd	
4th	Dominguez, Alberto	60 - 69	Argentina	01:26.2	4th	
5th	Le Bourhis, Jean-Clau	70+	France	01:51.6	1st	**
Event 19 Women 50-99 400 Metre Sprint		Age	Country	Final	Category Place	WTG WR
Heats 1						
1st	Cross, Kathleen	50 - 59	United Kingdom	01:53.9	1st	
2nd	Breckenridge, Barbara	60 - 69	United States of America	02:42.1	1st	
Event 20 Men 50-59 400 Metre Sprint		Age	Country	Final	Category Place	WTG WR
Heats 1						
1st	Schaff, Jozsef	50 - 59	Hungary	01:03.2	1st	*
2nd	Eule, Rainer	50 - 59	Germany	01:04.2	2nd	
3rd	McGouran, Peter	50 - 59	United Kingdom	01:09.9	3rd	
4th	Tse, Wing Chiu	50 - 59	Hong Kong	01:15.4	4th	
5th	Ashby, Keith	50 - 59	United States of America	01:26.8	5th	
Event 21 Women 30-39 400 Metre Sprint		Age	Country	Final	Category Place	WTG WR
Heats 1						
1st	Knox, Kathryn	30 - 39	United Kingdom	01:15.4	1st	
2nd	Dang, Bee Eng	30 - 39	Singapore	01:28.7	2nd	
3rd	Ip, Nga Chi	30 - 39	Hong Kong	01:35.0	3rd	

Event 22 Men 30-39 400 Metre Sprint		Age	Country	Final	Category Place	WTG WR
Heats 1						
1st	Zilaj, Csaba	30 - 39	Hungary	59.86	1st	
2nd	Ouisua, Nirandr	30 - 39	Thailand	01:00.2	2nd	
3rd	Castro, Hector	30 - 39	Argentina	01:03.2	3rd	
4th	Matsoo, Daniel Lefu	30 - 39	South Africa	01:04.9	4th	
5th	O'Neill, John Paul	30 - 39	Ireland	01:08.0	5th	
6th	Steinberg, Jim	30 - 39	United States of America	01:19.4	6th	
7th	Ledwich, Duncan	30 - 39	Australia	01:32.6	7th	
Event 24 Men 40-49 400 Metre Sprint						
Heats 1 Finals						
1st	Gohdes, Michael	40 - 49	Australia	59.88	1st	*
2nd	Nurlu, Nehar	40 - 49	Germany	01:02.6	2nd	
3rd	Nolan, James	40 - 49	Ireland	01:04.0	3rd	
4th	Walker, Alex	40 - 49	United Kingdom	01:05.4	4th	
5th	Mlamuza, Sipho Raph	40 - 49	South Africa	01:06.4	5th	
6th	Calleros Arteaga, Hect	40 - 49	Mexico	01:12.5	6th	
7th	King, Andy	40 - 49	Australia	01:13.9	7th	
8th	Van Israel, Guido	40 - 49	Belgium	01:17.7	8th	
Event 25 Men 18-29 400 Metre Sprint						
Heats 1 Finals						
1st	Koudelka, Vojtech	18 - 29	Czech Republic	55.69	1st	
2nd	Janka, Sandor	18 - 29	Hungary	57.24	2nd	
3rd	Colbeck, James	18 - 29	United Kingdom	58.67	3rd	
4th	Bell, Steven	18 - 29	Australia	01:01.0	4th	
5th	O'Neill, Craig	18 - 29	United Kingdom	01:04.7	5th	
6th	Pollari, Antti	18 - 29	Finland	01:06.0	6th	
7th	Gird, Trevor Hendrie	18 - 29	South Africa	01:08.8	7th	
Event 26 Women 18-29 400 Metre Sprint						
Heats 1						
1st	Clark, Kate	18 - 29	Australia	01:10.8	1st	
2nd	Searl, Jennifer	18 - 29	United States of America	01:19.8	2nd	
Event 27 Girls 6-8 50 Metre Sprint						
Heats 1 Wind: -1.4						
1st	Kataoka, Ami	6 - 8	Japan	9.92	1st	**
2nd	Choy, Sum Yee Evelyn	6 - 8	Hong Kong	11.19	2nd	
3rd	Linton, Kiara	6 - 8	Australia	11.62	3rd	
4th	Gaudet, Laura	6 - 8	Canada	11.71	4th	
Event 28 Boys 6-8 50 Metre Sprint						
Heats 1 Wind: +0.0						
1st	Catten, Joshua	6 - 8	Australia	9.19	1st	*
2nd	Bredin, Ayden	6 - 8	Canada	10.59	2nd	
3rd	Myers, Anthony Peter	6 - 8	Australia	11.46	3rd	
4th	Ingkasuwan, Hadsacha	6 - 8	Thailand	12.46	4th	
5th	Maddocks, Alec	6 - 8	Australia	13.98	5th	
Event 29 Girls 9-11 50 Metre Sprint						
Heats 1 Wind: -0.3						
1st	Woolf, Julia	9 - 11	New Zealand	8.6	1st	*
2nd	Waldron, Miriam	9 - 11	Australia	9.26	2nd	
3rd	Oulton, Imogen	9 - 11	Australia	9.35	3rd	
4th	Dorcich, Jessica	9 - 11	Canada	9.81	4th	
5th	Drury, Joesphine	9 - 11	Australia	10.31	5th	
6th	Takahashi, Kotomi	9 - 11	Japan	10.55	6th	
7th	Hayama, Yuna	9 - 11	Japan	16.17	7th	
Event 30 Boys 9-11 50 Metre Sprint						
Heats 1 Wind: -1.1						
1st	Delguidice, Seth	9 - 11	Canada	8.83	1st	*
2nd	Park, Liam	9 - 11	Australia	8.93	2nd	
3rd	Smith, Adam	9 - 11	Australia	8.97	3rd	
4th	Antonroy, Ronald	9 - 11	Canada	9.53	4th	
5th	Burke, Andrew	9 - 11	Australia	9.55	5th	
6th	Rodriguez Alvarez, Ad	9 - 11	Spain	9.79	6th	
7th	Tairua, Jayten	9 - 11	New Zealand	9.88	7th	
7th	Kawaguchi, Usuke	9 - 11	Japan	9.88	7th	
9th	Hehir, Louis	9 - 11	Australia	10.76	9th	
Event 31 Girls 12-14 100 Metre Sprint						
Heats 1 Wind: -0.5						
1st	Kiley, Beth	12 - 14	Australia	14.31	1st	*
2nd	Williams, Elizabeth	12 - 14	Australia	16.38	2nd	
3rd	Britvec, Jasmin	12 - 14	Australia	18.48	3rd	
4th	Beaton, Meagan	12 - 14	Australia	20.11	4th	
5th	Richards, Jayne	12 - 14	Australia	20.66	5th	
6th	Zha, Zitong	12 - 14	China	20.91	6th	

Event 32 Boys 12-14 100 Metre Sprint		Age	Country	Final	Category Place	WTG WR
Heats 1 Wind: -1.0						
1st	Milliard, Christopher	12 - 14	Canada	13.26	1st	*
2nd	Frias, John Michael	12 - 14	Canada	13.76	2nd	
3rd	Civil, Dominic	12 - 14	United Kingdom	13.92	3rd	
4th	Mokoroa, Matthew	12 - 14	New Zealand	14.14	4th	
5th	Kenny, Joshua	12 - 14	United States of America	14.29	5th	
6th	Booth, Jack	12 - 14	United Kingdom	15.83	6th	
7th	Rennell, Tom	12 - 14	Australia	16.45	7th	
8th	Sobhi D. Mohamed, M	12 - 14	United Arab Emirates	16.58	8th	
9th	Sinclair, Dale	12 - 14	Canada	16.83	9th	
Event 33 Girls 15-17 100 Metre Sprint		Age	Country	Final	Category Place	WTG WR
Heats 1 Wind: 0.3						
1st	Smith, Naomi	15 - 17	United Kingdom	14.72	1st	
2nd	Sutherland, Katie	15 - 17	Canada	14.83	2nd	
3rd	Hodge, Katie Lee	15 - 17	New Zealand	15 - 17	3rd	
4th	Carr, Jade	15 - 17	United Kingdom	15.12	4th	
5th	Curran, Rachel	15 - 17	United Kingdom	15.45	5th	
6th	Dafflon, Emilie	15 - 17	Switzerland	16.85	6th	
Event 34 Boys 15-17 100 Metre Sprint		Age	Country	Final	Category Place	WTG WR
Heats 1 Wind: +0.0						
1st	Patton, Conor	15 - 17	United Kingdom	12.49	1st	*
2nd	Sikorski, Matthew	15 - 17	Canada	12.82	2nd	
3rd	Ormond, Edward Jame	15 - 17	South Africa	13.38	3rd	
4th	Dunham, Brandon	15 - 17	United States of America	14.34	4th	
5th	Gibson, Brandon	15 - 17	Canada	14.69	5th	
6th	Ng, Kwan Ho	15 - 17	Hong Kong	15.28	6th	
7th	Pake, Dylon	15 - 17	Canada	16.18	7th	
8th	Nam, Kin Long	15 - 17	Hong Kong	16.19	8th	
Event 35 Women 60-99 100 Metre Sprint		Age	Country	Final	Category Place	WTG WR
Heats 1 Wind: -1.0						
1st	Hosking, Jennifer	60 - 69	Australia	17.2	1st	*
2nd	Fung, Shuk Ching	60 - 69	Hong Kong	23.25	2nd	
3rd	Leung, Wai Ping	60 - 69	Hong Kong	23.58	3rd	
4th	Breckenridge, Barbara	60 - 69	United States of America	29.1	4th	
5th	Murphy, Catherine	60 - 69	Ireland	30.45	5th	
Event 36 Men 60-99 100 Metre Sprint		Age	Country	Final	Category Place	WTG WR
Heats 1 Wind: -1.5						
1st	Loftus, John	60 - 69	Ireland	15.22	1st	
2nd	Metcalfe, Thomas	60 - 69	Ireland	16.94	2nd	
3rd	Wright, Terry	60 - 69	United Kingdom	16.96	3rd	
4th	Dominguez, Alberto	60 - 69	Argentina	17.52	4th	
4th	Ehnot, Donald	70+	United States of America	17.52	1st	**
6th	Irvin, Anderson	70+	United States of America	19.41	2nd	
7th	Le Bourhis, Jean-Clau	70+	France	20.57	3rd	
8th	Maffeo, Carlo	70+	Italy	23.58	4th	
Event 37 Women 50-59 100 Metre Sprint		Age	Country	Final	Category Place	WTG WR
Heats 1 Wind: -0.6						
1st	Anthamatten, Genevie	50 - 59	Switzerland	17.87	1st	
2nd	Sander, Karen	50 - 59	Australia	20.65	2nd	
3rd	Guilly, Maryse	50 - 59	France	23.54	3rd	
4th	Rwaxa, Nombeko Mir	50 - 59	South Africa	23.68	4th	
Event 38 Men 50-59 100 Metre Sprint		Age	Country	Final	Category Place	WTG WR
Heats 1 Finals Wind: -1.0						
1st	Lassoij, Andre	50 - 59	Netherlands	13.31	1st	
2nd	Eule, Rainer	50 - 59	Germany	13.71	2nd	
3rd	Schaff, Jozsef	50 - 59	Hungary	13.77	3rd	
4th	Ladsuwan, Pramote	50 - 59	Thailand	14.46	4th	
5th	Carooghlianian, Albert	50 - 59	Argentina	14.55	5th	
6th	Henkeman, Stanley An	50 - 59	South Africa	14.57	6th	
7th	Hayes, Richard	50 - 59	Australia	15.12	7th	
Event 39 Women 40-49 100 Metre Sprint		Age	Country	Final	Category Place	WTG WR
Heats 1 Wind: -0.1						
1st	Jung, Andrasne	40 - 49	Hungary	15.46	1st	
2nd	Dixon, Zoe	40 - 49	United Kingdom	16.18	2nd	
3rd	Ignatiew, Iija	40 - 49	Finland	16.48	3rd	
4th	Schick, Liz (elizabeth)	40 - 49	Switzerland	18.72	4th	
Event 40 Men 40-49 100 Metre Sprint		Age	Country	Final	Category Place	WTG WR
Heats 1 Finals Wind: -1.9						
1st	Totsuka, Hitoshi	40 - 49	Japan	13.12	1st	
2nd	Hellriegel, Peter	40 - 49	Germany	13.31	2nd	
3rd	King, Andy	40 - 49	Australia	13.43	3rd	
4th	Van Der Westhuizen, I	40 - 49	South Africa	13.44	4th	
5th	Dabe, Alain	40 - 49	Belgium	13.78	5th	
6th	Edwards, Colin	40 - 49	Australia	13.9	6th	
7th	Chan, Kwok Man	40 - 49	Hong Kong	14.3	7th	
8th	Mlamuza, Siphon Raph	40 - 49	South Africa	14.54	8th	
Event 41 Women 30-39 100 Metre Sprint		Age	Country	Final	Category Place	WTG WR
Heats 1 Wind: -0.5						
1st	Fowler, Debbie	30 - 39	Australia	17.33	1st	
2nd	Litchfield, Kerrin	30 - 39	Australia	17.7	2nd	

Event 42 Men 30-39 100 Metre Sprint		Age	Country	Final	Category Place	WTG WR
Heats 1 Finals Wind: -3.2						
1st	Jay, William	30 - 39	United States of America	11.73	1st	
2nd	Castro, Hector	30 - 39	Argentina	12.45	2nd	
3rd	Lytle, Dwayne	30 - 39	United States of America	12.63	3rd	
4th	Cernas, Edgar	30 - 39	Mexico	12.72	4th	
5th	Rivero Montesdeoca,	30 - 39	Spain	12.83	5th	
5th	Gelencser, Robert	30 - 39	Hungary	12.83	5th	
7th	Dunda, Roman	30 - 39	Czech Republic	13.04	7th	
8th	Zinn, Ryan	30 - 39	United States of America	13.06	8th	
Event 43 Women 18-29 100 Metre Sprint		Age	Country	Final	Category Place	WTG WR
Heats 1 Finals Wind: 0.1						
1st	Leach, Lauren	18 - 29	United Kingdom	13.72	1st	
2nd	Hilton, Emma	18 - 29	United Kingdom	14.37	2nd	
3rd	Trask, Olivia	18 - 29	Australia	14.82	3rd	
4th	Dorman, Hilde	18 - 29	Netherlands	16.41	4th	
5th	White, Vienna	18 - 29	Ireland	17.16	5th	
6th	Steiger, Gabrielle	18 - 29	United States of America	17.55	6th	
7th	Dimitrova, Daniela	18 - 29	Bulgaria	18.81	7th	
8th	Oldnall, Dawn	18 - 29	Canada	21.57	8th	
Event 44 Men 18-29 100 Metre Sprint		Age	Country	Final	Category Place	WTG WR
Heats 1 Finals Wind: -1.1						
1st	Lingenfelter, Kyle	18 - 29	United States of America	11.89	1st	
2nd	Colbeck, James	18 - 29	United Kingdom	11.89	2nd	
3rd	Janka, Sandor	18 - 29	Hungary	11.95	3rd	
4th	Matthews, Joe	18 - 29	United Kingdom	12.16	4th	
5th	Borga, Juan Manuel	18 - 29	Argentina	12.71	5th	
6th	Lewis, Garth	18 - 29	United Kingdom	12.89	6th	
7th	Bergeron, Joshua	18 - 29	United States of America	12.98	7th	
8th	Eudave Avila, Christia	18 - 29	Mexico	13.04	8th	
9th	O'Neill, Craig	18 - 29	United Kingdom	13.39	9th	
Event 45 Women 18-99 4x100 Metre Relay		Team	Country	Final	Category Place	WTG WR
Heats 1						
1st		A	United Kingdom	56.94	1st	
Smith, Naomi 15	Hilton, Emma 18					
Leach, Lauren 18	Carr, Jade 15					
2nd		A	Netherlands	01:01.1	2nd	
Dorman, Hilde 18	Engelen, Michelle 18					
Te Brake, Floranke 18	Vos-krouwel, Carolien					
3rd		B	Australia	01:02.8	3rd	
Fowler, Debbie 39	Rough, Seona 30					
Litchfield, Kerrin 30	Clark, Kate 18					
4th		A	United States of America	01:07.0	4th	
Neely, Denise 40	Steiger, Gabrielle 18					
Searl, Jennifer 18	Biondi, Emily 18					
5th		A	Australia	01:07.8	5th	
Kiley, Beth 12	Sander, Karen 50					
Murray, Christine 40	Trask, Olivia 18					
6th		A	Hong Kong	01:16.8	6th	
Ip, Nga Chi 30	Tse, Yuk King, Winnie					
Cheng, Yuk Kam 30	Lui, Kit Hing Michelle					
Event 47 Men 60-99 5000 Metre Race Walk		Age	Country	Final	Category Place	WTG WR
Heats 1						
1st	Trafford, John	60 - 69	United Kingdom	33:26.1	1st	
2nd	Wright, Terry	60 - 69	United Kingdom	35:21.7	2nd	
3rd	Trioulaire, Roger	60 - 69	France	35:59.3	3rd	
4th	Retallack, Richard	60 - 69	United States of America	36:44.7	4th	
5th	Brien, Jim	60 - 69	United States of America	36:58.8	5th	
6th	Barres, Claude	70+	France	39:49.2	1st	**
7th	Maffeo, Carlo	70+	Italy	40:44.4	2nd	
8th	Eckersley, Bryan	60 - 69	New Zealand	41:05.3	6th	
9th	Ingwersen, Damien	60 - 69	Australia	42:49.7	7th	
10th	Wong, Sing	60 - 69	Hong Kong	43:36.6	8th	
---	Stibohar, Ivan	60 - 69	Australia	DQ	---	
---	Okubo, Michikata	60 - 69	Japan	DQ	---	

Event 48 Men 50-59 5000 Metre Race Walk		Age	Country	Final		Category Place	WTG WR
Heats 1							
1st	Burski, Mirosław	50 - 59	Poland	28:40.7		1st	*
2nd	Lacon Exposito, Joaquin	50 - 59	Spain	31:21.5		2nd	
3rd	Najib, Chabbouh	50 - 59	Tunisia	34:09.1		3rd	
4th	Mitchell, Colin	50 - 59	United Kingdom	34:11.0		4th	
5th	Moodley, Thavathasan	50 - 59	South Africa	34:13.1		5th	
6th	Tse, Wing Chiu	50 - 59	Hong Kong	34:13.2		6th	
7th	Goldsworthy, Nigel	50 - 59	Australia	34:30.0		7th	
8th	Hampton, Greg	50 - 59	New Zealand	35:59.5		8th	
9th	Dwyer, Michael Thom	50 - 59	Ireland	36:01.4		9th	
10th	Hilder, Gerald	50 - 59	Australia	36:11.3		10th	
11th	Newlands, Kenneth	50 - 59	New Zealand	36:42.0		11th	
12th	Suzuki, Katuhumi	50 - 59	Japan	37:38.5		12th	
13th	Fossard, Alain	50 - 59	France	38:32.1		13th	
14th	Granados Cabezas, Vi	50 - 59	Spain	41:18.5		14th	
15th	Clark, Lawrence	50 - 59	New Zealand	44:13.5		15th	
16th	Charretier, Pierre	50 - 59	France	44:13.6		16th	
---	Fikse, Olav	50 - 59	Norway	DQ		---	
Event 49 Men 40-49 5000 Metre Race Walk							
Heats 1							
1st	Gartland, Anthony	40 - 49	Ireland	28:59.2		1st	*
2nd	Zitny, Petr	40 - 49	Czech Republic	33:24.6		2nd	
3rd	Whelan, Stephen	40 - 49	United Kingdom	34:25.5		3rd	
4th	Vidal, Claude	40 - 49	France	35:23.1		4th	
5th	Padayachee, Ganasen	40 - 49	South Africa	35:44.7		5th	
6th	Escudero, Gustavo En	40 - 49	Argentina	36:33.0		6th	
7th	Lamy, Gilles	40 - 49	Canada	36:44.8		7th	
8th	Van Israel, Guido	40 - 49	Belgium	37:31.7		8th	
9th	Morrissey, Ray	40 - 49	New Zealand	38:51.2		9th	
10th	Balmakund, Anil	40 - 49	South Africa	38:52.5		10th	
11th	Merlo, Marcello	40 - 49	Italy	39:41.8		11th	
12th	Clarke, Frank	40 - 49	United Kingdom	42:35.1		12th	
13th	Donohoe, Paul	40 - 49	Ireland	48:55.2		13th	
---	Venkat, Sreenivasan	40 - 49	India	DNF		---	
---	Kailas, Kamron	40 - 49	Thailand	DNF		---	
---	Polson, Will	40 - 49	New Zealand	DNF		---	
---	Krebs, Andreas	40 - 49	Switzerland	DNF		---	
---	Mlamuza, Sipho Raph	40 - 49	South Africa	DQ		---	
Event 51 Men 18-39 5000 Metre Race Walk							
Heats 1							
1st	Venyercsan, Laszlo	30 - 39	Hungary	25:54.9		1st	*
2nd	Biyela, Nkanyesi The	18 - 29	South Africa	32:20.8		1st	
3rd	Motsch, Thomas	18 - 29	France	32:35.2		2nd	
4th	Graham, Martin	30 - 39	United Kingdom	33:06.6		2nd	
5th	Larsen, Trond	30 - 39	Norway	33:16.4		3rd	
6th	Yates, Joshua	18 - 29	Australia	33:48.4		3rd	
7th	Pomone, Nicholas	18 - 29	United Kingdom	35:28.7		4th	
8th	Itagaki, Shiro	30 - 39	Japan	40:06.7		4th	
9th	Cox, Andrew	30 - 39	Australia	45:24.3		5th	
10th	Ashino, Yuki	30 - 39	Japan	45:24.4		6th	
---	Frias, Victor Hugo	30 - 39	Argentina	DQ		7th	
---	Piras, Peter	30 - 39	Australia	DQ		8th	
Event 54 Men 30-39 200 Metre Sprint							
Heat 1 Heats Wind: 0.4							
1st	Jay, William	30 - 39	United States of America	24.89	q		
2nd	Cernas, Edgar	30 - 39	Mexico	26.51	q		
3rd	Ouisua, Nirandr	30 - 39	Thailand	26.84	q		
4th	Zilaj, Csaba	30 - 39	Hungary	27.1	q		
5th	O'Neill, John Paul	30 - 39	Ireland	28.04	q		
Heat 2 Heats Wind: 0.9							
1st	Gelencser, Robert	30 - 39	Hungary	26.18	q		
2nd	Zinn, Ryan	30 - 39	United States of America	27.01	q		
2nd	Itumeleng, Morokwane	30 - 39	South Africa	27.01	q		
4th	Twose, Richard	30 - 39	United Kingdom	28.35			
5th	Campbell-Jones, Mich	30 - 39	Australia	29.93			
6th	Watt, Andrew	30 - 39	Australia	35.96			

Event 55 Men 15-29 200 Metre Sprint		Age	Country	Final		Category Place	WTG WR
Heat 1 Heats Wind: -2.9							
1st	Janka, Sandor	18 - 29	Hungary	24.71	q		
2nd	Colbeck, James	18 - 29	United Kingdom	25.05	q		
3rd	Lingenfelter, Kyle	18 - 29	United States of America	25.42	q		
4th	Patton, Conor	15 - 17	United Kingdom	26.58	q		
5th	Quan, Jin Cheng Gabr	18 - 29	Singapore	28.84			
6th	Kallen, Bob	18 - 29	Netherlands	29.16			
7th	Brunner, Josef	18 - 29	Austria	36.18			
Heat 2 Heats Wind: -0.2							
1st	Matthews, Joe	18 - 29	United Kingdom	24.82	q		
2nd	Eudave Avila, Christia	18 - 29	Mexico	26.52	q		
3rd	O'Neill, Craig	18 - 29	United Kingdom	27.45	q		
4th	Gird, Trevor Hendrie	18 - 29	South Africa	28.52	q		
5th	Murray, Peter	15 - 17	United Kingdom	29.56			
6th	Higuchi, Kosuke	18 - 29	Japan	30.44			
7th	Michael, Castro	18 - 29	Malaysia	32.43			
Event 56 Men 60-99 800 Metre Run		Age	Country	Final		Category Place	WTG WR
Heats 1							
1st	Foster, Michael	60 - 69	United Kingdom	03:08.3		1st	
2nd	Scott, Anthony	60 - 69	United Kingdom	03:16.5		2nd	
3rd	Stoetzer, Peter	60 - 69	Germany	03:20.9		3rd	
4th	Dominguez, Alberto	60 - 69	Argentina	03:30.6		4th	
5th	Panchabuse, Thongcha	60 - 69	Thailand	04:04.6		5th	
Event 57 Women 40-99 800 Metre Run		Age	Country	Final		Category Place	WTG WR
Heats 1							
1st	Petter, Leslie	40 - 49	Canada	03:18.2		1st	*
2nd	Kirchmier, Anne	50 - 59	United States of America	03:29.9		1st	*
3rd	Benson, Margaret	50 - 59	Canada	03:40.1		2nd	
4th	Cross, Kathleen	50 - 59	United Kingdom	04:01.4		3rd	
Event 58 Men 50-59 800 Metre Run		Age	Country	Final		Category Place	WTG WR
Heats 1							
1st	Brown, Gerald	50 - 59	United Kingdom	02:40.6		1st	
2nd	Lacon Exposito, Joaquin	50 - 59	Spain	02:41.6		2nd	
3rd	Labreuche, Joel	50 - 59	France	02:42.1		3rd	
4th	Schaff, Jozsef	50 - 59	Hungary	02:42.7		4th	
5th	Perez, Juan Josa	50 - 59	Spain	02:47.9		5th	
6th	McGouran, Peter	50 - 59	United Kingdom	02:49.9		6th	
7th	Ashby, Keith	50 - 59	United States of America	03:19.2		7th	
Event 59 Women 18-39 800 Metre Run		Age	Country	Final		Category Place	WTG WR
Heats 1							
1st	Clark, Kate	18 - 29	Australia	02:51.1		1st	
2nd	Knox, Kathryn	30 - 39	United Kingdom	03:06.4		1st	*
3rd	Paniceres, Maria Tere	18 - 29	Argentina	03:08.5		2nd	
4th	Searl, Jennifer	18 - 29	United States of America	03:10.4		3rd	
5th	Dang, Bee Eng	30 - 39	Singapore	03:30.2		2nd	
6th	Ip, Nga Chi	30 - 39	Hong Kong	03:36.2		3rd	
7th	Fuglesang, Monica	18 - 29	Norway	03:46.7		4th	
8th	Vosloo, Noline Alice	18 - 29	South Africa	04:29.1		5th	
Event 60 Men 40-49 800 Metre Run		Age	Country	Final		Category Place	WTG WR
Heats 1							
1st	Juarez, Juan Pablo	40 - 49	Argentina	02:15.0		1st	*
2nd	Nurlu, Nehar	40 - 49	Germany	02:26.9		2nd	
3rd	Gohdes, Michael	40 - 49	Australia	02:29.2		3rd	
4th	Gartland, Anthony	40 - 49	Ireland	02:33.0		4th	
5th	Dorizzi, Daniele	40 - 49	Italy	02:48.7		5th	
6th	Pulles, Jan	40 - 49	Netherlands	02:53.0		6th	
7th	Smith, David	40 - 49	Canada	02:57.8		7th	
---	Walker, Alex	40 - 49	United Kingdom	DNF		---	
Event 61 Men 30-39 800 Metre Run		Age	Country	Final		Category Place	WTG WR
Heats 1							
1st	Matsoso, Daniel Lefu	30 - 39	South Africa	02:29.1		1st	
2nd	Zilaj, Csaba	30 - 39	Hungary	02:32.4		2nd	
3rd	Ouisua, Nirandr	30 - 39	Thailand	02:32.8		3rd	
4th	Venyercsan, Laszlo	30 - 39	Hungary	02:42.2		4th	
5th	Castro, Hector	30 - 39	Argentina	02:53.2		5th	
Event 62 Men 15-29 800 Metre Run		Age	Country	Final		Category Place	WTG WR
Heats 1							
1st	Koudelka, Vojtech	18 - 29	Czech Republic	02:18.5		1st	
2nd	Bell, Steven	18 - 29	Australia	02:27.1		2nd	
3rd	Yann, Richard	18 - 29	Australia	02:27.9		3rd	
4th	Mezei, Gergo Laszlo	18 - 29	Hungary	02:28.7		4th	
5th	Murray, Peter	15 - 17	United Kingdom	02:41.5		1st	**
6th	Gird, Trevor Hendrie	18 - 29	South Africa	02:58.1		5th	
7th	Motsch, Thomas	18 - 29	France	03:02.0		6th	
8th	Yates, Joshua	18 - 29	Australia	03:06.0		7th	
Event 63 Women 60-99 200 Metre Sprint		Age	Country	Final		Category Place	WTG WR
Heats 1 Wind: -1.1							
1st	Hosking, Jennifer	60 - 69	Australia	37.44		1st	**
2nd	Breckenridge, Barbara	60 - 69	United States of America	53.34		2nd	

Event 64 Men 60-99 200 Metre Sprint		Age	Country	Final	Category Place	WTG WR
Heats 1 Wind: -0.5						
1st	Loftus, John	60 - 69	Ireland	31.95	1st	
2nd	Foster, Michael	60 - 69	United Kingdom	32.43	2nd	
3rd	Wells, Vernon	60 - 69	Australia	35.01	3rd	
4th	Stoetzer, Peter	60 - 69	Germany	37.1	4th	
5th	Dominguez, Alberto	60 - 69	Argentina	37.86	5th	
6th	Ehnot, Donald	70+	United States of America	39.28	1st	**
Event 65 Women 50-59 200 Metre Sprint		Age	Country	Final	Category Place	WTG WR
Heats 1 Wind: -1.1						
1st	Benson, Margaret	50 - 59	Canada	39.16	1st	**
2nd	Anthamatten, Genevie	50 - 59	Switzerland	39.28	2nd	
3rd	Greenberg, Debbie	50 - 59	United States of America	45.83	3rd	
4th	Rwaxa, Nombeko Mir	50 - 59	South Africa	57.46	4th	
Event 66 Men 50-59 200 Metre Sprint		Age	Country	Final	Category Place	WTG WR
Heats 1 Wind: -0.7						
1st	Lassoij, Andre	50 - 59	Netherlands	26.7	1st	*
2nd	Eule, Rainer	50 - 59	Germany	27.95	2nd	
3rd	Schaff, Jozsef	50 - 59	Hungary	28.47	3rd	
4th	Henkeman, Stanley An	50 - 59	South Africa	30.69	4th	
5th	Ladsuwan, Pramote	50 - 59	Thailand	30.91	5th	
6th	Bamrung, Suwan	50 - 59	Thailand	32.21	6th	
7th	Wallace, Richard	50 - 59	Australia	42.79	7th	
Event 67 Women 40-49 200 Metre Sprint		Age	Country	Final	Category Place	WTG WR
Heats 1 Wind: -0.8						
1st	Dixon, Zoe	40 - 49	United Kingdom	33.29	1st	
2nd	Neely, Denise	40 - 49	United States of America	34.07	2nd	
3rd	Ignatiew, Iija	40 - 49	Finland	37.69	3rd	
4th	Limsirisophon, Wirun	40 - 49	Thailand	46.68	4th	
Event 68 Men 40-49 200 Metre Sprint		Age	Country	Final	Category Place	WTG WR
Heats 1 Wind: -1.3						
1st	Totsuka, Hitoshi	40 - 49	Japan	27.76	1st	
2nd	Nurlu, Nehar	40 - 49	Germany	28	2nd	
3rd	Van Der Westhuizen, I	40 - 49	South Africa	28.46	3rd	
4th	Nolan, James	40 - 49	Ireland	28.97	4th	
4th	King, Andy	40 - 49	Australia	28.97	4th	
6th	Smith, David	40 - 49	Canada	29.71	6th	
7th	Calleros Arteaga, Hect	40 - 49	Mexico	30.64	7th	
8th	Mangano, Giuseppe	40 - 49	Italy	36.08	8th	
Event 69 Women 30-39 200 Metre Sprint		Age	Country	Final	Category Place	WTG WR
Heats 1 Wind: -0.8						
1st	Fowler, Debbie	39	Australia	35.55	1st	
Event 70 Men 30-39 200 Metre Sprint		Age	Country	Final	Category Place	WTG WR
Heats 1 Finals Wind: -2.2						
1st	Jay, William	30 - 39	United States of America	24.62	1st	
2nd	Gelencser, Robert	30 - 39	Hungary	26.09	2nd	
3rd	Cernas, Edgar	30 - 39	Mexico	26.73	3rd	
4th	Ouisua, Nirandr	30 - 39	Thailand	27.24	4th	
4th	Zinn, Ryan	30 - 39	United States of America	27.24	4th	
6th	Zilaj, Csaba	30 - 39	Hungary	27.44	6th	
7th	O'Neill, John Paul	30 - 39	Ireland	28.49	7th	
Event 71 Women 18-29 200 Metre Sprint		Age	Country	Final	Category Place	WTG WR
Heats 1 Wind: -4.0						
1st	Hilton, Emma	18 - 29	United Kingdom	31.47	1st	
2nd	Trask, Olivia	18 - 29	Australia	32.68	2nd	
3rd	Fuglesang, Monica	18 - 29	Norway	35.5	3rd	
4th	Biondi, Emily	18 - 29	United States of America	36.41	4th	
5th	White, Vienna	18 - 29	Ireland	36.42	5th	
Event 72 Men 15-29 200 Metre Sprint		Age	Country	Final	Category Place	WTG WR
Heats 1 Finals Wind: -2.3						
1st	Colbeck, James	18 - 29	United Kingdom	24.29	1st	
2nd	Lingenfelter, Kyle	18 - 29	United States of America	24.69	2nd	
3rd	Janka, Sandor	18 - 29	Hungary	24.71	3rd	
4th	Matthews, Joe	18 - 29	United Kingdom	24.72	4th	
5th	Eudave Avila, Christia	18 - 29	Mexico	26.76	5th	
6th	Patton, Conor	15 - 17	United Kingdom	26.86	1st	**
7th	O'Neill, Craig	18 - 29	United Kingdom	27.67	6th	
8th	Gird, Trevor Hendrie	18 - 29	South Africa	29.78	7th	
Event 73 Women 18-99 4x400 Metre Relay		Team	Country	Final	Category Place	WTG WR
Heats 1						
1st		A	United Kingdom	05:13.7	1st	*
Dixon, Zoe 40	Leach, Lauren 18					
Dallman, Emma 18	Knox, Kathryn 30					
2nd		A	Australia	05:25.4	2nd	
Rough, Seona 30	Fowler, Debbie 39					
Litchfield, Kerrin 30	Clark, Kate 18					
3rd		A	United States of America	06:36.5	3rd	
Kirchmier, Anne 50	Ellsworth, Laura 30					
Steiger, Gabrielle 18	Searl, Jennifer 18					

Event 100 Men 60-69 Ball Throw		Age	Country	Final	Category Place	WTG WR
Group 1						
1st	Barnes, John	60 - 69	United Kingdom	57.11m	1st	*
2nd	Meissner, Marvin	60 - 69	Canada	56.66m	2nd	
3rd	Loftus, John	60 - 69	Ireland	43.65m	3rd	
4th	Donovan, Terry	60 - 69	Australia	41.46m	4th	
5th	Buss, Klaus Ridiger	60 - 69	Germany	36.46m	5th	
6th	Retallack, Richard	60 - 69	United States of America	35.65m	6th	
7th	Mondo, Agostino (gus	60 - 69	Australia	33.26m	7th	
8th	Moody, Ralph Arthur	70+	United States of America	24.76m	1st	**
9th	Ryan, Charlie	60 - 69	Ireland	23.72m	8th	
Event 101 Men 15-29 Shot Put		Age	Country	Final	Category Place	WTG WR
Group 1						
1st	Thundercliffe, Kriss	15 - 17	Australia	9.49m	1st	*
2nd	Pretorius (jnr), Koer	18 - 29	South Africa	9.31m	1st	*
3rd	Lewis, Garth	18 - 29	United Kingdom	8.84m	2nd	
4th	Brandana, Facundo	18 - 29	Argentina	8.73m	3rd	
5th	Esposito, Tiziano	18 - 29	Italy	8.16m	4th	
6th	Pollari, Antti	18 - 29	Finland	7.81m	5th	
7th	House, Stuart	18 - 29	United Kingdom	7.23m	6th	
8th	Gallo, Joseph Anthony	18 - 29	Canada	6.44m	7th	
9th	Pake, Dylon	15 - 17	Canada	5.35m	2nd	
Event 102 Women 18-29 Ball Throw		Age	Country	Final	Category Place	WTG WR
Group 1						
1st	Cuzens, Kaye	18 - 29	Australia	52.46m	1st	
2nd	Trask, Olivia	18 - 29	Australia	43.44m	2nd	
3rd	Reynolds, Rachael	18 - 29	United Kingdom	39.37m	3rd	
4th	Hossack, Evlyn	18 - 29	Australia	25.58m	4th	
5th	Steiger, Gabrielle	18 - 29	United States of America	22.27m	5th	
6th	Ng, Cheuk Yan	18 - 29	Hong Kong	16.09m	6th	
7th	Tung, Lok Yiu, Yoyo	18 - 29	Hong Kong	15.45m	7th	
8th	Esposito, Monja	18 - 29	Italy	14.49m	8th	
9th	Oldnall, Dawn	18 - 29	Canada	10.77m	9th	
Event 103 Women 50-59 Discus Throw		Age	Country	Final	Category Place	WTG WR
Group 1						
1st	Uys, Helletje Hendrik	50 - 59	South Africa	15.87m	1st	**
2nd	Dennis, Janet	50 - 59	United States of America	13.49m	2nd	
Event 104 Men 60-99 Long Jump		Age	Country	Final	Category Place	WTG WR
Group 1						
1st	Barnes, John	60 - 69	United Kingdom	4.14m	1st	
2nd	Foster, Michael	60 - 69	United Kingdom	3.61m	2nd	
3rd	Wright, Terry	60 - 69	United Kingdom	3.54m	3rd	
4th	Panchabuse, Thongcha	60 - 69	Thailand	3.30m	4th	
5th	Irvin, Anderson	70+	United States of America	2.77m	1st	**
6th	Buss, Klaus Ridiger	60 - 69	Germany	2.26m	6th	
7th	Maffeo, Carlo	70+	Italy	1.88m	2nd	
---	Xi, Songlin	60 - 69	China	FOUL	---	
Event 105 Boys 6-11 Ball Throw		Age	Country	Final	Category Place	WTG WR
Group 1						
1st	Delguidice, Seth	9 - 11	Canada	34.77m	1st	
2nd	Tairua, Jayten	9 - 11	New Zealand	30.93m	2nd	
3rd	Park, Liam	9 - 11	Australia	26.33m	3rd	
4th	Burke, Andrew	9 - 11	Australia	24.43m	4th	
5th	Kawaguchi, Usuke	9 - 11	Japan	24.14m	5th	
6th	Catten, Joshua	6 - 8	Australia	22.28m	1st	*
7th	Rodriguez Alvarez, Ad	9 - 11	Spain	17.24m	6th	
8th	Antonroy, Ronald	9 - 11	Canada	16.63m	7th	
9th	Smith, Adam	9 - 11	Australia	14.82m	8th	
10th	Hehir, Louis	9 - 11	Australia	13.89m	9th	
11th	Myers, Anthony Peter	6 - 8	Australia	12.42m	2nd	
12th	Bredin, Ayden	6 - 8	Canada	9.75m	3rd	
Event 106 Women 6-99 High Jump		Age	Country	Final	Category Place	WTG WR
Group 1						
1st	Te Brake, Floranke	18 - 29	Netherlands	1.30m	1st	
1st	Fowler, Debbie	30 - 39	Australia	1.30m	1st	*
2nd	Leach, Lauren	18 - 29	United Kingdom	1.1.30m	2nd	
2nd	Biondi, Emily	18 - 29	United States of America	1.1.30m	2nd	
5th	Smith, Naomi	15 - 17	United Kingdom	1.27m	1st	
5th	Dorman, Hilde	18 - 29	Netherlands	1.27m	3rd	
7th	Zheng, Lan	30 - 39	China	1.24m	2nd	
8th	Smith, Sarah	30 - 39	United Kingdom	1.15m	3rd	
9th	Tew, Christine	40 - 49	Australia	1.09m	1st	
9th	Sander, Karen	50 - 59	Australia	1.09m	1st	*

Event 107 Men 50-59 Long Jump		Age	Country	Final	Category Place	WTG WR
Group 1						
1st	Lassoij, Andre	50 - 59	Netherlands	4.47m	1st	
2nd	Eule, Rainer	50 - 59	Germany	4.08m	2nd	
3rd	Schaff, Jozsef	50 - 59	Hungary	4.03m	3rd	
4th	Ladsuwan, Pramote	50 - 59	Thailand	4.01m	4th	
5th	Trigas, Vasilios	50 - 59	Greece	3.91m	5th	
6th	Bamrung, Suwan	50 - 59	Thailand	3.81m	6th	
7th	Henkeman, Stanley An	50 - 59	South Africa	3.71m	7th	
8th	Claytor II, Andrew Go	50 - 59	United States of America	3.38m	8th	
9th	Tome, Branko	50 - 59	Slovenia	2.93m	9th	
---	Van Staen, Lucien	50 - 59	Belgium	FOUL	---	
Event 108 Women 60-99 Discus Throw		Age	Country	Final	Category Place	WTG WR
Group 1						
1st	Mills, Margaret	60 - 69	United Kingdom	16.29m	1st	**
2nd	Moss, Monica	60 - 69	United Kingdom	15.18m	2nd	
3rd	Cost-schreurs, Lia	60 - 69	Netherlands	12.79m	3rd	
4th	Gilbert, Brenda	60 - 69	Australia	12.01m	4th	
5th	Hosking, Jennifer	60 - 69	Australia	11.80m	5th	
6th	Gumm, Julie	60 - 69	Australia	8.75m	6th	
Event 109 Men 30-39 Shot Put		Age	Country	Final	Category Place	WTG WR
Group 1						
1st	Steinberg, Jim	30 - 39	United States of America	9.75m	1st	*
2nd	Mokkas, Konstantinos	30 - 39	Greece	8.99m	2nd	
3rd	Gelencser, Robert	30 - 39	Hungary	8.16m	3rd	
4th	Fekonja, Vojko	30 - 39	Slovenia	7.91m	4th	
5th	Spinelli, Mariano	30 - 39	Argentina	7.38m	5th	
6th	Ledwich, Duncan	30 - 39	Australia	5.92m	6th	
7th	Piras, Peter	30 - 39	Australia	5.13m	7th	
Event 110 Boys 6-11 Long Jump		Age	Country	Final	Category Place	WTG WR
Group 1						
1st	Park, Liam	9 - 11	Australia	3.10m	1st	*
2nd	Delguidice, Seth	9 - 11	Canada	3.06m	2nd	
3rd	Rodriguez Alvarez, Ad	9 - 11	Spain	2.74m	3rd	
4th	Burke, Andrew	9 - 11	Australia	2.57m	4th	
5th	Smith, Adam	9 - 11	Australia	2.55m	5th	
6th	Catten, Joshua	6 - 8	Australia	2.42m	1st	**
7th	Kawaguchi, Utsuke	9 - 11	Japan	2.39m	6th	
8th	Myers, Anthony Peter	6 - 8	Australia	1.66m	2nd	
9th	Hehir, Louis	9 - 11	Australia	1.45m	7th	
Event 111 Men 40-49 Ball Throw		Age	Country	Final	Category Place	WTG WR
Group 1						
1st	Edwards, Colin	40 - 49	Australia	64.68m	1st	
2nd	Zitny, Petr	40 - 49	Czech Republic	62.76m	2nd	
3rd	Nakazato, Norio	40 - 49	Japan	62.59m	3rd	
4th	Adamson, Tim	40 - 49	United Kingdom	57.04m	4th	
5th	Hattingh, Jacques	40 - 49	South Africa	55.32m	5th	
6th	Korodi, Istban	40 - 49	Hungary	53.48m	6th	
7th	Polson, Will	40 - 49	New Zealand	52.17m	7th	
8th	Farley, Nicholas	40 - 49	Australia	50.71m	8th	
9th	Fior, Lucio	40 - 49	Italy	49.88m	9th	
10th	Balada, Winston Vern	40 - 49	South Africa	47.40m	10th	
11th	Butler, Mike	40 - 49	United States of America	44.17m	11th	
12th	Yue, Keng Siang	40 - 49	Singapore	42.79m	12th	
13th	Ruiz Jodar, Mateo	40 - 49	Spain	41.53m	13th	
14th	Chui, Chi Fai	40 - 49	Hong Kong	39.89m	14th	
15th	Nidl, Jiri	40 - 49	Czech Republic	38.05m	15th	
16th	Chan, Kwok Man	40 - 49	Hong Kong	36.95m	16th	
17th	Koh, Hock Heng	40 - 49	Singapore	35.83m	17th	
18th	Cheung, Chi Tang	40 - 49	Hong Kong	34.69m	18th	
19th	Wong, Chi Keung	40 - 49	Hong Kong	29.10m	19th	
20th	Pillay, Asogan (derric	40 - 49	South Africa	27.28m	20th	
Event 112 Women 50-59 Shot Put		Age	Country	Final	Category Place	WTG WR
Group 1						
1st	Uys, Helletje Hendrik	50 - 59	South Africa	7.56m	1st	
2nd	Manuwald-seemueller	50 - 59	Germany	6.97m	2nd	
3rd	Guilly, Maryse	50 - 59	France	5.21m	3rd	
4th	Reynolds, Nancy	50 - 59	Australia	5.00m	4th	
5th	Irvine, Rhonda	50 - 59	Australia	4.22m	5th	
6th	Fong Ying, Anita Cha	50 - 59	Malaysia	4.09m	6th	
7th	Dennis, Janet	50 - 59	United States of America	3.89m	7th	

Event 113 Men 18-29 Long Jump		Age	Country	Final	Category Place	WTG WR
Group 1						
1st	Colbeck, James	18 - 29	United Kingdom	6.04m	1st	
2nd	Ramsurrun, Ashley	18 - 29	United Kingdom	5.50m	2nd	
3rd	Borga, Juan Manuel	18 - 29	Argentina	5.48m	3rd	
4th	Matthews, Joe	18 - 29	United Kingdom	5.20m	4th	
5th	Janka, Sandor	18 - 29	Hungary	5.15m	5th	
6th	Legrand, Damien	18 - 29	France	5.04m	6th	
7th	Monti, Eduardo Andra	18 - 29	Argentina	4.96m	7th	
8th	Bergeron, Joshua	18 - 29	United States of America	4.91m	8th	
9th	Quan, Jin Cheng Gabr	18 - 29	Singapore	4.32m	9th	
10th	Brunner, Josef	18 - 29	Austria	3.57m	10th	
Event 114 Women 18-49 Discus Throw		Age	Country	Final	Category Place	WTG WR
Group 1						
1st	Rough, Seona	30 - 39	Australia	29.72m	1st	**
2nd	Tew, Christine	40 - 49	Australia	28.55m	1st	**
3rd	Sherlock, Angela	30 - 39	Ireland	18.41m	2nd	
4th	Makaafi..(scott), Dian	40 - 49	Australia	18.38m	2nd	
5th	Hosford, Elizabeth	30 - 39	United Kingdom	17.94m	3rd	
6th	Cuzens, Kaye	18 - 29	Australia	16.58m	1st	**
7th	Geraards-slenfer, Phily	40 - 49	Netherlands	16.35m	3rd	
8th	Ronaldson, Kim	40 - 49	United Kingdom	16.30m	4th	
9th	Savolainen, Tarja	40 - 49	Finland	14.02m	5th	
10th	O'Connell, Jane	40 - 49	Australia	13.27m	6th	
11th	Mbatha, Yvonne Ntom	40 - 49	South Africa	13.13m	7th	
12th	Biondi, Emily	18 - 29	United States of America	12.62m	2nd	
13th	Tung, Lok Yiu, Yoyo	18 - 29	Hong Kong	11.26m	3rd	
Event 115 Men 50-59 Shot Put		Age	Country	Final	Category Place	WTG WR
Group 1						
1st	Berry, Ward	50 - 59	United Kingdom	10.95m	1st	
2nd	Kratzer, Joseph	50 - 59	United States of America	10.73m	2nd	
3rd	Aikio, Tapio	50 - 59	Finland	10.51m	3rd	
4th	D' Ambrosio, Alfonso	50 - 59	Italy	10.14m	4th	
5th	Laubscher, Jacobus M	50 - 59	South Africa	9.43m	5th	
6th	Dipiano, Michael	50 - 59	United States of America	9.21m	6th	
7th	Hayes, Richard	50 - 59	Australia	9.14m	7th	
8th	Deweaver, Mark	50 - 59	United States of America	9.12m	8th	
9th	Born, Martin	50 - 59	Switzerland	8.38m	9th	
10th	Nardini, Alessandro	50 - 59	Italy	8.27m	10th	
11th	Najib, Chabbouh	50 - 59	Tunisia	7.96m	11th	
12th	Tome, Branko	50 - 59	Slovenia	7.95m	12th	
13th	Lai, Sui Lung	50 - 59	Hong Kong	6.84m	13th	
14th	Williams, Don	50 - 59	Australia	6.68m	14th	
---	Lima, Enrique Santiag	50 - 59	Argentina	FOUL	---	
Event 116 Boys 12-14 Long Jump		Age	Country	Final	Category Place	WTG WR
Group 1						
1st	Kenny, Joshua	12 - 14	United States of America	4.35m	1st	
2nd	Mokoroa, Matthew	12 - 14	New Zealand	4.22m	2nd	
3rd	Milliard, Christopher	12 - 14	Canada	4.13m	3rd	
4th	Civil, Dominic	12 - 14	United Kingdom	4.04m	4th	
5th	Cugmas, Leon	12 - 14	Slovenia	3.86m	5th	
6th	Sinclair, Dale	12 - 14	Canada	3.66m	6th	
7th	Frias, John Michael	12 - 14	Canada	3.58m	7th	
8th	Messer, Hunter	12 - 14	United States of America	3.21m	8th	
9th	Steggink, Thomas	12 - 14	Netherlands	3.00m	9th	
10th	Rennell, Tom	12 - 14	Australia	2.89m	10th	
11th	Kingdon-kramer, Jaco	12 - 14	Canada	1.82m	11th	
Event 117 Men 60-99 Shot Put		Age	Country	Final	Category Place	WTG WR
Group 1						
1st	Buss, Klaus Ridiger	60 - 69	Germany	11.49m	1st	
2nd	Watson, Robert	60 - 69	United States of America	10.94m	2nd	
3rd	Rasanen, Asko	60 - 69	Finland	9.47m	3rd	
4th	Carpenter, Clive [robi	60 - 69	United Kingdom	8.70m	4th	
5th	Etzebeth, Christoffel	60 - 69	South Africa	8.60m	5th	
6th	Moody, Ralph Arthur	70+	United States of America	8.54m	1st	**
7th	Petrick, John	60 - 69	United States of America	8.44m	6th	
8th	Irvin, Anderson	70+	United States of America	8.42m	2nd	
9th	Eckersley, Bryan	60 - 69	New Zealand	8.31m	7th	
10th	Cantoni, Roberto	60 - 69	Italy	7.50m	8th	
11th	Lingham, Richard	60 - 69	Canada	6.44m	9th	
12th	Maffeo, Carlo	70+	Italy	5.40m	3rd	

Event 118 Boys 12-17 Ball Throw		Age	Country	Final	Category Place	WTG WR
Group 1						
1st	Dunham, Brandon	15 - 17	United States of America	64.75m	1st	*
2nd	Sikorski, Matthew	15 - 17	Canada	62.84m	2nd	
3rd	Disanto, Joseph	15 - 17	United States of America	58.00m	3rd	
4th	Woltjes, Frank	15 - 17	Netherlands	51.33m	4th	
5th	Mokoroa, Matthew	12 - 14	New Zealand	50.86m	1st	
6th	Frias, John Michael	12 - 14	Canada	50.59m	2nd	
7th	Maggiore, David	12 - 14	Canada	50.28m	3rd	
8th	Nicol, James	15 - 17	United Kingdom	48.38m	5th	
9th	Gibson, Brandon	15 - 17	Canada	46.46m	6th	
10th	Messer, Hunter	12 - 14	United States of America	45.41m	4th	
11th	Mortlock, George	12 - 14	United Kingdom	44.10m	5th	
12th	Kenny, Joshua	12 - 14	United States of America	41.82m	6th	
13th	Booth, Jack	12 - 14	United Kingdom	37.91m	7th	
14th	Milliard, Christopher	12 - 14	Canada	36.60m	8th	
15th	Martin, Dustin	15 - 17	Canada	24.79m	7th	
16th	Kingdon-kramer, Jaco	12 - 14	Canada	24.72m	9th	
17th	Sinclair, Dale	12 - 14	Canada	23.14m	10th	
Event 119 Men 40-49 Long Jump						
Group 1						
1st	Hellriegel, Peter	40 - 49	Germany	4.97m	1st	
2nd	King, Andy	40 - 49	Australia	4.82m	2nd	
3rd	Edwards, Colin	40 - 49	Australia	4.79m	3rd	
4th	Crawford, Sean	40 - 49	Australia	4.42m	4th	
5th	Chan, Kwok Man	40 - 49	Hong Kong	4.21m	5th	
6th	Carrasco, Martin	40 - 49	Spain	3.91m	6th	
7th	Mlamuza, Sipho Raph	40 - 49	South Africa	3.84m	7th	
8th	Kailas, Kamron	40 - 49	Thailand	3.75m	8th	
9th	Khalil, Laajimi	40 - 49	Tunisia	3.50m	9th	
Event 120 Boys 15-17 Long Jump						
Group 1						
1st	Patton, Conor	15 - 17	United Kingdom	4.78m	1st	*
2nd	Sikorski, Matthew	15 - 17	Canada	4.65m	2nd	
3rd	Ormond, Edward Jame	15 - 17	South Africa	4.02m	3rd	
4th	Gibson, Brandon	15 - 17	Canada	3.55m	4th	
5th	Nam, Kin Long	15 - 17	Hong Kong	3.28m	5th	
Event 121 Women 60-99 Shot Put						
Group 1						
1st	Cost-schreurs, Lia	60 - 69	Netherlands	6.55m	1st	
2nd	Kumpe, Annemarie	70+	Germany	6.14m	1st	**
3rd	Gilbert, Brenda	60 - 69	Australia	5.51m	2nd	
4th	Hosking, Jennifer	60 - 69	Australia	5.10m	3rd	
5th	Gumm, Julie	60 - 69	Australia	3.55m	4th	
Event 122 Men 30-39 Ball Throw						
Group 1						
1st	Spencer, Matthew	30 - 39	Australia	84.38m	1st	
2nd	Tamakuma, Naoshi	30 - 39	Japan	73.93m	2nd	
3rd	Van Den Berg, Dawid	30 - 39	South Africa	67.90m	3rd	
4th	Walker, Jonathon	30 - 39	Australia	62.05m	4th	
5th	Stewart, Jamie	30 - 39	Australia	56.53m	5th	
6th	Ranciaffi, Emanuele	30 - 39	Italy	50.23m	6th	
7th	Twose, Richard	30 - 39	United Kingdom	48.78m	7th	
8th	Marcantonio, Nicola	30 - 39	Italy	39.22m	8th	
9th	Spinelli, Mariano	30 - 39	Argentina	36.44m	9th	
Event 123 Men 40-49 Shot Put						
Group 1						
1st	Henin, Yvon	40 - 49	Belgium	11.78m	1st	
2nd	Korodi, Istvan	40 - 49	Hungary	10.48m	2nd	
3rd	Krizko, Dusan	40 - 49	Slovak Republic	10.04m	3rd	
4th	Ruiz Jodar, Mateo	40 - 49	Spain	10.03m	4th	
5th	Grobler, Anton Roelof	40 - 49	South Africa	9.08m	5th	
6th	Segura Hernandez, Alb	40 - 49	Spain	9.03m	6th	
7th	Xu, Jinquan	40 - 49	China	8.10m	7th	
8th	Butler, Mike	40 - 49	United States of America	7.59m	8th	
Event 124 Men 30-39 Long Jump						
Group 1						
1st	Jay, William	30 - 39	United States of America	5.84m	1st	
2nd	Itumeleng, Morokwane	30 - 39	South Africa	5.10m	2nd	
3rd	Campbell-Jones, Mich	30 - 39	Australia	4.59m	3rd	
4th	Rivero Montesdeoca,	30 - 39	Spain	4.52m	4th	
5th	Ranciaffi, Emanuele	30 - 39	Italy	4.35m	5th	
6th	Rikus, Jens	30 - 39	Germany	4.21m	6th	
7th	Steinberg, Jim	30 - 39	United States of America	4.01m	7th	

Event 125 Men 50-59 Ball Throw		Age	Country	Final	Category Place	WTG WR
Group 1						
1st	Kratzer, Joseph	50 - 59	United States of America	63.54m	1st	
2nd	Deweever, Mark	50 - 59	United States of America	62.71m	2nd	
3rd	Labreuche, Joel	50 - 59	France	59.45m	3rd	
4th	Trigas, Vasilios	50 - 59	Greece	51.56m	4th	
5th	Berry, Ward	50 - 59	United Kingdom	50.68m	5th	
6th	D' Ambrosio, Alfonso	50 - 59	Italy	50.27m	6th	
7th	Folkins, Neil	50 - 59	Canada	46.45m	7th	
8th	Dipiano, Michael	50 - 59	United States of America	38.36m	8th	
9th	Leung, Kwan Kwan	50 - 59	Hong Kong	37.73m	9th	
10th	Lai, Sui Lung	50 - 59	Hong Kong	30.52m	10th	
11th	Cheng, Wai Lun Will	50 - 59	Hong Kong	27.66m	11th	
Event 126 Women 40-49 Shot Put		Age	Country	Final	Category Place	WTG WR
Group 1						
1st	Tew, Christine	40 - 49	Australia	9.51m	1st	*
2nd	Jung, Andrasne	40 - 49	Hungary	8.92m	2nd	
3rd	Geraards-slenter, Phily	40 - 49	Netherlands	8.28m	3rd	
4th	Mateos, Rosana Aleja	40 - 49	Argentina	7.60m	4th	
5th	Mbatha, Yvonne Ntom	40 - 49	South Africa	5.51m	5th	
6th	Savolainen, Tarja	40 - 49	Finland	5.35m	6th	
7th	Holdsworth, Sandra	40 - 49	Canada	5.20m	7th	
8th	Leung, Yuk Chun	40 - 49	Hong Kong	4.91m	8th	
Event 127 Men 18-29 Ball Throw		Age	Country	Final	Category Place	WTG WR
Group 1						
1st	Biyela, Nkanyesi The	18 - 29	South Africa	71.27m	1st	
2nd	Pretorius (jnr), Koedr	18 - 29	South Africa	64.25m	2nd	
3rd	Borga, Juan Manuel	18 - 29	Argentina	61.27m	3rd	
4th	Wratten, Michael	18 - 29	Australia	52.93m	4th	
5th	Gallo, Joseph Anthony	18 - 29	Canada	52.04m	5th	
6th	Woodhouse, Jamie	18 - 29	United Kingdom	44.88m	6th	
7th	Mazzuocco, Michael	18 - 29	Canada	40.25m	7th	
8th	Eposito, Tiziano	18 - 29	Italy	40.22m	8th	
9th	Ryan, Leonard	18 - 29	Ireland	27.23m	9th	
10th	Jatkonen, Joni	18 - 29	Finland	17.60m	10th	
Event 128 Women 18-39 Shot Put		Age	Country	Final	Category Place	WTG WR
Group 1						
1st	Rough, Seona	30 - 39	Australia	10.44m	1st	*
2nd	Sherlock, Angela	30 - 39	Ireland	7.28m	2nd	
3rd	Hosford, Elizabeth	30 - 39	United Kingdom	7.07m	3rd	
4th	Cuzens, Kaye	18 - 29	Australia	6.29m	1st	
5th	Von Ohlen, Jorie	18 - 29	United States of America	5.06m	2nd	
6th	Tung, Lok Yiu, Yoyo	18 - 29	Hong Kong	4.52m	3rd	
7th	Ip, Nga Chi	30 - 39	Hong Kong	4.41m	4th	
Event 129 Women 18-99 Javelin Throw		Age	Country	Final	Category Place	WTG WR
Group 1						
1st	Jung, Andrasne	40 - 49	Hungary	25.71m	1st	
2nd	Hosford, Elizabeth	30 - 39	United Kingdom	22.44m	1st	
3rd	Rough, Seona	30 - 39	Australia	21.77m	2nd	
4th	Tew, Christine	40 - 49	Australia	21.05m	2nd	
5th	Uys, Hellelje Hendrik	50 - 59	South Africa	16.44m	1st	
---	Gilbert, Brenda	60 - 69	Australia	FOUL	1st	
Event 130 Women 60-99 Ball Throw		Age	Country	Final	Category Place	WTG WR
Group 1						
1st	Albrecht, Annemarie	60 - 69	Germany	24.06m	1st	
2nd	Gilbert, Brenda	60 - 69	Australia	20.07m	2nd	
3rd	Breckenridge, Barbara	60 - 69	United States of America	20.05m	3rd	
4th	Kumpe, Annemarie	70+	Germany	19.55m	1st	
5th	Gumm, Julie	60 - 69	Australia	18.52m	4th	
6th	Fung, Shuk Ching	60 - 69	Hong Kong	12.69m	5th	
7th	Leung, Wai Ping	60 - 69	Hong Kong	11.01m	6th	
8th	So, Pui Yee	60 - 69	Hong Kong	10.08m	7th	
Event 131 Men 40-49 Discus Throw		Age	Country	Final	Category Place	WTG WR
Group 1						
1st	Henin, Yvon	40 - 49	Belgium	25.30m	1st	**
2nd	Nurlu, Nehar	40 - 49	Germany	24.08m	2nd	
3rd	Korodi, Istban	40 - 49	Hungary	21.24m	3rd	
4th	Swarbrick, David	40 - 49	New Zealand	21.10m	4th	
5th	Ruiz Jodar, Mateo	40 - 49	Spain	20.91m	5th	
6th	Krizko, Dusan	40 - 49	Slovak Republic	17.74m	6th	
7th	Padayachee, Ganasen	40 - 49	South Africa	17.21m	7th	
8th	Khalil, Laajimi	40 - 49	Tunisia	14.31m	8th	

Event 132 Men 18-39 Discus Throw		Age	Country	Final	Category Place	WTG WR
Group 1						
1st	Steinberg, Jim	30 - 39	United States of America	31.75m	1st	**
2nd	Greaves, Lincoln	18 - 29	Australia	28.89m	1st	**
3rd	House, Stuart	18 - 29	United Kingdom	24.00m	2nd	
4th	Van Den Berg, Dawid	30 - 39	South Africa	20.99m	2nd	
5th	Graham, Martin	30 - 39	United Kingdom	20.08m	3rd	
6th	Pollari, Antti	18 - 29	Finland	19.79m	3rd	
7th	Piras, Peter	30 - 39	Australia	17.69m	4th	
8th	Mokkas, Konstantinos	30 - 39	Greece	17.43m	5th	
9th	Skaffer, Mario	30 - 39	South Africa	16.41m	6th	
Event 133 Girls 6-11 Ball Throw		Age	Country	Final	Category Place	WTG WR
Group 1						
1st	Dorcich, Jessica	9 - 11	Canada	21.63m	1st	*
2nd	Kataoka, Ami	6 - 8	Japan	12.58m	1st	**
3rd	Waldron, Miriam	9 - 11	Australia	11.96m	2nd	
4th	Takahashi, Kotomi	9 - 11	Japan	9.63m	3rd	
5th	Linton, Kiara	6 - 8	Australia	8.10m	2nd	
6th	Gaudet, Laura	6 - 8	Canada	7.86m	3rd	
Event 134 Women 30-39 Long Jump		Age	Country	Final	Category Place	WTG WR
Group 1						
1st	Zheng, Lan	30 - 39	China	3.84m	1st	
2nd	Litchfield, Kerrin	30 - 39	Australia	3.35m	2nd	
3rd	Smith, Sarah	30 - 39	United Kingdom	3.26m	3rd	
4th	Rough, Seona	30 - 39	Australia	3.20m	4th	
5th	Ellsworth, Laura	30 - 39	United States of America	2.95m	5th	
6th	Cheng, Yuk Kam	30 - 39	Hong Kong	2.85m	6th	
7th	Fung, Oi Lin	30 - 39	Hong Kong	1.62m	7th	
Event 135 Men 15-49 High Jump		Age	Country	Final	Category Place	WTG WR
Group 1						
1st	Greaves, Lincoln	18 - 29	Australia	1.70m	1st	
2nd	Legrand, Damien	18 - 29	France	1.65m	2nd	
3rd	Eckerth, Andreas	30 - 39	Germany	1.50m	1st	
3rd	Van Der Westhuizen, I	40 - 49	South Africa	1.50m	1st	
5th	Mokkas, Konstantinos	30 - 39	Greece	1.45m	2nd	
5th	Ojastenmaki, Juha	40 - 49	Finland	1.45m	2nd	
7th	Sikorski, Matthew	15 - 17	Canada	1.40m	1st	*
7th	Dunda, Roman	30 - 39	Czech Republic	1.40m	3rd	
9th	Wetzel, Rodolfo Ernes	40 - 49	Argentina	1.20m	3rd	
10th	Farley, Nicholas	40 - 49	Australia	1.15m	4th	
11th	Ng, Kwan Ho	15 - 17	Hong Kong	1.05m	2nd	
---	Hattingh, Jacques	40 - 49	South Africa	NH	--	
Event 136 Girls 6-11 Long Jump		Age	Country	Final	Category Place	WTG WR
Group 1						
1st	Woolf, Julia	9 - 11	New Zealand	2.87m	1st	*
2nd	Dorcich, Jessica	9 - 11	Canada	2.58m	2nd	
3rd	Kataoka, Ami	6 - 8	Japan	1.83m	1st	**
4th	Takahashi, Kotomi	9 - 11	Japan	1.79m	3rd	
Event 137 Men 50-99 Javelin Throw		Age	Country	Final	Category Place	WTG WR
Group 1						
1st	Kratzer, Joseph	50 - 59	United States of America	27.89m	1st	
2nd	Barnes, John	60 - 69	United Kingdom	20.94m	1st	
3rd	Dipiano, Michael	50 - 59	United States of America	15.12m	2nd	
---	Souza-lewis, Malcolm	60 - 69	United Kingdom	FOUL	2nd	
Event 138 Women 50-59 Long Jump		Age	Country	Final	Category Place	WTG WR
Group 1						
1st	Anthamatten, Genevie	50 - 59	Switzerland	3.28m	1st	
2nd	Murdzek, Krystyna	50 - 59	Poland	2.52m	2nd	
3rd	Guilly, Maryse	50 - 59	France	1.84m	3rd	
Event 139 Women 40-49 Ball Throw		Age	Country	Final	Category Place	WTG WR
Group 1						
1st	Mateos, Rosana Aleja	40 - 49	Argentina	50.29m	1st	*
2nd	Jung, Andrasne	40 - 49	Hungary	38.65m	2nd	
3rd	Ronaldson, Kim	40 - 49	United Kingdom	36.34m	3rd	
4th	Makaafi..(scott), Dian	40 - 49	Australia	31.96m	4th	
5th	Mbatha, Yvonne Ntom	40 - 49	South Africa	29.93m	5th	
6th	Leung, Yuk Chun	40 - 49	Hong Kong	23.96m	6th	
7th	Geraards-slenter, Phily	40 - 49	Netherlands	23.64m	7th	
8th	O'Connell, Jane	40 - 49	Australia	22.26m	8th	
9th	Murray, Christine	40 - 49	Australia	20.03m	9th	
10th	Ignatiew, Iija	40 - 49	Finland	19.32m	10th	
11th	Mazzantini, Margherit	40 - 49	Italy	16.31m	11th	
12th	Lee, Yin Ha	40 - 49	Hong Kong	12.23m	12th	

Event 140 Men 60-99 Discus Throw		Age	Country	Final	Category Place	WTG WR
Group 1						
1st	Barnes, John	60 - 69	United Kingdom	26.04m	1st	**
2nd	Buss, Klaus Ridiger	60 - 69	Germany	25.78m	2nd	
3rd	Souza-lewis, Malcolm	60 - 69	United Kingdom	22.28m	3rd	
4th	Etzebeth, Christoffel	60 - 69	South Africa	20.71m	4th	
5th	Rasanen, Asko	60 - 69	Finland	19.91m	5th	
6th	Ehnot, Donald	70+	United States of America	19.46m	1st	**
7th	Scott, Anthony	60 - 69	United Kingdom	18.18m	6th	
8th	Moody, Ralph Arthur	70+	United States of America	16.52m	2nd	
Event 141 Girls 12-17 Long Jump		Age	Country	Final	Category Place	WTG WR
Group 1						
1st	Smith, Naomi	15 - 17	United Kingdom	3.88m	1st	*
2nd	Carr, Jade	15 - 17	United Kingdom	3.46m	2nd	
3rd	Curran, Rachel	15 - 17	United Kingdom	3.34m	3rd	
4th	Zha, Zitong	12 - 14	China	2.90m	1st	
5th	Ichikawah, Nanae	12 - 14	Japan	2.70m	2nd	
6th	Eastop, Samantha	12 - 14	Canada	2.60m	3rd	
7th	Britvec, Jasmin	12 - 14	Australia	2.33m	4th	
8th	Richards, Jayne	12 - 14	Australia	2.30m	5th	
9th	Cruikshanks, Devan	12 - 14	Canada	1.98m	6th	
10th	Beaton, Meagan	12 - 14	Australia	1.55m	7th	
Event 142 Men 50-99 High Jump		Age	Country	Final	Category Place	WTG WR
Group 1						
1st	Lassoij, Andre	50 - 59	Netherlands	1.40m	1st	
2nd	Vatovec, Vleo	50 - 59	Slovenia	1.40m	2nd	
3rd	Barnes, John	60 - 69	United Kingdom	1.35m	1st	
4th	Hayes, Richard	50 - 59	Australia	1.30m	3rd	
4th	Bamrung, Suwan	50 - 59	Thailand	1.30m	4th	
6th	Souza-lewis, Malcolm	60 - 69	United Kingdom	1.20m	2nd	
7th	Nardini, Alessandro	50 - 59	Italy	1.15m	5th	
7th	Duin, Johan	60 - 69	Netherlands	1.15m	3rd	
9th	Rasanen, Asko	60 - 69	Finland	1.10m	4th	
9th	Tse, Wing Chiu	50 - 59	Hong Kong	1.10m	6th	
Event 143 Men 40-49 Javelin Throw		Age	Country	Final	Category Place	WTG WR
Group 1						
1st	Henin, Yvon	40 - 49	Belgium	33.90m	1st	
2nd	Korodi, Istban	40 - 49	Hungary	29.70m	2nd	
3rd	Ruiz Jodar, Mateo	40 - 49	Spain	27.38m	3rd	
4th	Padayachee, Ganasen	40 - 49	South Africa	24.00m	4th	
5th	Wetzel, Rodolfo Ernes	40 - 49	Argentina	20.56m	5th	
Event 144 Girls 12-17 Ball Throw		Age	Country	Final	Category Place	WTG WR
Group 1						
1st	Hodge, Katie Lee	15 - 17	New Zealand	48.15m	1st	*
2nd	Eastop, Samantha	12 - 14	Canada	39.88m	1st	*
3rd	Queen, Mackenzie	15 - 17	Canada	37.07m	2nd	
4th	Carr, Jade	15 - 17	United Kingdom	34.58m	3rd	
5th	Smith, Naomi	15 - 17	United Kingdom	34.21m	4th	
6th	Kiley, Beth	12 - 14	Australia	26.01m	2nd	
7th	Ichikawah, Nanae	12 - 14	Japan	20.44m	3rd	
8th	Britvec, Jasmin	12 - 14	Australia	20.20m	4th	
9th	Richards, Jayne	12 - 14	Australia	18.32m	5th	
10th	Zha, Zitong	12 - 14	China	15.94m	6th	
11th	Beaton, Meagan	12 - 14	Australia	13.62m	7th	
12th	Allan, Bernice	12 - 14	Australia	13.09m	8th	
13th	Cruikshanks, Devan	12 - 14	Canada	12.00m	9th	
Event 145 Women 40-49 Long Jump		Age	Country	Final	Category Place	WTG WR
Group 1						
1st	Ignatiew, Iija	40 - 49	Finland	3.40m	1st	
2nd	Murray, Christine	40 - 49	Australia	2.42m	2nd	
Event 146 Men 18-39 Javelin Throw		Age	Country	Final	Category Place	WTG WR
Group 1						
1st	Skaffer, Mario	30 - 39	South Africa	27.76m	1st	
2nd	Gelencser, Robert	30 - 39	Hungary	17.02m	2nd	
3rd	Piras, Peter	30 - 39	Australia	14.39m	3rd	
4th	Lewis, Garth	18 - 29	United Kingdom	13.89m	1st	
Event 147 Women 30-39 Ball Throw		Age	Country	Final	Category Place	WTG WR
Group 1						
1st	Rigert, Jennifer	30 - 39	United States of America	51.99m	1st	*
2nd	Ellsworth, Laura	30 - 39	United States of America	43.91m	2nd	
3rd	Rough, Seona	30 - 39	Australia	32.58m	3rd	
4th	Mbele, Julia Nomakho	30 - 39	South Africa	25.84m	4th	
5th	Cheng, Yuk Kam	30 - 39	Hong Kong	19.30m	5th	
6th	Khunawatbundith, Saw	30 - 39	Thailand	18.40m	6th	
7th	Chang, Suk Han	30 - 39	Hong Kong	14.60m	7th	
8th	Fung, Oi Lin	30 - 39	Hong Kong	11.86m	8th	
9th	Pitman, Jennie	30 - 39	United States of America	10.53m	9th	
10th	Ryan, Orla	30 - 39	Ireland	8.89m	10th	

Event 148 Men 50-59 Discus Throw		Age	Country	Final	Category Place	WTG WR
Group 1						
1st	Kratzer, Joseph	50 - 59	United States of America	27.82m	1st	**
2nd	Aikio, Tapio	50 - 59	Finland	24.64m	2nd	
3rd	Berry, Ward	50 - 59	United Kingdom	23.52m	3rd	
4th	Dipiano, Michael	50 - 59	United States of America	20.40m	4th	
5th	Laubscher, Jacobus M	50 - 59	South Africa	18.97m	5th	
6th	Hayes, Richard	50 - 59	Australia	16.22m	6th	
7th	Boffey, James	50 - 59	Australia	13.47m	7th	
8th	Lai, Sui Lung	50 - 59	Hong Kong	12.41m	8th	
---	Williams, Don	50 - 59	Australia	FOUL	---	
Event 149 Women 18-29 Long Jump		Age	Country	Final	Category Place	WTG WR
Group 1						
1st	Te Brake, Floranke	18 - 29	Netherlands	3.86m	1st	
2nd	Dorman, Hilde	18 - 29	Netherlands	3.50m	2nd	
3rd	Biondi, Emily	18 - 29	United States of America	3.38m	3rd	
4th	White, Vienna	18 - 29	Ireland	3.25m	4th	
5th	Ng, Cheuk Yan	18 - 29	Hong Kong	3.10m	5th	
6th	Steiger, Gabrielle	18 - 29	United States of America	2.99m	6th	
Event 150 Women 50-59 Ball Throw		Age	Country	Final	Category Place	WTG WR
Group 1						
1st	Uys, Helletje Hendrik	50 - 59	South Africa	34.73m	1st	
2nd	Kirchmier, Anne	50 - 59	United States of America	33.15m	2nd	
3rd	Wiren, Anette	50 - 59	Sweden	29.04m	3rd	
4th	Wood, Audrey	50 - 59	Australia	28.30m	4th	
5th	Rwaxa, Nombeko Mir	50 - 59	South Africa	28.27m	5th	
6th	Irvine, Rhonda	50 - 59	Australia	24.95m	6th	
7th	Bartlett, Jane	50 - 59	Australia	20.63m	7th	
8th	Yoonuch, Jiraporn	50 - 59	Thailand	16.31m	8th	
9th	Guilly, Maryse	50 - 59	France	14.12m	9th	
10th	Chan, Hok In	50 - 59	Hong Kong	12.08m	10th	
Event 74 Men 18-99 4x400 Metre Relay		Age	Country	Final	Category Place	WTG WR
Heats 1						
1st		A	United Kingdom	4.05.33	1st	
2nd		A	Hungary	4.11.94	2nd	
3rd		A	Australia	4.20.84	3rd	
Event 46 Men 18-99 4x100 Metre Relay		Age	Country	Final	Category Place	WTG WR
Heats 1						
1st		A	United States of America	48.11	1st	
2nd		A	Hungary	49.38	2nd	
3rd		A	United Kingdom	49.86	3rd	

* WORLD TRANSPLANT GAMES WORLD RECORD

** WORLD TRANSPLANT GAMES NEW WORLD RECORD (NO WORLD RECORD PREVIOUSLY RECORDED)



World Transplant Games
Gold Coast
Australia 2009

XVII World Transplant Games Badminton Results

JUNIORS

Category: 9 - 11 Female			<i>Country</i>
Gold	Jessica Dorcich	Canada	
Category: 9 - 11 Male			<i>Country</i>
Gold	Seth Delguidice	Canada	
Silver	Ronald Antonroy	Canada	
Category: 12 - 14 Female			<i>Country</i>
Gold	Erin Vaters	Canada	
Silver	Kailyn Bredin	Canada	
Category: 12 - 14 Male			<i>Country</i>
Gold	Jack Booth	United Kingdom	
Silver	Oliver Crawley	United Kingdom	
Bronze	Chris Milliard	Canada	
4th Place	David Maggiori	Canada	
Category: 15 - 17 Female			<i>Country</i>
Gold	Jade Karr	United Kingdom	
Silver	Naomi Smith	United Kingdom	
Bronze	Rachel Curran	United Kingdom	
4th Place	Tamaryn Stevens	Australia	
Category: 15 - 17 male			<i>Country</i>
Gold	James Nicol	United Kingdom	
Silver	Peter Murray	United Kingdom	
Bronze	Matt Sikorski	Canada	
Bronze	Kwan Ho Ng	Hong Kong	

SINGLES		
Category: 18 -29 Female		Country
Gold	Vienna White	Ireland
Silver	Monica Fugelsang	Norway
Bronze	Michelle Engelen	Netherlands
4th Place	Ifrah Raza	United Kingdom
Category: 18 - 29 Male		Country
Gold	Neil Mcleod	United Kingdom
Silver	Nicholas Pomone	United Kingdom
Bronze	Thomas Spencer	United Kingdom
4th Place	Yi Chang Foo	Singapore
Category: 30 - 39 Female		Country
Gold	Elizabeth Hosford	United Kingdom
Silver	Debbie Fowler	Australia
Bronze	Sarah Smith	United Kingdom
4th Place	Claire Downer	United Kingdom
Category: 30 - 39 Male		Country
Gold	Grant Cawte	United Kingdom
Silver	Yeau Kok Keong	Malaysia
Bronze	Roman Dunda	Czech Republic
4th Place	Yusuke Kurata	Japan
Category: 40 - 49 Female		Country
Gold	Dierdre Faul	Ireland
Silver	Carolien Vos- Krouwel	Netherlands
Bronze	Kim Ronaldson	United Kingdom
4th Place	Kun Ramsot	Thailand
Category: 40 - 49 Male		Country
Gold	Tay Kay Hoo	Malaysia
Silver	Tim Adamson	United Kingdom
Bronze	Juha Ojastenmaki	Finland
4th Place	Petr Zitny	Czech Republic
Category: 50 - 59 Female		Country
Gold	Anette Wiren	Sweden
Silver	Maggie Gambrell	United Kingdom
Bronze	Jinny van Rheenen	Netherlands
Category: 50 - 59 Male		Country
Gold	Juan Josa Perez	Spain
Silver	Kaldip Singh	Malaysia
Bronze	Yrjo Viitikko	Finland
4th Place	Muthuswamy Govindarajan	USA
Category: 60 - 69 Female		Country
Gold	Joan Bell	United Kingdom
Category: 60 - 69 Male		Country
Gold	Xi Songlin	China
Silver	Kim Pheng Yeo	Singapore
Bronze	Ganesh Bahadur	Malaysia
Category: 70+ Male		Country
Gold	Inderjit Singh Bhalla	United Kingdom

DOUBLES		
Category: 18 - 29 Female Doubles		Country
Gold	Vienna White/Dierdre Faul	Ireland
Silver	Sarah Smith/Rachel Reynolds	United Kingdom
Bronze	Michelle Engelen/Carolien Vos-Krouwel	Netherlands
4th Place	Tamaryn Stevens/Rachel Peters	Australia
Category: 18 - 29 Male Doubles		Country
Gold	Neil McLeod/Colin Mitchell	United Kingdom
Silver	Thomas Spencer/James Nicol	United Kingdom
Bronze	Nicholas Pomone/Jon Fox	United Kingdom
4th Place	Jin Cheng Quan/Yi Cheng Foo	Singapore
Category: 30 - 39 Female Doubles		Country
Gold	Claire Downer/Elizabeth Hosford	United Kingdom
Silver	Supannee Sartprasert/Ladda Ruangrod	Thailand
Bronze	Chang Han/Ip Nga Chi	Hong Kong
Category: 30 - 39 Male Doubles		Country
Gold	Tim Adamson/Grant Cawte	United Kingdom
Silver	Kok Keong Yeau /Lim Meng Thye	Malaysia
Bronze	Anutra Jotikabkana/Nitroj Phunrum	Thailand
4th Place	Wai Hong Chan/Kin Ming Lee	Hong Kong
Category: 40 - 49 Female Doubles		Country
Gold	Catharine Hall/Lisa Innes	United Kingdom
Silver	Kim Ronaldson/Teresa White	United Kingdom
Bronze	Mariajanna Lauridsen/Leila Veith Moeller	Denmark
Category: 40 - 49 Male Doubles		Country
Gold	Kaldip Singh/Tay Ka Hoo	Malaysia
Silver	Juan Jose Perez/Martin Carrasco	Spain
Bronze	Juha Ojastenmaki/Yrjo Viitikko	Finland
4th Place	Frank Calrke/Hamish Barrie	United Kingdom
Category: 50 - 59 Female Doubles		Country
Gold	Joan Bell/Maggie Gambrill	United Kingdom
Category: 50 - 59 Male Doubles		Country
Gold	Yeo Kim Pheng/Lee Siang Fook	Singapore
Silver	Chan How Kiat/Quah Eng Keong	Singapore
Bronze	Chan Kwok Ping/Lee Kin Ming	Hong Kong
Category: 60 - 69 Male Doubles		Country
Gold	Malcolm Souza Lewis /Inderjit Singh Bhalla	United Kingdom
Mixed Doubles		Country
Gold	Lan Zheng/Xi Songlin	China
Silver	Debbie Fowler/Mohanraj Sithabaram	Australia
Bronze	Anette Wiren/Gustav Wallen	Sweden
4th Place	Stephanie Keustermans/Yvon Henin	Belgium



**XVII World Transplant Games
Bowling Results**

SINGLES

8yrs & under GIRLS	Last Name	First Name	Country	Game 1	Game 2	Game 3	Total	Combined
1st	Kataoka	Ami	Japan	89			89	
9 - 11 yrs GIRLS	Last Name	First Name	Country	Game 1	Game 2	Game 3	Total	Combined
1st	Waldron	Miriam	Australia	95			95	
2nd	Takahasi	Kotomi	Japan	87			87	
3rd	Hayama	Yuna	Japan	83			83	
4th	Drury	Joesphine	Australia	74			74	
9 - 11 yrs BOYS	Last Name	First Name	Country	Game 1	Game 2	Game 3	Total	Combined
1st	Smith	Adam	Australia	80			80	
2nd	Tairua	Jayten	New Zealand	69			69	
3rd	Antonroy	Ronald	Canada	51			51	
4th	Park	Liam	Australia	47			47	
5th	Kawaguchi	Yusuke	Japan	29			29	
6th	Hehir	Louis	Australia	28			28	
7th	Ryan	Nathan	Australia	27			27	
12 - 14yrs GIRLS	Last Name	First Name	Country	Game 1	Game 2	Game 3	Total	Combined
1st	Cruickshanks	Devan	Canada	75	96		171	
2nd	Allen	Bernice	Australia	79	64		143	
3rd	Richards	Nicol	Australia	45	63		108	
4th	KiLey	Beth	Australia	47	56		103	
5th	Richards	Jayne	Australia	52	49		101	
6th	Beaton	Meagan	Australia	43	49		92	
7th	Bredin	Kailyn	Canada	29	31		60	
12 - 14yrs BOYS	Last Name	First Name	Country	Game 1	Game 2	Game 3	Total	Combined
1st	Frias	John Michael	Canada	124	113		237	
2nd	Mokoroa	Matthew	New Zealand	118	114		232	
3rd	Messer	Hunter	United States of America	105	97		202	
4th	Kingdon-Kramer	Jacob	Canada	37	70		107	
15 - 17yrs GIRLS	Last Name	First Name	Country	Game 1	Game 2	Game 3	Total	Combined
1st	Curran	Rachel	United Kingdom	79	106		185	
2nd	Samuel	Rebecca	Canada	63	77		140	
15 - 17yrs BOYS	Last Name	First Name	Country	Game 1	Game 2	Game 3	Total	Combined
1st	Dunham	Brandon	United States of America	206	189		395	
2nd	Nicol	James	United Kingdom	182	193		375	
3rd	Flintham	James Peter	United Kingdom	130	137		267	
4th	Disanto	Joseph	United States of America	120	94		214	
5th	Kettunen	Jere	Finland	82	124		206	
6th	King	Liam	Australia	74	120		194	
7th	Thundercliffe	KRISS	Australia	101	92		193	
8th	Reinke	Ayden	Australia	77	101		178	
9th	Pake	Dylen	Canada	90	72		162	
10th	Ng	Hong Ho	Hong Kong	78	79		157	
18 - 29yrs FEMALE	Last Name	First Name	Country	Game 1	Game 2	Game 3	Total	Combined
1st	Hossack	Evlyn	Australia	145	72	94	311	
2nd	Pouech	Lucille	France	74	87	129	290	
3rd	Ng	Cheuk Yan	Hong Kong	54	72	119	245	
4th	Wettenhall	Sacha	New Zealand	62	60	87	209	
5th	Fortier	Angeline	France	69	53	86	208	
6th	Gellert	Heidi	Australia	40	32	49	121	
18 - 29yrs MALE	Last Name	First Name	Country	Game 1	Game 2	Game 3	Total	Combined
1st	Martin	Kyle	United States of America	147	129	211	487	
2nd	Atras	Glen	Australia	151	164	151	466	
3rd	Biyela	Joseph Anthony	Canada	189	146	121	456	
4th	Fox	Phillip	Ireland	98	115	123	336	
5th	Gallo	Jon	United Kingdom	92	122	117	331	
6th	Hannon	Nkanyesi Themba	South Africa	78	71	100	249	
7th	Jatkonen	Leonard	Ireland	106	55	83	244	
8th	O'Neill	Craige	United Kingdom	69	75	92	236	
9th	Ryan	Joni	Finland	59	75	78	212	
10th	Yates	Joshua	Australia	67	73	54	194	
11th	Teague	James	Ireland	28	27	52	107	
30 - 39yrs FEMALE	Last Name	First Name	Country	Game 1	Game 2	Game 3	Total	Combined
1st	Cheng	Yuk Kam	Hong Kong	139	164	143	446	
2nd	Marinoiu	Iuliana	Romania	96	132	168	396	
3rd	Khunawatbundith	Sawalee	Thailand	136	104	102	342	
4th	Sherlock	Angela	Ireland	100	126	115	341	
5th	Bernal	Gladys	Singapore	106	121	102	329	
6th	Jegels	Tracey	South Africa	116	109	91	316	
7th	Emslie	Robyn	South Africa	87	108	118	313	
8th	Runangrod	Ladda	Thailand	98	96	112	306	
9th	Fung	Oi Lin	Hong Kong	81	113	104	298	
10th	Labbett	Shillane	Canada	112	78	95	285	
11th	Knuckey	Karen	Australia	100	105	74	279	
12th	Radulescu	Mihaela	Romania	79	83	113	275	
13th	Sartprasert	Supannee	Thailand	106	88	63	257	
14th	Ryan	Orla	Ireland	75	59	67	201	
15th	Ayari	Narjes	Tunisia					

XVII WORLD TRANSPLANT GAMES

30 - 39yrs MALE	Last Name	First Name	Country	Game 1	Game 2	Game 3	Total	Combined
1st	Lilly	Rick	United States of America	207	235	191	633	
2nd	Mokkas	Konstantino	Greece	170	214	225	609	
3rd	Manikas	Ioannis	Greece	198	141	197	536	
4th	Lane	Mike	United States of America	135	215	168	518	
5th	Madar	Attil	Hungary	179	141	183	503	
6th	Van Straaten	Michel	Netherlands	160	164	158	482	
7th	Fekonja	Vojko	Slovenia	150	143	178	471	
8th	Allen	Cameron	Australia	164	146	146	456	
9th	Soldani	Guillermo	Argentina	122	157	158	437	
10th	Waddington	Andrew	Australia	172	117	98	387	
11th	Gelencser	Robert	Hungary	136	104	141	381	
12th	Csuti	Janos	Hungary	133	128	116	377	
13th	Ashino	Yuki	Japan	97	116	135	348	
14th	Cox	Andrew	Australia	87	104	138	329	
15th	Chiang	Shek Yeung	Hong Kong	99	110	98	307	
16th	Phunrum	Nitiroj	Thailand	99	98	101	298	
17th	Newman	Jason	New Zealand	90	98	109	297	
18th	Hallet	Patrick	Belgium	109	78	92	279	
40 - 49yrs FEMALE	Last Name	First Name	Country	Game 1	Game 2	Game 3	Total	Combined
1st	Wan	Sau Fan	Hong Kong	144	173	202	519	
2nd	Makaafi-(Scott	Dianne	Australia	141	182	167	490	
3rd	Lorinczne	Klara	Hungary	126	143	178	447	
4th	King	Debra-Leigh	Australia	155	114	107	376	
5th	Jordan	Colette	United States of America	113	130	99	342	
6th	Johnston	Jennifer	Australia	92	121	115	328	
7th	Shibahara	Masayo	Japan	128	78	118	324	
8th	Kun	Ramsoot	Thailand	101	111	91	303	
9th	Lee	Sau Kim	Hong Kong	97	90	109	296	
10th	Bester	Fiona	Australia	105	75	101	281	
11th	Moeller	Leila Veith	Denmark	95	92	85	272	
12th	Chapman	Lisa	Australia	87	90	94	271	
13th	Lambinob-stemkens	Ineke	Switzerland	93	89	83	265	
14th	Murakami	Tomomi	Japan	91	83	90	264	
15th	Limsirisophon	Wirune	Thailand	89	81	81	251	
16th	Yip	So Fan	Hong Kong	71	70	77	218	
17th	Mbatha	Yvonne Ntombikayi	South Africa	50	88	70	208	
18th	Hall	Catharine	United Kingdom	62	67	68	197	
19th	Lee	Yin Ha	Hong Kong	47	55	84	186	
20th	Holdsworth	Sandra	Canada	48	67	65	180	
21st	Meyer	Linda	Ireland	37	65	46	148	
40 - 49yrs MALE	Last Name	First Name	Country	Game 1	Game 2	Game 3	Total	Combined
1st	Chui	Chi Fai	Hong Kong	215	236	159	610	
2nd	Kennedy	Michael	Australia	178	159	191	528	
3rd	Blake	David	Australia	155	154	196	505	
4th	Simic	Josko	Slovenia	175	156	169	500	
5th	Panapanikolaou	Ioannis	Greece	174	158	166	498	
6th	Jezeric	Ivo	Slovenia	169	206	122	497	
7th	Coulch	Neale	Australia	156	168	147	471	
8th	Jotikabukkana	Anutra	Thailand	165	131	168	464	
9th	Merlino	Joseph	Australia	120	148	192	460	
10th	Nakazato	Norio	Japan	143	160	156	459	
11th	Balada	Winston Vernon	South Africa	133	168	150	451	
12th	Williams	Stephen	Australia	113	185	153	451	
13th	Harding	Antony	Australia	114	172	161	447	
14th	Lee	Ngan Ho	Hong Kong	158	159	107	424	
15th	Ojastenmaki	Juha	Finland	124	171	124	419	
16th	Swarbrick	David	New Zealand	150	122	141	413	
17th	Brocard	Phillippe	France	136	122	121	379	
18th	Nidl	Jiri	Czech Republic	109	152	112	373	
19th	Pusnik	Boris	Slovenia	127	125	120	372	
20th	Andersen	Jan	Norway	103	115	148	366	
21st	Wong	Chi Keung	Hong Kong	97	151	115	363	
22nd	Padayachee	Ganasen Shunmugam	South Africa	111	137	112	360	
23rd	Butler	Mike	United States of America	108	126	122	356	
24th	Walker	Alex	United Kingdom	138	120	91	349	
25th	Kailas	Kamron	Thailand	122	127	88	337	
26th	Dorizzi	Daniele	Italy	102	107	121	330	
27th	Van Israel	Guido	Belgium	113	104	110	327	
28th	Grobler	Anton Roeloff	South Africa	129	75	122	326	
29th	Gartland	Anthony	Ireland	87	98	139	324	
30th	Yvon	Henin	Belgium	104	104	105	313	
31st	Chan	Kwok Man	Hong Kong	98	109	102	309	
32nd	Cheung	Chi Tang	Hong Kong	99	46	157	302	
33rd	Pillay	Asogan (Derrick)	South Africa	79	105	118	302	
34th	Mangano	Giuseppe	Italy	99	91	93	283	
35th	Donohoe	Paul	Ireland	89	69	111	269	
36th	Morrissey	Ray	New Zealand	78	88	103	269	
37th	Babiker El Adil	Sudan	Sudan	78	84	71	233	
38th	Simovic	Domagoj	Australia	63	51	110	224	

50 - 59yrs FEMALE	Last Name	First Name	Country	Game 1	Game 2	Game 3	Total	Combined
1st	Lauridsen	Marrijanne	Denmark	135	110	138	383	
2nd	Aisbett	Shirley	Australia	126	132	124	382	
3rd	Zizic	Zdravka	Slovenia	95	123	132	350	
4th	Budge	Lynn	Australia	105	114	100	319	
5th	Gerlach	Kathleen	United States of America	124	74	104	302	
6th	Greenaway	Bride		81	114	82	277	
7th	Chan	Hok in	Hong Kong	70	117	88	275	
8th	Wood	Audrey	Australia	85	94	77	256	
9th	Jiraporn	Yoonuch	Thailand	94	95	61	250	
10th	Young	Loretta	Australia	77	78	95	250	
11th	Guilly	Maryse	France	78	77	84	239	
12th	Lui	Kit Hing Michelle	Hong Kong	55	84	78	217	
13th	Lui	Siu Ling	Hong Kong	72	56	78	206	
14th	Shen	Youzhen	China	79	71	51	201	
15th	Motto	Gisella	Italy	48	66	65	179	
16th	Fong Yin	Anita Chan	Malaysia	63	56	51	170	
17th	Rwaxa	Nombeko Mirriam	South Africa	56	57	57	170	
50 - 59yrs MALE	Last Name	First Name	Country	Game 1	Game 2	Game 3	Total	Combined
1st	Wallace	Richard	Australia	246	214	222	682	
2nd	Noguchi	Akiyoshi	Japan	160	180	194	534	
3rd	Peters	Jeff	United States of America	167	176	172	515	
4th	Vatovec	Vleo	Slovenia	142	169	202	513	
5th	Tome	Branko	Slovenia	162	142	130	434	
6th	Prenner	Michael	Germany	149	121	162	432	
7th	Dubios	Serge	France	127	148	151	426	
8th	Murray	Graham	Australia	112	154	136	402	
9th	Goldsworthy	Nigel	Australia	146	110	145	401	
10th	Rautianen	Olavi	Finland	136	113	142	391	
11th	McNamara	Bernie	Australia	129	114	134	377	
12th	Nardini	Alessandro	Italy	114	116	141	371	
13th	Hill	Ian	Australia	117	136	114	367	
14th	Ueno	Terumasa	Japan	112	101	146	359	
15th	Hales	Gerard	Australia	130	123	103	356	
16th	Meslin	Jacky	France	112	128	113	353	
17th	Kajihara	Hiroshi	Japan	102	112	130	344	
18th	Sem	Chak Ping	Hong Kong	92	114	132	338	
19th	Henkeman	Stanley Andre	South Africa	109	85	141	335	
20th	Irvine	David	New Zealand	125	89	119	333	
21st	Montoneri	Giovanni	Italy	96	115	121	332	
22nd	Born	Martin	Switzerland	135	105	84	324	
23rd	Jackson	Lindsay Norman	New Zealand	78	118	128	324	
24th	Folkins	Neil	Canada	107	121	85	313	
25th	Mougin	Michel	France	75	107	125	307	
26th	Williams	Don	Australia	109	75	119	303	
27th	Moodley	Thavathasan Gopal	South Africa	111	100	82	293	
28th	Bobo	Alain	France	78	101	111	290	
29th	Ward	Harry	Ireland	71	100	114	285	
30th	Burski	Miroslaw	Poland	77	111	95	283	
31st	Fossard	Alain	France	103	87	84	274	
32nd	Drevikovskiy	Tomas	Czech Republic	96	86	54	236	
33rd	El Zain Eltaiyeb Suliman	Nadir	Sudan	72	77	78	227	
34th	Xu	Yu Bao	China	58	80	80	218	
60 - 69yrs FEMALE	Last Name	First Name	Country	Game 1	Game 2	Game 3	Total	Combined
1st	Baker	Muriel	Australia	115	135	105	355	
2nd	Burghard	Angela	Canada	101	106	117	324	
3rd	Edgell	Heather	Australia	94	80	101	275	
4th	Lau	Kin Ping	Hong Kong	102	79	90	271	
5th	Coughran	Jill	Australia	83	93	58	234	
6th	Cacciola	Helen	Australia	63	72	78	213	
7th	Fung	Shuk Ching	Hong Kong	62	73	69	204	
60 - 69yrs MALE	Last Name	First Name	Country	Game 1	Game 2	Game 3	Total	Combined
1st	Luongo	Michel	France	247	207	183	637	
2nd	Petrick	John	United States of America	174	195	198	567	
3rd	Brashear	Glen	United States of America	141	148	164	453	
4th	Ingwersen	Damien	Australia	127	167	157	451	
5th	Lazar	Andras	Hungary	167	163	114	444	
6th	Rasanen	Asko	Finland	118	138	183	439	
7th	Panchabuse	Thongchai	Thailand	129	169	124	422	
8th	Mondo	Agostino (Gus)	Australia	135	153	133	421	
9th	Eckersley	Bryan	New Zealand	162	99	142	403	
10th	Young	Dennis	Australia	131	123	139	393	
11th	Shimono	Hiroshi	Japan	108	126	155	389	
12th	Matuuchi	Kenzo	Japan	113	148	118	379	
13th	Lee	Tak Man	Hong Kong	106	118	153	377	
14th	Dijkman	Bernardus	Netherlands	87	113	172	372	
15th	Buss	Klaus	Germany	136	98	131	365	
16th	Petric	Joze	Slovenia	113	112	136	361	
17th	Prendergast	Paul	Ireland	91	137	123	351	
18th	Etzebeth	Christoffel Jacobus	South Africa	87	97	155	339	
19th	Christie	Bernard	Australia	86	109	118	313	
20th	Rhodes	Jt	United States of America	105	103	96	304	
21st	Doyle	James Grierson	New Zealand	92	91	116	299	
22nd	Ryan	Charlie	Ireland	87	102	102	291	
23rd	Galdino	Keith	Australia	106	79	94	279	
24th	Trioulaire	Roger	France	68	112	97	277	

XVII WORLD TRANSPLANT GAMES

70yrs+ MALE	Last Name	First Name	Country	Game 1	Game 2	Game 3	Total	Combined
1st	Natoli	Giuseppe (Joe)	Australia	102	112	123	337	
2nd	McBlain	Robert	Australia	94	117	120	331	
3rd	Maffeo	Carlo	Italy	92	93	93	278	

DOUBLES								
18 - 29yrs FEMALE	Last Name	First Name	Country	Game 1	Game 2	Game 3	Total	Combined
1st	Ng	Cheuk Yan	Hong Kong	83	88	71	242	589
	King	Lee Sau	Hong Kong	128	102	117	347	
2nd	Pouech	Lucille	France	93	97	83	273	552
	Fortier	Angeline	France	104	94	81	279	
3rd	Gellert	Heidi	Australia	74	51	53	178	470
	Hossack	Evlyn	Australia	86	109	97	292	
18 - 29yrs MALE	Last Name	First Name	Country	Game 1	Game 2	Game 3	Total	Combined
1st	Allen	Cameron	Australia	144	126	120	390	902
	Teague	Glen	Australia	165	172	175	512	
2nd	O'Neill	Craige	United Kingdom	70	76	70	216	619
	Flintham	James	United Kingdom	117	157	129	403	
3rd	Rautiainen	Olavi	Finland	148	115	118	381	619
	Jatkonen	Joni	Finland	101	66	71	238	
4th	Metcalfe	Thomas	Ireland	98	97	151	346	542
	Ryan	Leonard	Ireland	31	103	62	196	
5th	Hannon	James	Ireland	54	74	55	183	506
	Ryan	Charlie	Ireland	122	101	100	323	
30 - 39yrs FEMALE	Last Name	First Name	Country	Game 1	Game 2	Game 3	Total	Combined
1st	Wan	Sau Fan	Hong Kong	125	153	160	438	966
	Cheng	Yuk Kam	Hong Kong	131	204	193	528	
2nd	Marinoiu	Iuliana	Romania	122	119	127	368	654
	Radulescu	Mihaela	Romania	100	88	98	286	
3rd	Runangrod	Ladda	Thailand	94	126	110	330	625
	Sartprasert	Supanee	Thailand	135	89	71	295	
4th	Murray	Christine	Australia	93	82	99	274	607
	Knuckey	Karen	Australia	114	115	104	333	
5th	Khunawathbundith	Sawalee	Thailand	101	100	75	276	519
	Jiraporn	Yoonuch	Thailand	54	84	105	243	
6th	Ryan	Orla	Ireland	38	58	51	147	480
	Sherlock	Angela	Ireland	114	111	108	333	
7th	Emslie	Robyn	South Africa	68	78	84	230	473
	Jegels	Tracey	South Africa	63	72	108	243	
8th	Fung	Oi Lin	Hong Kong	107	91	76	274	459
	Lui	Siu Ling	Hong Kong	70	51	64	185	
30 - 39yrs MALE	Last Name	First Name	Country	Game 1	Game 2	Game 3	Total	Combined
1st	Manikas	Ioannis	Greece	198	177	166	541	1078
	Mokkas	Konstantino	Greece	190	178	169	537	
2nd	Lilly	Rick	United States of America	200	148	169	517	974
	Lane	Mike	United States of America	122	146	189	457	
3rd	Gelencser	Robert	Hungary	154	123	120	397	957
	Madar	Attil	Hungary	204	163	193	560	
4th	Csuti	Janos	Hungary	140	88	181	409	848
	Lazar	Andras	Hungary	145	184	110	439	
5th	Wardle	Nathan	Australia	113	84	134	331	798
	Walker	Jonathon	Australia	120	152	195	467	
6th	Pusnik	Boris	Slovenia	125	103	147	375	775
	Fekonja	Vojko	Slovenia	164	113	123	400	
7th	Chiang	Shek Yeung	Hong Kong	94	112	119	325	756
	Wong	Chi Keung	Hong Kong	120	122	189	431	
8th	Van Straaten	Michel	Netherlands	126	106	161	393	709
	Jan	Pulles	Netherlands	102	91	123	316	
9th	Waddington	Andrew	Australia	105	114	98	317	615
	Murray	Graham	Australia	88	112	98	298	
10th	Esterhuizen	Wilkus	South Africa	99	68	104	271	594
	Du Toit	Jacobus	South Africa	94	112	117	323	
11th	Ashino	Yuki	Japan	93	84	95	272	579
	Suzuki	Katuhmi	Japan	106	118	83	307	
12th	Holzner	Martin	Germany	71	92	85	248	521
	Andreas	Eckerth	Germany	118	83	72	273	
40 - 49yrs FEMALE	Last Name	First Name	Country	Game 1	Game 2	Game 3	Total	Combined
1st	Moeller	Leila Veith	Denmark	143	93	99	335	817
	Lauridsen	Marrjanne	Denmark	133	177	172	482	
2nd	King	Debra-Leigh	Australia	103	105	120	328	783
	Makaafi-(Scott	Dianne	Australia	134	160	161	455	
3rd	Bizjak	Anastazija	Slovenia	97	86	101	284	670
	Zizic	Zdravka	Slovenia	122	125	139	386	
4th	Budge	Lynn	Australia	116	113	121	350	659
	O'Connell	Jane	Australia	96	107	106	309	
5th	Limsirisophon	Wirune	Thailand	80	103	100	283	614
	Ramsot	Kun	Thailand	118	109	104	331	
6th	Murakami	Tomomi	Japan	76	90	79	245	593
	Masayo	Shibahara	Japan	131	115	102	348	
7th	Johnston	Jennifer	Australia	94	79	115	288	552
	Chapman	Lisa	Australia	79	94	91	264	
8th	Schneiderne Szabo	Julianna	Hungary					
	Lorinczne	Klara	Hungary					

XVII WORLD TRANSPLANT GAMES

40 - 49yrs MALE	Last Name	First Name	Country	Game 1	Game 2	Game 3	Total	Combined
1st	Nakazato	Norio	Japan	168	146	164	478	1075
	Noguchi	Akiyoshi	Japan	195	180	222	597	
2nd	Blake	David	Australia	135	203	170	508	1023
	Merlino	Joseph	Australia	190	183	142	515	
3rd	Williams	Stephen	Australia	195	170	154	519	1013
	Kennedy	Michael	Australia	177	159	158	494	
4th	Chui	Chi Fai	Hong Kong	150	158	211	519	953
	Lee	Ngan Ho	Hong Kong	93	211	130	434	
5th	Harding	Antony	Australia	144	178	142	464	933
	Coulch	Neale	Australia	149	147	173	469	
6th	Swindell	Richard	United Kingdom	130	165	119	414	806
	Robinson	Derek	United Kingdom	149	137	106	392	
7th	Dorizzi	Daniele	Italy	137	151	101	389	789
	Nardini	Alessandro	Italy	146	158	96	400	
8th	Simic	Josko	Slovenia	116	136	162	414	779
	Jezercic	Ivo	Slovenia	120	154	91	365	
9th	Kok	Adriaan Izak	South Africa	94	89	104	287	758
	Balada	Winston Vernon	South Africa	178	140	153	471	
10th	Jotikabukkana	Anutra	Thailand	133	136	124	393	755
	Kamron	Kailas	Thailand	123	98	141	362	
11th	Chan	Kwok Man	Hong Kong	132	121	105	358	703
	Cheung	Chi Tang	Hong Kong	109	110	126	345	
12th	Van Israel	Guido	Belgium	84	84	127	295	675
	Yvon	Henin	Belgium	116	128	136	380	
13th	Grobler	Anton Roeloff	South Africa	110	97	116	323	667
	Padayachee	Ganasen Shunmugi	South Africa	109	114	121	344	
14th	Morrissey	Ray	New Zealand	74	87	72	233	611
	Swarbrick	David	New Zealand	130	120	128	378	
15th	Simovic	Domagoj	Australia	81	81	92	254	583
	Lloyd	Daryl	Australia	110	96	123	329	
16th	Ward	Harry	Ireland	93	89	74	256	524
	Donohoe	Paul	Ireland	86	88	94	268	
17th	Pusnik	Boris	Slovenia					
	Vojko	Fekonja	Slovenia					
50 - 59yrs FEMALE	Last Name	First Name	Country	Game 1	Game 2	Game 3	Total	Combined
1st	Aisbett	Shirley	Australia	152	106	137	395	662
	Wood	Audrey	Australia	93	78	96	267	
2nd	Chan	Hok in	Hong Kong	72	79	113	264	557
	Lui	Kit Hing Michelle	Hong Kong	88	105	100	293	
3rd	Young	Loretta	Australia	65	53	47	165	216
	Cacciola	Helen	Australia	101	27	88	216	
50 - 59yrs MALE	Last Name	First Name	Country	Game 1	Game 2	Game 3	Total	Combined
1st	Luongo	Michel	France	188	200	189	577	1027
	Dubois	Serge	France	124	162	164	450	
2nd	Brashear	Glen	United States of America	117	179	130	426	936
	Peters	Jeff	United States of America	147	182	181	510	
3rd	Sem	Chak Ping	Hong Kong	201	154	158	513	875
	Lee	Tak Man	Hong Kong	102	138	122	362	
4th	Hill	Ian	Australia	125	130	104	359	853
	Wallace	Richard	Australia	178	169	147	494	
5th	Petrick	Joze	Slovenia	118	121	146	385	699
	Branko	Tome	Slovenia	121	97	96	314	
6th	Young	Dennis	Australia	134	144	113	391	684
	Hales	Gerard	Australia	70	113	110	293	
7th	Uneo	Terumasa	Japan	121	105	104	330	657
	Kajihara	Hiroshi	Japan	91	119	117	327	
8th	Jackson	Lindsay Norman	New Zealand	91	101	110	302	599
	Irvine	David	New Zealand	97	115	85	297	
9th	Goldsworthy	Nigel	Australia	105	136	116	357	597
	Manning	Michael	Australia	82	83	75	240	
10th	Buss	Kluas	Germany					
	Steude	Dietmar	Germany					
11th	Panagiotis	Mantelos	Greece					
	Ioannis	Arkas	Greece					
60 - 69yrs FEMALE	Last Name	First Name	Country	Game 1	Game 2	Game 3	Total	Combined
1st	Baker	Muriel	Australia	133	115	178	426	773
	Edgell	Heather	Australia	105	126	116	347	
2nd	Fung	Shuk Ching	Hong Kong	74	51	70	195	533
	Lau	Kin Ping	Hong Kong	118	90	130	338	
3rd	Coughran	Jill	Australia	92	99	115	306	524
	Gumm	Julie	Australia	76	64	78	218	

XVII WORLD TRANSPLANT GAMES

60 - 69 - 70+ MALE	Last Name	First Name	Country	Game 1	Game 2	Game 3	Total	Combined
1st	Juuti	Raimo	Finland	136	133	133	402	853
	Rasanen	Asko	Finland	176	140	135	451	
2nd	Matuuchi	Kenzo	Japan	155	133	128	416	838
	Shimono	Hiroshi	Japan	135	140	147	422	
3rd	Ingwersen	Damien	Australia	185	159	156	500	807
	Prichard	Peter	Australia	113	97	97	307	
4th	McBlain	Robert	Australia	118	114	149	381	748
	Natoli	Giuseppe (Joe)	Australia	125	102	140	367	
5th	Prewdergast	Paul	Ireland	126	93	123	342	738
	Loftus	John	Ireland	146	141	109	396	
6th	Doyle	James Grierson	New Zealand	92	74	121	287	724
	Eckersley	Bryan	New Zealand	142	140	155	437	
7th	Galdino	Keith	Australia	70	88	91	249	624
	Mondo	Agostino (Gus)	Australia	103	123	149	375	



XVII World Transplant Games Cycling 20Km Race Results

FINAL

Category: 15 to 17 years Female	Country	Medal
Tamaryn Stevens	Australia	Gold
MacKenzie	Canada	Silver
Category: 18 - 29 Years Male	Country	Medal
Gerog Laszlo	Hungary	Gold
Jaiver Espinosa	United States of America	Silver
Gideon Elve	Netherlands	Bronze
Category: 18 - 29 Years Female	Country	Medal
Rebecca White	Australia	Gold
Heidi Gellert	Australia	Silver
Christel Melaine Gird	South Africa	Bronze
Category: 30 - 39 Years Male	Country	Medal
Stuart Campbell	Australia	Gold
Aron Cluegh	Canada	Silver
Matthew Spencer	Australia	Bronze
Category: 30 - 39 Years Female	Country	Medal
Ulrika Svantesson	Sweden	Gold
Irma Toth	Hungary	Silver
Cheryl Rainford	United States of America	Bronze
Category: 40 - 49 Years Male	Country	Medal
Ermanno Manenti	Italy	Gold
Richard Smith	United Kingdom	Silver
Jean Claude Schurig	Switzerland	Bronze
Category: 40 - 49 Years Female	Country	Medal
Tracey Copeland	United States of America	Gold
Zoe Dixon	United Kingdom	Silver
Denise Neely	United States of America	Bronze
Category: 50 - 59 Years Male	Country	Medal
Greg Hampton	New Zealand	Gold
Michael Prenner	Germany	Silver
Alain Fossard	France	Bronze
Category: 50 - 59 Years Female	Country	Medal
Gisella Motto	Italy	Gold
Category: 60 - 69 Years Male	Country	Medal
Wim Hoentjen	Netherlands	Gold
Jose Miguel Petrina Cia	Spain	Silver
Enrico Dell' Acqua	Italy	Bronze
Category: 60 - 69 Years Female	Country	Medal
AnneMarie Albrecht	Germany	Gold
Gisele Ceppi	Switzerland	Silver
Jeanne Prince	United States of America	Bronze
Category: 70+ Male	Country	Medal
Jean Claude Le Bourhis	France	Gold



**XVII World Transplant Games
Cycling Time Trial Results**

Corrected Order of Finish

Category: 9-11 Male	Country	Start Order	Raw time	Raw time	Adjusted time	Seconds per Lap	Pace /Lap
1st Robert Thompson	Canada	1	5	9.66	309.66	249.66	04:09.0
Category: 12-14 Male	Country	Start Order	Raw time	Raw time	Adjusted time	Seconds per Lap	Pace /Lap
1st Joseph Kenny	United States of America	2	15	0.41	900.41	780.41	03:15.0
Category: 15-17 Female	Country	Start Order	Raw time	Raw time	Adjusted time	Seconds per Lap	Pace /Lap
1st Mackenzie Queen	Canada	3	18	23.57	1103.57	923.57	03:50.0
Category: 18-29 Male	Country	Start Order	Raw time	Raw time	Adjusted time	Seconds per Lap	Pace /Lap
1st Gergo Lazlo Mezei	Hungary	17	25	20.82	1520.82	500.82	02:05.0
2nd Cliff Tan	Canada	16	26	51.17	1611.17	651.17	02:10.0
2nd Gideon Elve	Netherlands	13	21	54.88	1314.88	534.88	02:13.0
4th Javier Espinosa	United States of America	9	18	3.98	1083.98	543.98	02:15.0
5th Richard Yann	Australia	19	28	12.29	1692.29	552.29	02:18.0
6th Blai Singnes Fort	Spain	18	27	38.67	1658.67	578.67	02:24.0
7th Paul Deboer	United States of America	8	18	3.68	1083.68	603.68	02:30.0
8th Paul Hudson	Australia	15	22	42.06	1362.06	462.06	02:34.0
9th Matthew Miclea	Australia	10	17	42.76	1062.76	462.76	02:34.0
10th David Wladyka	Canada	11	22	30.72	1350.72	690.72	02:52.0
11th Michael Mazzuocco	Canada	12	24	10.39	1450.39	730.39	03:02.0
Category: 18-29 Female	Country	Start Order	Raw time	Raw time	Adjusted time	Seconds per Lap	Pace /Lap
1st Rebecca White	Australia	7	18	53.65	1133.65	713.65	02:58.0
2nd Jorie Van Ohlen	United States of America	5	24	13.57	1453.57	1153.57	04:48.0
Category: 30-39 Male	Country	Start Order	Raw time	Raw time	Adjusted time	Seconds per Lap	Pace /Lap
1st Erlende Gjerde	Norway	23	31	7.02	1867.02	487.02	02:01.0
2nd Aron Cleugh	Canada	26	34	8.8	2048.8	488.8	02:02.0
3rd Steve Nyland	United Kingdom	25	33	31.39	2011.39	511.39	02:07.0
4th Matthew Spencer	Australia	36	44	39.96	2679.96	519.96	02:09.0
5th Antonio Ontoso Picon	Spain	37	45	45.36	2745.36	525.36	02:11.0
6th Stuart Campbell	Australia	28	36	47.61	2207.61	527.61	02:11.0
7th Christopher Ramadan	United States of America	34	43	23.99	2603.99	563.99	02:20.0
8th Zachary Brooks	United States of America	35	44	24.22	2664.22	564.22	02:21.0
9th Brian Wentzell	United States of America	33	42	32.71	2552.71	572.71	02:23.0
10th Michael Walter	United States of America	24	34	1.66	2041.66	601.66	02:30.0
11th Jamie Drivas	Australia	30	41	59.36	2519.36	719.36	02:59.0
12th Trond Larsen	Norway	32	41	9.59	2469.59	549.59	03:03.0
13th Andrew Cox	Australia	27	40	10.29	2410.29	790.29	03:17.0
Category: 30-39 Female	Country	Start Order	Raw time	Raw time	Adjusted time	Seconds per Lap	Pace /Lap
1st Ulrika Svantesson	Sweden	21	31	11.28	1871.28	611.28	02:32.0
2nd Irma Toth	Hungary	22	33	8.81	1988.81	668.81	02:47.0
3rd Cheryl Rainford	United States of America	20	32	7.08	1927.08	727.08	03:01.0
Category: 40-49 Male	Country	Start Order	Raw time	Raw time	Adjusted time	Seconds per Lap	Pace /Lap
1st Richard Smith	United Kingdom	43	51	6.55	3066.55	486.55	02:01.0
2nd Jean Claude Schurig	Switzerland	49	57	34.64	3454.64	514.64	02:08.0
3rd Martin Krimbacher	Austria	50	58	36.76	3516.76	516.76	02:09.0
4th Stefano Caredda	Italy	55	63	44.31	3824.31	524.31	02:11.0
5th Ermanno Manenti	Italy	53	61	51.15	3711.15	531.15	02:12.0
6th Rafael Cesar Gil Lopez	Spain	59	68	9.17	4089.17	549.17	02:17.0
7th Scott Johnston	Australia	56	65	14.52	3914.52	554.52	02:18.0
8th Lucio Fior	Italy	54	63	20.21	3800.21	560.21	02:20.0
9th Damon Danieli	United States of America	48	57	20.23	3440.23	560.23	02:20.0
10th Alain Dabe	Belgium	47	56	37.05	3397.05	577.05	02:24.0
11th Gilles Lamy	Canada	46	55	55.4	3355.4	595.4	02:28.0
12th Andreas Krebs	Switzerland	45	54	57.97	3297.97	597.97	02:29.0
13th Felipe Garcia Jimenez	Spain	58	69	7.58	4147.58	667.58	02:46.0
14th Christophe Goirre	France	51	62	58.02	3778.02	718.02	02:59.0
15th Gustavo Enrique Escudero	Argentina	52	65	2.52	3902.52	782.52	03:15.0
Category: 40-49 Female	Country	Start Order	Raw time	Raw time	Adjusted time	Seconds per Lap	Pace /Lap
1st Tracy Copeland	United States of America	40	49	41.88	2981.88	581.88	02:25.0
2nd Zoe Dixon	United Kingdom	38	48	47.75	2927.75	647.75	02:41.0
3rd Denise Neely	United States of America	39	50	8.79	3008.79	668.79	02:47.0
4th Debra Anderson	New Zealand	42	53	39.54	3219.54	699.54	02:54.0
5th Liz Schick	Switzerland	41	52	57.41	3177.41	717.41	02:59.0

Category: 50-59 Male		Country	Start Order	Raw time	Raw time	Adjusted time	Seconds per Lap	Pace /Lap	
1st	Greg Hampton	New Zealand	65	73	24.19	4404.19	504.19	126.0475	02:06.0
2nd	Alain Fossard	France	77	85	29.06	5129.06	509.06	127.265	02:07.0
3rd	Olav Fikse	Norway	76	84	47.81	5087.81	527.81	131.9525	02:11.0
4th	Randall Stafford	United States of America	64	72	48.87	4368.87	528.87	132.2175	02:12.0
5th	Peter Gerritsen	Netherlands	71	79	57.22	4797.22	537.22	134.305	02:14.0
6th	Jrazno Frigo	Italy	81	90	2.35	5402.35	542.35	135.5875	02:15.0
7th	Michael Prenner	Germany	63	72	13.91	4333.91	553.91	138.4775	02:18.0
8th	Rinaldo Moreillon	Sweden	68	77	34.79	4654.79	574.79	143.6975	02:23.0
9th	Gerhardus Gideon Van Dyk	South Africa	73	82	40.61	4960.61	580.61	145.1525	02:25.0
10th	Enrique Santiago Lima	Argentina	78	87	52.77	5272.77	592.77	148.1925	02:28.0
11th	Jacob Langen	Netherlands	75	84	54.24	5094.24	594.24	148.56	02:28.0
12th	Russell Cooperwaite	Australia	70	79	55.2	4795.2	595.2	148.8	02:28.0
13th	David Simmons	United States of America	79	89	13.04	5353.04	613.04	153.26	02:33.0
14th	Norbert Krueitt-huening	Germany	66	76	28.08	4588.08	628.08	157.02	02:37.0
15th	Joseph Kratzer	United States of America	69	79	33.02	4773.02	633.02	158.255	02:38.0
16th	Giavanni Montoneri	Italy	80	90	33.28	5433.28	633.28	158.32	02:38.0
17th	Michael Wells	United States of America	62	72	45.76	4365.76	645.76	161.44	02:41.0
18th	Aubrey Goldstein	Canada	61	71	49.75	4309.75	649.75	162.4375	02:42.0
19th	Ian Diamond	United States of America	67	78	49.91	4729.91	709.91	177.4775	02:57.0
20th	Pius Keller	Switzerland	74	86	41.84	5201.84	761.84	190.46	03:10.0
21st	Wayne Whiskerd	United Kingdom	82	94	50.06	5690.06	770.06	192.515	03:12.0
22nd	Henir Van Aswegen	South Africa	72	85	9.66	5109.66	789.66	197.415	03:17.0
Category: 50-59 Female		Country	Start Order	Raw time	Raw time	Adjusted time	Seconds per Lap	Pace /Lap	
1st	Gisella Motto	Italy	60	72	23.08	4343.08	743.08	185.77	03:05.0
Category: 60-69 Male		Country	Start Order	Raw time	Raw time	Adjusted time	Seconds per Lap	Pace /Lap	
1st	Wim Hoentjen	Netherlands	91	100	14.21	6014.21	554.21	138.5525	02:18.0
2nd	Beniamino Macor	France	92	101	56.41	6116.41	596.41	149.1025	02:29.0
3rd	Jose Miguel Petrina Cia	Spain	97	106	58.55	6418.55	598.55	149.6375	02:29.0
4th	Vernon Wells	Australia	88	98	5.31	5885.31	605.31	151.3275	02:31.0
5th	Enrico Dell Acqua	Italy	94	104	9.63	6249.63	609.63	152.4075	02:32.0
6th	Martin Maasland	Netherlands	90	100	36.93	6036.93	636.93	159.2325	02:39.0
7th	John Petrick	United States of America	86	96	42.91	5802.91	642.91	160.7275	02:40.0
8th	Thomas Metcalfe	Ireland	89	100	25.9	6025.9	685.9	171.475	02:51.0
9th	Norman McQuade	Australia	87	99	50.11	5990.11	770.11	154.022	02:34.0
10th	Jim Brien	United States of America	95	108	29.02	6509.02	809.02	202.255	03:22.0
11th	J T Rhodes	United States of America	96	110	56.68	6656.68	896.68	224.17	03:44.0
Category: 60-69 Female		Country	Start Order	Raw time	Raw time	Adjusted time	Seconds per Lap	Pace /Lap	
1st	Annemarie Albrecht	Germany	85	96	46.5	5806.5	706.5	176.625	02:56.0
2nd	Gisele Ceppi	Switzerland	83	95	16.96	5716.96	736.96	184.24	03:04.0
3rd	Jeanne Prince	United States of America	84	97	50.8	5870.8	830.8	207.7	03:27.0
Category: 70+ Male		Country	Start Order	Raw time	Raw time	Adjusted time	Seconds per Lap	Pace /Lap	
1st	Jean Claude Le Bourhis	France	98	109	37.14	6577.14	697.14	174.285	02:54.0



**XVII World Transplant Games
Golf Results**

SINGLES				
AGE GROUP - 18 to 29 years Ladies Gross	Name	Country	Score	Medal
1st	Rachael Reynolds	United Kingdom	81	Gold
AGE GROUP - 18 to 29 years Ladies Nett	Name	Country	Score	Medal
no medals awarded				
AGE GROUP - 18 to 29 years Mens Gross	Name	Country	Score	Medal
1st	Ian Kamphius	United States of America	82	Gold
2nd	Richard Yann	Australia	94	Silver
3rd	Gustav Wallen	Sweden	97	Bronze
AGE GROUP - 18 to 29 years Mens Nett	Name	Country	Score	Medal
1st	Phillip Martin	Ireland	75	Gold
2nd	Eduardo Monti	Argentina	81	Silver
3rd	Jason Dellow	New Zealand	87	Bronze
AGE GROUP - 30 to 39 years Ladies Gross	Name	Country	Score	Medal
1st	Seona Rough	Australia	146	Gold
AGE GROUP - 30 to 39 years Ladies Nett	Name	Country	Score	Medal
no medals awarded	-			
AGE GROUP - 30 to 39 years Mens Gross	Name	Country	Score	Medal
1st	Robert Rosman	Australia	74	Gold
2nd	Lonny Richels	United States of America	83	Silver
3rd	Nathan Wardle	Australia	93	Bronze
AGE GROUP - 30 to 39 years Mens Nett	Name	Country	Score	Medal
1st	Eelco Dulfer	Netherlands	70	Gold
2nd	Wikus Esterhuizen	South Africa	75	Silver
3rd	Roman Dunda	Czech Republic	77	Bronze
AGE GROUP - 40 to 49 years Ladies Gross	Name	Country	Score	Medal
1st	Leslie Petter	Canada	102	Gold
2nd	Alison Brown	Australia	118	Silver
AGE GROUP - 40 to 49 years Ladies Nett	Name	Country	Score	Medal
No Medals Awarded				
AGE GROUP - 40 to 49 years Mens Gross	Name	Country	Score	Medal
1st	Ian Hillier	United Kingdom	75	Gold
2nd	Steve Rhind	Australia	77	Silver
3rd	Jeremy Nicholls	United Kingdom	78	Bronze
AGE GROUP - 40 to 49 years Mens Nett	Name	Country	Score	Medal
1st	Dean Morris Simmers	South Africa	61	Gold
2nd	Will Polson	New Zealand	71	Silver
3rd	Neale Coulich	Australia	72 C/B	Bronze
AGE GROUP - 50 to 59 years Ladies Gross	Name	Country	Score	Medal
1st	Helletie Uys	South Africa	96	Gold
2nd	Loretta Young	Australia	185	Silver
AGE GROUP - 50 to 59 years Ladies Nett	Name	Country	Score	Medal
1st	Nancy Reynolds	Australia	95	Gold
AGE GROUP - 50 to 59 years Mens Gross	Name	Country	Score	Medal
1st	Jacobus Myndert Laubscher	South Africa	85 C/B	Gold
2nd	Michael Thomas Dwyer	Ireland	90	Silver
3rd	Gerrit Veldman	Netherlands	92	Bronze
AGE GROUP - 50 to 59 years Mens Nett	Name	Country	Score	Medal
1st	Anders Olsson	Sweden	72 C/B	Gold
2nd	Aubrev Goldstein	Canada	74	Silver
3rd	Richard Wallace	Australia	75	Bronze
AGE GROUP - 60 to 69 years Ladies Gross	Name	Country	Score	Medal
1st	Karin Green	Sweden	102	Gold
AGE GROUP - 60 to 69 years Ladies Nett	Name	Country	Score	Medal
1st	Petronella Helena Van Der Pol	Netherlands	89	Gold
AGE GROUP - 60 to 69 years Mens Gross	Name	Country	Score	Medal
1st	Raimo Juuti	Finland	80	Gold
2nd	Damien Ingwersen	Australia	93	Silver
3rd	Glen Brashear	United States of America	97 C/B	Bronze
AGE GROUP - 60 to 69 years Mens Nett	Name	Country	Score	Medal
1st	John Barnes	United Kingdom	64	Gold
2nd	James Grierson Doyle	New Zealand	73	Silver
3rd	Thongchai Panchabuse	Thailand	77	Bronze
AGE GROUP - 70+ years Ladies Gross	Name	Country	Score	Medal
1st	Eva Liungren	Sweden	123	Gold
AGE GROUP - 70+ years Ladies Nett	Name	Country	Score	Medal
no medals awarded				

TEAMS				
Team Gross	Name	Country	Score	Medal
1st	Neale Coulch / Rohan Rosman	Australia	66	Gold
2nd	Ian Hillier / Jeremy Nicholls	United Kingdom	72	Silver
3rd	Damien Ingwersen / Steven Rhind	Australia	TBC	Bronze
Team Nett	Name	Country	Score	Medal
1st	Jim Doyle / Ray Morrissey	New Zealand	66	Gold
2nd	Raimo Jutti / Jerry Kettunen	Finland	66.75	Silver
3rd	John Barnes / David Lilley	United Kingdom	67	Bronze



XVII World Transplant Games Lawn Bowls Results

SINGLES			
18 - 29 Male	<i>Name</i>	<i>Country</i>	<i>Medal</i>
1st	J. Gunders	Australia	Gold
2nd	J. Dellow	New Zealand	Silver
3rd	L. Ryan	Ireland	Bronze
30 - 39 Male	<i>Name</i>	<i>Country</i>	<i>Medal</i>
1st	J. Stewart	Australia	Gold
2nd	J. Newman	New Zealand	Silver
3rd	J. Waldon	Australia	Bronze
40 - 49 Male	<i>Name</i>	<i>Country</i>	<i>Medal</i>
1st	Ngan Ho Lee	Hong Kong	Gold
2nd	R. Swindell	United Kingdom	Silver
3rd	A.I. Kok	South Africa	Bronze
50 - 59 Male	<i>Name</i>	<i>Country</i>	<i>Medal</i>
1st	K. Watson	Australia	Gold
2nd	A. Nardini	Italy	Silver
3rd	Sui Lang Lai	Hong Kong	Bronze
60 - 69 Male	<i>Name</i>	<i>Country</i>	<i>Medal</i>
1st	P. Pritchard	Australia	Gold
2nd	B. Christie	Australia	Silver
3rd	A. Mondo	Australia	Bronze
70+ Male	<i>Name</i>	<i>Country</i>	<i>Medal</i>
1st	P. Sardelic	Australia	Gold
2nd	J. Arnel	Australia	Silver
3rd	R. McBlain	Australia	Bronze
18 - 29 Female	<i>Name</i>	<i>Country</i>	<i>Medal</i>
1st	C Yan Ng	Hong Kong	Gold
30 - 39 Female	<i>Name</i>	<i>Country</i>	<i>Medal</i>
1st	R. Emslie	South Africa	Gold
2nd	Suk Hab Chang	Hong Kong	Silver
3rd	S. Labbett	Canada	Bronze
40 - 49 Female	<i>Name</i>	<i>Country</i>	<i>Medal</i>
1st	Sau King Lee	Hong Kong	Gold
2nd	Sau Fan Wan	Hong Kong	Silver
3rd	Yuk Chung Leung	Hong Kong	Bronze
50 - 59 Female	<i>Name</i>	<i>Country</i>	<i>Medal</i>
1st	A. Wood	Australia	Gold
2nd	B. De Ridder	Australia	Silver
3rd	R. Irvine	Australia	Bronze
60 - 69 Female	<i>Name</i>	<i>Country</i>	<i>Medal</i>
1st	King Ping Lau	Hong Kong	Gold
2nd	M. Martin	Australia	Silver
3rd	Wei Ping Leung	Hong Kong	Bronze
70+ Female	<i>Name</i>	<i>Country</i>	<i>Medal</i>
1st	E. Bancovich	Australia	Gold

PAIRS			
Women's Pairs	Names	Country	Medal
1st	Barbara DeRidder Rhonda Irvine	Australia	Gold
2nd	Margaret Martin Audrey Wood Lyn Budge(replaced)	Australia	Silver
3rd	Su Han Chang Yuk Chun Lueng	Hong Kong	Bronze
Men's Pairs	Names	Country	Medal
1st	Kevan Watson Mick Manning	Australia	Gold
2nd	Peter Pritchard Bernie Christie	Australia	Silver
3rd	Wing Chiu Tse Tak Man Lee	Hong Kong	Bronze



**XVII World Transplant Games
Road Race Results**

SINGLE								
3km Run Finishers		Finish Time	Category	Category Place	Gender	Bib Number	Country	Medal
1st	Kate Clark	0:12:26.2	18 - 29	1	F	135	Ireland	Gold
2nd	Andrasne Jung	0:13:14.7	40 - 49	1	F	627	Hungary	Gold
3rd	Tracy Copeland	0:14:05.1	40 - 49	2	F	506	United States of America	Silver
4th	Maria Teresa Panices	0:14:57.5	18 - 29	2	F	206	Argentina	Silver
5th	Lisa Cuthbertson	0:15:21.3	40 - 49	3	F	572	Australia	Bronze
6th	Leslie Petter	0:15:25.7	40 - 49	4	F	536	Canada	-
7th	Anne Kirchmier	0:15:27.1	50 - 59	1	F	894	United States of America	Gold
8th	Bee Eng Dang	0:15:32.1	30 - 39	1	F	411	Singapore	Gold
9th	Margaret Benson	0:15:53.6	50 - 59	2	F	770	Canada	Silver
10th	Zoe Dixon	0:15:56.1	40 - 49	5	F	472	United Kingdom	-
11th	Nga Chi Ip	0:16:20.2	30 - 39	2	F	343	Hong Kong	Silver
12th	Kathleen Cross	0:16:28.1	50 - 59	3	F	703	United Kingdom	Bronze
13th	Joan Bell	0:16:32.3	60 - 69	1	F	930	United Kingdom	Gold
14th	Rebecca White	0:17:22.3	18 - 29	3	F	222	Australia	Bronze
15th	Gisele Ceppi	0:17:32.3	60 - 69	2	F	953	Switzerland	Silver
16th	Debra Anderson	0:18:10.9	40 - 49	6	F	528	New Zealand	-
17th	Asa Nordin	0:19:33.6	30 - 39	3	F	295	Sweden	Bronze
18th	Liz (Elizabeth) Schick	0:20:32	40 - 49	7	F	507	Switzerland	-
19th	Patricia Cifuentes	0:21:17.4	30 - 39	4	F	365	France	-
20th	Cheryl Rainford	0:24:42.5	30 - 39	5	F	306	United States of America	-
21st	Sandra de Lange	0:24:52	40 - 49	8	F	601	Australia	-
22nd	Barbara Breckenridge	0:25:31.8	60 - 69	3	F	974	United States of America	Bronze
23rd	Angela Burghard	0:27:39.5	60 - 69	4	F	959	Canada	-
24th	Rita Solimene	0:28:51.1	60 - 69	5	F	960	United States of America	-
25th	Annamarie Kumppe	0:29:56.8	70 +	1	F	1063	Germany	Gold
5 km Run Finishers		Finish Time	Category	Category Place	Gender	Bib Number	Country	Medal
1st	Juan Pablo Juarez	0:17:04.9	40 - 49	1	M	654	Argentina	Gold
2nd	Cliff Tam	0:19:26.5	18 - 29	1	M	175	Canada	Gold
3rd	Gergo Laszlo Mezei	0:19:27.9	18 - 29	2	M	225	Hungary	Silver
4th	Anthony Gartland	0:19:46.7	40 - 49	2	M	623	Ireland	Silver
5th	Joaquin Lacon Exposito	0:19:57.1	50 - 59	1	M	890	United States of America	Gold
6th	Laszlo Venyercsan	0:19:59.1	30 - 39	1	M	388	Hungary	Gold
7th	Alain Dabe	0:20:30.6	40 - 49	3	M	527	Belgium	Bronze
8th	Vojtech Koudelka	0:20:34.5	18 - 29	3	M	208	Czech Republic	Bronze
9th	Daniel Lefu Matsoso	0:20:48	30 - 39	2	M	315	South Africa	Silver
10th	Richard Yann	0:20:58.3	18 - 29	4	M	246	Australia	-
11th	Joel Labreuche	0:21:58.8	50 - 59	2	M	857	France	Silver
12th	Csaba Zilaj	0:22:08.8	30 - 39	3	M	389	Hungary	Bronze
13th	Daniele Dorizzi	0:22:10.1	40 - 49	4	M	634	Italy	-
14th	Victor Hugo Frias	0:22:10.4	30 - 39	4	M	402	Spain	-
15th	Peter McGouran	0:22:11.7	50 - 59	3	M	702	United Kingdom	Bronze
16th	Gerald Brown	0:22:17.5	50 - 59	4	M	723	United Kingdom	-
17th	Andreas Krebs	0:22:24.7	40 - 49	5	M	508	Switzerland	-
18th	Nkanyesi Themba Biyela	0:22:49.1	18 - 29	5	M	146	South Africa	-
19th	Eelco Dulfer	0:22:53.1	30 - 39	5	M	337	Netherlands	-
20th	Walter Wagels	0:23:09.1	50 - 59	5	M	868	Germany	-
21st	Christopher Healey	0:23:26.2	50 - 59	6	M	743	Australia	-
22nd	Rinaldo Moreillon	0:23:27.1	50 - 59	7	M	759	Sweden	-
23rd	Erling Holtan	0:23:31.8	50 - 59	8	M	812	Norway	-
24th	Thomas Motsch	0:23:45.3	18 - 29	6	M	178	France	-
25th	Andy King	0:24:08.2	40 - 49	6	M	478	Australia	-
26th	Martin Holzner	0:24:35.1	30 - 39	6	M	220	Iran	-
27th	Maciej Zyto	0:24:38.1	30 - 39	7	M	380	Poland	-
28th	Joshua Yates	0:25:15.3	18 - 29	7	M	112	Australia	-
29th	Peter Murray	0:25:18.2	15 - 17	1	M	71	United Kingdom	Gold
30th	Anthony Scott	0:25:37.1	60 - 69	1	M	943	United Kingdom	Gold
31st	Trond Larsen	0:25:43.6	30 - 39	8	M	302	Norway	-
32nd	Jerry Kettunen	0:25:46.1	40 - 49	7	M	665	Finland	-
33rd	Marcello Merlo	0:25:49.3	40 - 49	8	M	637	Italy	-
34th	Vicente Granados Cabezas	0:25:57.3	50 - 59	9	M	891	Spain	-
35th	Mirosław Burski	0:26:02.7	50 - 59	10	M	867	Poland	-
36th	Stephen Whelan	0:26:03.2	40 - 49	9	M	459	United Kingdom	-
37th	David Smith	0:26:13.7	40 - 49	10	M	550	Canada	-
38th	Keith Ashby	0:26:33.5	50 - 59	11	M	882	United States of America	-
39th	Itagaki Shiro	0:26:57.5	30 - 39	9	M	322	Japan	-
40th	Paul Deboer	0:27:43.1	18 - 29	8	M	101	United States of America	-
41st	Paul Hudson	0:27:44.5	18 - 29	9	M	174	Australia	-
42nd	Lucien van Staeen	0:27:49.1	50 - 59	12	M	781	Belgium	-
43rd	Guido van Israel	0:27:49.8	40 - 49	11	M	537	Belgium	-
44th	Damon Danieli	0:29:26.1	40 - 49	12	M	312	United States of America	-
45th	Anders Billstrom	0:29:33.2	30 - 39	10	M	254	Sweden	-
46th	Vernon Wells	0:29:33.2	60 - 69	2	M	980	Australia	Silver
47th	Max Mohr	0:30:04	50 - 59	13	M	731	Australia	-
48th	Michikata Okubo	0:31:27.5	60 - 69	3	M	870	Japan	Bronze
49th	Norman McQuade	0:33:06.1	60 - 69	4	M	979	Australia	-
50th	Jacky Meslin	0:33:45.7	50 - 59	14	M	846	France	-
51st	Jim Brien	0:35:11.6	60 - 69	5	M	1036	United States of America	-
52nd	Claude Vidal	0:36:15.1	40 - 49	13	M	611	France	-
53rd	Nicola Marcantonio	0:37:22.7	30 - 39	11	M	391	Italy	-
54th	Donald Ehnnot	0:40:42.5	70 +	1	M	1064	United States of America	Gold
55th	Claude Barres	0:40:42.8	70 +	2	M	1076	France	Silver
-	Aris Jan van Ek	DNF	40 - 49	-	M	565	Netherlands	-
-	Moosa Khalifeh	DNF	18 - 29	-	M	200	Iran	-

TEAMS								
3 km Run Female Team		Finish Time	Entrants	Overall	Entrant	Bib Number	Country	Medal
1st	United Kingdom	00:48:57	3					
2nd	United States of America	00:54:15	5					
3rd	Australia	00:57:36	3					
4th	Canada	00:58:59	3					
Did not qualify	Argentina		1				less than 3 Finishers	
Did not qualify	France		1				less than 3 Finishers	
Did not qualify	Germany		1				less than 3 Finishers	
Did not qualify	Hong Kong		1				less than 3 Finishers	
Did not qualify	Hungary		1				less than 3 Finishers	
Did not qualify	Ireland		1				less than 3 Finishers	
Did not qualify	New Zealand		1				less than 3 Finishers	
Did not qualify	Singapore		1				less than 3 Finishers	
Did not qualify	Sweden		1				less than 3 Finishers	
Did not qualify	Switzerland		2				less than 3 Finishers	
1st	Total Time of the first 3 Finishers :	00:48:57	3	1			United Kingdom	Gold
	Zoe Dixon	00:15:56.1		10	1	472		
	Kathleen Cross	00:16:28.1		12	2	703		
	Joan Bell	00:16:32.3		13	3	930		
2nd	Total Time of the first 3 Finishers :	00:54:15	5	2			United States of America	Silver
	Tracy Copeland	00:14:05.1		3	1	506		
	Anne Kirchmier	00:15:27.1		7	2	894		
	Cheryl Rainford	00:24:42.5		20	3	306		
3rd	Total Time of the first 3 Finishers :	00:57:36	3	3			Australia	Bronze
	Lisa Cuthbertson	00:15:21.3		5	1	572		
	Rebecca White	00:17:22.3		14	2	222		
	Sandra de Lange	00:24:52		21	3	601		
4th	Total Time of the first 3 Finishers :	00:58:59	3	4			Canada	-
	Leslie Petter	00:15:25.7		6	1	536		
	Margaret Benson	00:15:53.6		9	2	770		
	Angela Burghard	00:27:39.5		23	3	959		
5 km Run Male Team		Finish Time	Entrants	Overall	Entrant	Bib Number	Country	Medal
1st	Hungary	01:01:36	3					
2nd	Australia	01:08:33	8					
3rd	United Kingdom	01:09:48	5					
4th	Belgium	01:16:10	3					
5th	France	01:19:30	5					
6th	United States of America	01:23:43	5					
7th	Italy	01:25:23	3					
Did not qualify	Argentina		2				less than 3 Finishers	
Did not qualify	Canada		2				less than 3 Finishers	
Did not qualify	Czech Republic		1				less than 3 Finishers	
Did not qualify	Finland		1				less than 3 Finishers	
Did not qualify	Germany		2				less than 3 Finishers	
Did not qualify	Ireland		1				less than 3 Finishers	
Did not qualify	Japan		2				less than 3 Finishers	
Did not qualify	Netherlands		1				less than 3 Finishers	
Did not qualify	Norway		2				less than 3 Finishers	
Did not qualify	Poland		2				less than 3 Finishers	
Did not qualify	South Africa		2				less than 3 Finishers	
Did not qualify	Spain		2				less than 3 Finishers	
Did not qualify	Sweden		2				less than 3 Finishers	
Did not qualify	Switzerland		1				less than 3 Finishers	
1st	Total Time of the first 3 Finishers :	01:01:36	3	1			Hungary	Gold
	Gergo Laszlo Mezei	00:19:27.9		3	1	225		
	Laszlo Venyercsan	00:19:59.1		6	2	388		
	Csaba Zilaj	00:22:08.8		12	3	389		
2nd	Total Time of the first 3 Finishers :	01:08:33	8	2			Australia	Silver
	Richard Yann	00:20:58.3		10	1	246		
	Christopher Healey	00:23:26.2		21	2	743		
	Andy King	00:24:08.2		25	3	478		
3rd	Total Time of the first 3 Finishers :	01:10:06	5	3			United Kingdom	Bronze
	Peter McGouran	00:22:11.7		15	1	702		
	Gerald Brown	00:22:17.5		16	2	723		
	Anthony Scott	00:25:37.1		30	3	943		
4th	Total Time of the first 3 Finishers :	01:16:10	3	4			Belgium	-
	Alain Dabe	00:20:30.6		7	1	527		
	Lucien van Staen	00:27:49.1		42	2	781		
	Guido van Israel	00:27:49.8		43	3	537		
5th	Total Time of the first 3 Finishers :	01:19:30	5	5			France	-
	Joel Labreuche	00:21:58.8		11	1	857		
	Thomas Motsch	00:23:45.3		24	2	178		
	Jacky Meslin	00:33:45.7		50	3	846		



XVII World Transplant Games Rowing Results

FINAL							
Women's Double Scull		<i>Age</i>	<i>Country</i>	<i>Lane</i>	<i>Final</i>	<i>Medal</i>	
1	Bartlett, J	Morell, S	30-39	Australia	A3	6m4s	Gold
2	King, D	Murray, C	40-49	Australia	A4	10m16s	Gold
Men's Double Scull		<i>Age</i>	<i>Country</i>	<i>Lane</i>	<i>Final</i>	<i>Medal</i>	
1	VanDen Hoven,B	Oudemans,M	30-39	Netherlands	F4	4m43s	Gold
3	Watt,A	Morell, S*	30-39	Australia	F3	6m15s	Silver
2	Boffey, J	Cash, G	50-59	Australia	F2	4m47s	Gold
Women's Single Scull		<i>Age</i>	<i>Country</i>	<i>Lane</i>	<i>Final</i>	<i>Medal</i>	
1	Morell	Sophie	30-39	Australia	D2	6m36s	Gold
3	Murray	Christine	40-49	Australia	D3	7m49s	Gold
2	Bartlett	Jane	50-59	Australia	D4	7m9s	Gold
Men's Single Scull		<i>Age</i>	<i>Country</i>	<i>Lane</i>	<i>Final</i>	<i>Medal</i>	
2	Oudemans	Martijn	30-39	Netherlands	C2	5m16s	Silver
1	Vanden Hoven	Bas	30-39	Netherlands	C3	5m11s	Gold
3	Watt	Andrew	30-39	Australia	C4	8m47s	Bronze
Men's Single Scull		<i>Age</i>	<i>Country</i>	<i>Lane</i>	<i>Final</i>	<i>Medal</i>	
3	Smith	David	40-49	Canada	B3	6m9s	Gold
2	Boffey	James	50-59	Australia	B4	5m53s	Silver
1	Cash	Gregory	50-59	Australia	B5	5m03s	Gold



XVII World Transplant Games Squash Results

SINGLES			
Single, Female 12 – 14 Years	<i>Name</i>	<i>Country</i>	<i>Medal</i>
1st	Elizabeth Williams	Australia	Gold
Single, Female 15 – 17 Years	<i>Name</i>	<i>Country</i>	<i>Medal</i>
1st	Katie Hodge	New Zealand	Gold
Single, Female 18 – 29 Years	<i>Name</i>	<i>Country</i>	<i>Medal</i>
1st	Noline Vosloo	South Africa	Gold
Single, Female 30 – 39 Years	<i>Name</i>	<i>Country</i>	<i>Medal</i>
1st	Elizabeth Hosford	United Kingdom	Gold
Single, Female 40 – 49 Years	<i>Name</i>	<i>Country</i>	<i>Medal</i>
1st	Deirdre Faul	Ireland	Gold
2nd	Gail Smyth	Australia	Silver
Single, Female 50 – 59 Years	<i>Name</i>	<i>Country</i>	<i>Medal</i>
1st	Karen Sander	Australia	Gold
2nd	Ronwyn Davies	Australia	Silver
Single, Male 12 – 14 Years	<i>Name</i>	<i>Country</i>	<i>Medal</i>
1st	Thomas Steggink	Netherlands	Gold
Single, Male 15 – 17 Years	<i>Name</i>	<i>Country</i>	<i>Medal</i>
1st	Edward Ormond	South Africa	Gold
2nd	Frank Woltjes	Netherlands	Silver
Single, Male 18 – 29 Years	<i>Name</i>	<i>Country</i>	<i>Medal</i>
1st	Paul Bill	United Kingdom	Gold
2nd	Jacobus Weideman	South Africa	Silver
3rd	Nicholas Pomone	United Kingdom	Bronze
Single, Male 30 – 39 Years	<i>Name</i>	<i>Country</i>	<i>Medal</i>
1st	Joachim Stuifbergen	Netherlands	Gold
2nd	John O'Neill	Ireland	Silver
3rd	Ariel Baragiola	Argentina	Bronze
Single, Male 40 – 49 Years	<i>Name</i>	<i>Country</i>	<i>Medal</i>
1st	Richard Advocaat	Netherlands	Gold
2nd	Graham Matthew	United Kingdom	Silver
3rd	Anil Balmakund	South Africa	Bronze
Single, Male 50 – 59 Years	<i>Name</i>	<i>Country</i>	<i>Medal</i>
1st	Amarjit Sehmbi	United Kingdom	Gold
2nd	Gerald Brown	United Kingdom	Silver
3rd	Henri Van Aswegen	South Africa	Bronze
Single, Male 60 – 69 Years	<i>Name</i>	<i>Country</i>	<i>Medal</i>
1st	Kim Pheng Yeo	Singapore	Gold
2nd	Terry Donovan	Australia	Silver
3rd	Malcolm Souza-Lewis	United Kingdom	Bronze
Single, Male 70+ Years	<i>Name</i>	<i>Country</i>	<i>Medal</i>
1st	Inderjit Singh Bhalla	United Kingdom	Gold



XVII World Transplant Games Swimming Results

FINAL						
Girls 6-8 25 LC Metre Freestyle		Age	Country	Preliminary	Final	WTG WR
1st	Linton, Kiara	7	Australia		22.47	**
2nd	Choy, Sum Yee Evelyn	8	Hong Kong		33.18	
3rd	Kataoka, Ami	8	Japan		39.51	
Girls 6-8 25 LC Metre Backstroke		Age	Country	Preliminary	Final	WTG WR
1st	Choy, Sum Yee Evelyn	8	Hong Kong		36.97	**
2nd	Linton, Kiara	7	Australia		41.88	
Girls 9-11 25 LC Metre Freestyle		Age	Country	Preliminary	Final	WTG WR
1st	Oulton, Imogen	11	Australia		20.52	
2nd	Woolf, Julia	10	New Zealand		22.03	
3rd	Takahashi, Kotomi	9	Japan		30.72	
4th	Waldron, Miriam	10	Australia		31.88	
5th	Drury, Josephine	9	Australia		33.22	
Girls 9-11 25 LC Metre Backstroke		Age	Country	Preliminary	Final	WTG WR
1st	Oulton, Imogen	11	Australia		24.96	
Girls 9-11 25 LC Metre Breaststroke		Age	Country	Preliminary	Final	WTG WR
1st	Oulton, Imogen	11	Australia		26.88	
2nd	Waldron, Miriam	10	Australia		37.08	
Girls 6-11 50 LC Metre Backstroke		Age	Country	Preliminary	Final	WTG WR
1st	Choy, Sum Yee Evelyn	8	Hong Kong		01:15.2	*
2nd	Dorcich, Jessica	10	Canada		01:23.6	
Girls 6-11 25 LC Metre Butterfly		Age	Country	Preliminary	Final	WTG WR
1st	Oulton, Imogen	11	Australia		26.32	
2nd	Choy, Sum Yee Evelyn	8	Hong Kong		47.71	
Girls 12-14 50 LC Metre Freestyle		Age	Country	Preliminary	Final	WTG WR
1st	Morris, Elizabeth	13	United Kingdom		34.97	*
2nd	Brown, Beth	14	United Kingdom		42.14	
3rd	Williams, Elizabeth	13	Australia		44.67	
4th	Eastop, Samantha	14	Canada		49.39	
5th	Ichikawa, Nanae	14	Japan		51.87	
6th	Britvec, Jasmin	12	Australia		54.41	
7th	Vaters, Erin	13	Canada		01:27.0	
Girls 12-14 200 LC Metre Freestyle		Age	Country	Preliminary	Final	WTG WR
1st	Morris, Elizabeth	13	United Kingdom		02:52.2	*
Girls 12-14 50 LC Metre Backstroke		Age	Country	Preliminary	Final	WTG WR
1st	Morris, Elizabeth	13	United Kingdom		41.76	**
2nd	Williams, Elizabeth	13	Australia		49.47	
3rd	Brown, Beth	14	United Kingdom		51.57	
4th	Richards, Nicole	14	Australia		53.02	
5th	Cruickshanks, Devan	13	Canada		01:10.8	
6th	Allan, Bernice	14	Australia		01:30.3	
---	Britvec, Jasmin	12	Australia		DQ	
---	Eastop, Samantha	14	Canada		DQ	
Girls 12-14 100 LC Metre Backstroke		Age	Country	Preliminary	Final	WTG WR
1st	Morris, Elizabeth	13	United Kingdom		01:32.8	**
2nd	Brown, Beth	14	United Kingdom		01:50.6	
Girls 12-14 50 LC Metre Breaststroke		Age	Country	Preliminary	Final	WTG WR
1st	Brown, Beth	14	United Kingdom		52.63	**
2nd	Richards, Nicole	14	Australia		01:09.4	
---	Eastop, Samantha	14	Canada		DQ	
Girls 6-8 25 LC Metre Freestyle		Age	Country	Preliminary	Final	WTG WR
1st	Linton, Kiara	7	Australia		22.47	**
2nd	Choy, Sum Yee Evelyn	8	Hong Kong		33.18	
3rd	Kataoka, Ami	8	Japan		39.51	
Girls 15-17 50 LC Metre Freestyle		Age	Country	Preliminary	Final	WTG WR
1st	Young, Kelly	15	United Kingdom		34.88	*
2nd	Bryan, Hannah	17	United Kingdom		35.71	
3rd	Hodge, Katie Lee	16	New Zealand		36.01	
4th	Peters, Rebecca	16	Australia		44.74	
5th	Stevens, Tamaryn	17	Australia		59.92	
Girls 15-17 200 LC Metre Freestyle		Age	Country	Preliminary	Final	WTG WR
1st	Young, Kelly	15	United Kingdom		02:51.5	*
2nd	Bryan, Hannah	17	United Kingdom		03:02.6	
3rd	Peters, Rebecca	16	Australia		03:57.0	

Girls 15-17 50 LC Metre Backstroke		Age	Country	Preliminary	Final	WTG WR
1st	Bryan, Hannah	17	United Kingdom		41.44	*
2nd	Young, Kelly	15	United Kingdom		42.72	
3rd	Peters, Rebecca	16	Australia		52.7	
4th	Dafflon, Emilie	15	Switzerland		54.69	
Girls 15-17 100 LC Metre Backstroke		Age	Country	Preliminary	Final	WTG WR
1st	Bryan, Hannah	17	United Kingdom		01:33.0	
2nd	Stevens, Tamaryn	17	Australia		02:24.5	
Girls 15-17 50 LC Metre Breaststroke		Age	Country	Preliminary	Final	WTG WR
1st	Young, Kelly	15	United Kingdom		46.23	*
Girls 15-17 50 LC Metre Butterfly		Age	Country	Preliminary	Final	WTG WR
1st	Young, Kelly	15	United Kingdom		37.61	**
2nd	Bryan, Hannah	17	United Kingdom		41.5	
Women 18-29 50 LC Metre Freestyle		Age	Country	Preliminary	Final	WTG WR
1st	Leach, Lauren	20	United Kingdom		31.93	
2nd	Hutchinson, Emma	28	Australia		33.61	
3rd	Hilton, Emma	19	United Kingdom		35.55	
4th	Trask, Olivia	29	Australia		40.63	
5th	Cuzens, Kaye	18	Australia		40.75	
6th	Fortier, Angeline	20	France		53.77	
7th	Esposito, Monja	25	Italy		01:04.1	
Women 18-29 100 LC Metre Freestyle		Age	Country	Preliminary	Final	WTG WR
1st	Knigge, Wendy	20	Netherlands		01:19.8	
2nd	Cuzens, Kaye	18	Australia		01:34.9	
3rd	Panices, Maria Teresa	19	Argentina		01:37.1	
4th	Hoagwood, Hilary	28	United States of America		01:39.8	
Women 18-29 200 LC Metre Freestyle		Age	Country	Preliminary	Final	WTG WR
1st	Van Der Schaar, Catharina	20	Netherlands		02:47.8	
2nd	Knigge, Wendy	20	Netherlands		03:01.5	
Women 18-29 400 LC Metre Freestyle		Age	Country	Preliminary	Final	WTG WR
1st	Van Der Schaar, Catharina	20	Netherlands		06:01.5	
2nd	Mignani, Silvia Serena	25	Italy		06:42.3	
3rd	Panices, Maria Teresa	19	Argentina		07:33.5	
Women 18-29 50 LC Metre Backstroke		Age	Country	Preliminary	Final	WTG WR
1st	Mignani, Silvia Serena	25	Italy		40.46	
2nd	Culhane, Julianne	27	United States of America		41.96	
3rd	Leach, Lauren	20	United Kingdom		44.22	
4th	Dallman, Emma	19	United Kingdom		47.59	
Women 18-29 100 LC Metre Backstroke		Age	Country	Preliminary	Final	WTG WR
1st	Mignani, Silvia Serena	25	Italy		01:28.2	*
2nd	Dallman, Emma	19	United Kingdom		01:44.1	
3rd	Searl, Jennifer	29	United States of America		01:49.2	
Women 18-29 50 LC Metre Breaststroke		Age	Country	Preliminary	Final	WTG WR
1st	Hutchinson, Emma	28	Australia		40.79	
2nd	Van Der Schaar, Catharina	20	Netherlands		41.81	
3rd	Searl, Jennifer	29	United States of America		48.45	
4th	Dallman, Emma	19	United Kingdom		48.61	
5th	Fortier, Angeline	20	France		01:11.9	
Women 18-29 100 LC Metre Breaststroke		Age	Country	Preliminary	Final	WTG WR
1st	Van Der Schaar, Catharina	20	Netherlands		01:31.6	*
2nd	Knigge, Wendy	20	Netherlands		01:35.8	
3rd	Hutchinson, Emma	28	Australia		01:39.6	
4th	Dallman, Emma	19	United Kingdom		01:53.5	
5th	Hoagwood, Hilary	28	United States of America		02:02.5	
Women 18-29 50 LC Metre Butterfly		Age	Country	Preliminary	Final	WTG WR
1st	Hutchinson, Emma	28	Australia		36.84	
2nd	Knigge, Wendy	20	Netherlands		38.52	
3rd	Werlein, Holly	24	United States of America		42.67	
4th	Hoagwood, Hilary	28	United States of America		47.52	
Women 18-29 200 LC Metre IM		Age	Country	Preliminary	Final	WTG WR
1st	Van Der Schaar, Catharina	20	Netherlands		03:06.9	*
2nd	Knigge, Wendy	20	Netherlands		03:17.1	
3rd	Hoagwood, Hilary	28	United States of America		04:23.1	
Women 30-39 50 LC Metre Freestyle		Age	Country	Preliminary	Final	WTG WR
1st	Towers, Jane	35	New Zealand		33.84	
2nd	Hayton, Helen	34	United Kingdom		34.13	
3rd	Rigert, Jennifer	37	United States of America		34.36	
4th	Ellsworth, Laura	33	United States of America		43.15	

Women 30-39 100 LC Metre Freestyle		Age	Country	Preliminary	Final	WTG WR
1st	Rigert, Jennifer	37	United States of America		01:17.2	
2nd	Towers, Jane	35	New Zealand		01:18.2	
3rd	Hayton, Helen	34	United Kingdom		01:18.7	
Women 30-39 200 LC Metre Freestyle		Age	Country	Preliminary	Final	WTG WR
1st	Towers, Jane	35	New Zealand		02:59.0	*
2nd	Rigert, Jennifer	37	United States of America		03:01.7	
3rd	Hayton, Helen	34	United Kingdom		03:02.7	
Women 30-39 50 LC Metre Backstroke		Age	Country	Preliminary	Final	WTG WR
1st	Morell, Sophie	34	Australia		43.11	
2nd	Hayton, Helen	34	United Kingdom		53.2	
Women 30-39 100 LC Metre Backstroke		Age	Country	Preliminary	Final	WTG WR
1st	Morell, Sophie	34	Australia		01:46.0	
Women 30-39 50 LC Metre Breaststroke		Age	Country	Preliminary	Final	WTG WR
1st	Ellsworth, Laura	33	United States of America		57.65	
---	Ryan, Orla	31	Ireland		DQ	
---	Nordin, Asa	39	Sweden		DQ	
Women 30-39 100 LC Metre Breaststroke		Age	Country	Preliminary	Final	WTG WR
1st	Nordin, Asa	39	Sweden		01:57.3	
2nd	Ellsworth, Laura	33	United States of America		01:58.5	
Women 30-39 50 LC Metre Butterfly		Age	Country	Preliminary	Final	WTG WR
1st	Towers, Jane	35	New Zealand		38.78	
Women 30-39 200 LC Metre IM		Age	Country	Preliminary	Final	WTG WR
1st	Towers, Jane	35	New Zealand		03:39.3	
Women 40-49 50 LC Metre Freestyle Final		Age	Country	Preliminary	Final	WTG WR
Finals						
1st	Theobald, Stephanie	40	Australia	33.11	33.26	*
2nd	Cuthbertson, Lisa	41	Australia	39.01	36.02	
3rd	Berente, Judit	46	Hungary	41.43	39.44	
4th	Hales, Susan	47	United Kingdom	42.04	40.15	
5th	Coleman, Janet	45	United Kingdom	42.07	40.21	
6th	Woudwijk, Alejandra	43	Argentina	41.97	43.27	
7th	Tse, Yuk King Winnie	47	Hong Kong	47.14	52.63	
8th	Chapman, Lisa	43	Australia	58	55.24	
Preliminaries						
9th	Donnelly, Robyn	40	New Zealand	59.26		
10th	Lorencic, Mojca	41	Slovenia	01:02.5		
Women 40-49 50 LC Metre Freestyle Preliminary		Age	Country	Preliminary	Final	WTG WR
Preliminaries						
1st	Theobald, Stephanie	40	Australia		33.11 q	
2nd	Cuthbertson, Lisa	41	Australia		39.01 q	
3rd	Berente, Judit	46	Hungary		41.43 q	
4th	Woudwijk, Alejandra	43	Argentina		41.97 q	
5th	Hales, Susan	47	United Kingdom		42.04 q	
6th	Coleman, Janet	45	United Kingdom		42.07 q	
7th	Tse, Yuk King Winnie	47	Hong Kong		47.14 q	
8th	Chapman, Lisa	43	Australia		58.00 q	
9th	Donnelly, Robyn	40	New Zealand		59.26	
10th	Lorencic, Mojca	41	Slovenia		01:02.5	
Women 40-49 100 LC Metre Freestyle		Age	Country	Preliminary	Final	WTG WR
1st	Theobald, Stephanie	40	Australia		01:16.3	*
2nd	Coleman, Janet	45	United Kingdom		01:26.2	
3rd	Berente, Judit	46	Hungary		01:27.4	
4th	Woudwijk, Alejandra	43	Argentina		01:38.1	
5th	Sivori, Francesca	48	Italy		01:41.8	
6th	Thomas-Breeze, Rowena	49	United Kingdom		01:43.9	
7th	Ashby, Stephanie	41	Australia		01:59.5	
Women 40-49 200 LC Metre Freestyle		Age	Country	Preliminary	Final	WTG WR
1st	Cuthbertson, Lisa	41	Australia		03:05.8	*
2nd	Coleman, Janet	45	United Kingdom		03:10.7	
3rd	Whitworth, Catherine	45	United Kingdom		03:17.3	
4th	Hales, Susan	47	United Kingdom		03:47.0	
5th	Thomas-Breeze, Rowena	49	United Kingdom		03:48.3	
6th	Sivori, Francesca	48	Italy		03:50.9	
Women 40-49 400 LC Metre Freestyle		Age	Country	Preliminary	Final	WTG WR
1st	Coleman, Janet	45	United Kingdom		06:32.4	
2nd	Whitworth, Catherine	45	United Kingdom		07:05.0	
3rd	Thomas-Breeze, Rowena	49	United Kingdom		07:49.1	
4th	Ashby, Stephanie	41	Australia		09:22.5	
5th	Fitzsimons, Carol	45	United States of America		09:34.6	
---	Woudwijk, Alejandra	43	Argentina		DQ	

Women 40-49 50 LC Metre Backstroke		Age	Country	Preliminary	Final	WTG WR
1st	Berente, Judit	46	Hungary		49.25	
2nd	Hales, Susan	47	United Kingdom		51.49	
3rd	Lorencic, Mojca	41	Slovenia		59.96	
4th	Donnelly, Robyn	40	New Zealand		01:07.9	
5th	Tse, Yuk King Winnie	47	Hong Kong		01:18.7	
6th	Bester, Fiona	40	Australia		01:22.3	
Women 40-49 50 LC Metre Breaststroke		Age	Country	Preliminary	Final	WTG WR
1st	Theobald, Stephanie	40	Australia		44.65	*
2nd	Cuthbertson, Lisa	41	Australia		47.99	
3rd	Hales, Susan	47	United Kingdom		48.37	
4th	Berente, Judit	46	Hungary		51.09	
5th	Thomas-Breeze, Rowena	49	United Kingdom		58.87	
6th	Tse, Yuk King Winnie	47	Hong Kong		01:02.4	
7th	Lorencic, Mojca	41	Slovenia		01:02.5	
8th	Bester, Fiona	40	Australia		01:07.5	
Women 40-49 100 LC Metre Breaststroke		Age	Country	Preliminary	Final	WTG WR
1st	Theobald, Stephanie	40	Australia		01:45.5	
2nd	Cuthbertson, Lisa	41	Australia		01:46.4	
3rd	Hales, Susan	47	United Kingdom		01:48.0	
4th	Berente, Judit	46	Hungary		01:51.3	
5th	Whitworth, Catherine	45	United Kingdom		02:00.5	
6th	Faul, Deirdre	41	Ireland		02:01.1	
7th	Sivori, Francesca	48	Italy		02:04.2	
Women 40-49 50 LC Metre Butterfly		Age	Country	Preliminary	Final	WTG WR
1st	Theobald, Stephanie	40	Australia		36.25	*
2nd	Whitworth, Catherine	45	United Kingdom		45.14	
3rd	Thomas-Breeze, Rowena	49	United Kingdom		52.23	
4th	Sivori, Francesca	48	Italy		53.98	
5th	Fitzsimons, Carol	45	United States of America		01:00.3	
Women 40-49 200 LC Metre IM		Age	Country	Preliminary	Final	WTG WR
1st	Whitworth, Catherine	45	United Kingdom		03:52.7	
2nd	Sivori, Francesca	48	Italy		04:13.3	
3rd	Fitzsimons, Carol	45	United States of America		05:22.4	
Women 50-59 50 LC Metre Freestyle		Age	Country	Preliminary	Final	WTG WR
1st	Foote-Morid, Lavinia	58	Australia		43.21	
2nd	Greenway, Briggetta	52	United Kingdom		46.17	
3rd	Manuwald-Seemueller, Gudru	59	Germany		47.88	
4th	Bartlett, Jane	50	Australia		50.39	
5th	Kenyon, Linden	51	New Zealand		54.1	
6th	Saylors, Amy	50	United States of America		55.16	
7th	Gerlach, Kathleen	54	United States of America		01:06.6	
Women 50-59 100 LC Metre Freestyle		Age	Country	Preliminary	Final	WTG WR
1st	Estep-Lampley, Kim	51	United States of America		01:19.4	
2nd	Foote-Morid, Lavinia	58	Australia		01:37.9	
3rd	Greenway, Briggetta	52	United Kingdom		01:41.8	
4th	Kirchmier, Anne	50	United States of America		01:43.2	
5th	Baker, Denise	51	United Kingdom		01:49.6	
6th	Wyper, Dorothy	53	Australia		01:51.7	
7th	Steward, Jeanette	55	Australia		01:52.6	
8th	Gerlach, Kathleen	54	United States of America		02:38.0	
Women 50-59 200 LC Metre Freestyle		Age	Country	Preliminary	Final	WTG WR
1st	Estep-Lampley, Kim	51	United States of America		02:53.1	*
2nd	Greenway, Briggetta	52	United Kingdom		03:42.9	
3rd	Baker, Denise	51	United Kingdom		04:00.8	
4th	Wyper, Dorothy	53	Australia		04:05.6	
5th	Kenyon, Linden	51	New Zealand		04:58.0	
Women 50-59 400 LC Metre Freestyle		Age	Country	Preliminary	Final	WTG WR
1st	Greenway, Briggetta	52	United Kingdom		07:49.1	*
2nd	Baker, Denise	51	United Kingdom		08:21.2	
3rd	Wyper, Dorothy	53	Australia		09:03.4	
Women 50-59 50 LC Metre Backstroke		Age	Country	Preliminary	Final	WTG WR
1st	Foote-Morid, Lavinia	58	Australia		51.02	
2nd	De Leeuw, Simone	52	Netherlands		51.32	
3rd	Manuwald-Seemueller, Gudru	59	Germany		55.02	
4th	Bartlett, Jane	50	Australia		01:04.3	
5th	Saylors, Amy	50	United States of America		01:07.4	
6th	Dennis, Janet	54	United States of America		01:19.1	

Women 50-59 100 LC Metre Backstroke		Age	Country	Preliminary	Final	WTG WR
1st	Estep-Lampley, Kim	51	United States of America		01:38.3	*
2nd	De Leeuw, Simone	52	Netherlands		02:00.8	
3rd	Foote-Morid, Lavinia	58	Australia		02:06.2	
---	Murdzek, Krystyna	56	Poland		03:52.4	
Women 50-59 50 LC Metre Breaststroke		Age	Country	Preliminary	Final	WTG WR
1st	Manuwald-Seemueller, Gudru	59	Germany		56.89	
2nd	De Leeuw, Simone	52	Netherlands		57.05	
3rd	Ardevol, Marie-Jo	56	France		01:03.7	
4th	Kenyon, Linden	51	New Zealand		01:09.7	
5th	Steward, Jeanette	55	Australia		01:13.0	
6th	Gerlach, Kathleen	54	United States of America		01:26.9	
Women 50-59 100 LC Metre Breaststroke		Age	Country	Preliminary	Final	WTG WR
1st	Wyper, Dorothy	53	Australia		02:15.8	
2nd	Ardevol, Marie-Jo	56	France		02:16.9	
3rd	De Leeuw, Simone	52	Netherlands		02:22.4	
4th	Gerlach, Kathleen	54	United States of America		03:18.8	
Women 50-59 50 LC Metre Butterfly		Age	Country	Preliminary	Final	WTG WR
1st	Estep-Lampley, Kim	51	United States of America		39.24	*
2nd	Baker, Denise	51	United Kingdom		56.26	
Women 50-59 200 LC Metre IM		Age	Country	Preliminary	Final	WTG WR
1st	Estep-Lampley, Kim	51	United States of America		03:29.3	*
2nd	Foote-Morid, Lavinia	58	Australia		04:35.0	
3rd	Wyper, Dorothy	53	Australia		04:41.0	
Women 60-69 50 LC Metre Freestyle		Age	Country	Preliminary	Final	WTG WR
1st	Moss, Monica	60	United Kingdom		43.59	**
2nd	Mills, Margaret	60	United Kingdom		44.44	
3rd	Medve, Janosne	63	Hungary		48.14	
4th	Albrow, Mary	64	Australia		55.77	
5th	Cacciola, Helen	62	Australia		01:03.7	
Women 60-69 100 LC Metre Freestyle		Age	Country	Preliminary	Final	WTG WR
1st	Mills, Margaret	60	United Kingdom		01:42.9	**
2nd	Moss, Monica	60	United Kingdom		01:46.0	
3rd	Cavanagh, Judy	65	Australia		01:58.1	
4th	Albrow, Mary	64	Australia		02:09.8	
5th	Edgell, Heather	65	Australia		03:02.4	
6th	Walsh, Margaret	69	United States of America		03:20.8	
Women 60-69 200 LC Metre Freestyle		Age	Country	Preliminary	Final	WTG WR
1st	Medve, Janosne	63	Hungary		04:06.0	**
2nd	Van Ulden, Jannie	61	Netherlands		05:29.0	
Women 60-69 400 LC Metre Freestyle		Age	Country	Preliminary	Final	WTG WR
1st	Van Ulden, Jannie	61	Netherlands		11:00.4	**
Women 60-69 50 LC Metre Backstroke		Age	Country	Preliminary	Final	WTG WR
1st	Mills, Margaret	60	United Kingdom		54.51	**
2nd	Medve, Janosne	63	Hungary		56.16	
3rd	Cavanagh, Judy	65	Australia		56.33	
4th	Szabo, Janosne	60	Hungary		59.55	
5th	Albrow, Mary	64	Australia		01:00.9	
6th	Van Ulden, Jannie	61	Netherlands		01:23.8	
Women 60-69 100 LC Metre Backstroke		Age	Country	Preliminary	Final	WTG WR
1st	Mills, Margaret	60	United Kingdom		02:01.8	**
2nd	Szabo, Janosne	60	Hungary		02:10.4	
3rd	Albrow, Mary	64	Australia		02:11.3	
4th	Cavanagh, Judy	65	Australia		02:12.0	
Women 60-69 50 LC Metre Breaststroke		Age	Country	Preliminary	Final	WTG WR
1st	Medve, Janosne	63	Hungary		59.19	**
2nd	Moss, Monica	60	United Kingdom		01:01.1	
3rd	Szabo, Janosne	60	Hungary		01:06.1	
4th	Albrow, Mary	64	Australia		01:11.8	
5th	Cacciola, Helen	62	Australia		01:12.2	
6th	Van Ulden, Jannie	61	Netherlands		01:12.4	
Women 60-69 100 LC Metre Breaststroke		Age	Country	Preliminary	Final	WTG WR
1st	Medve, Janosne	63	Hungary		02:07.8	**
2nd	Szabo, Janosne	60	Hungary		02:18.6	
3rd	Moss, Monica	60	United Kingdom		02:19.4	
4th	Van Ulden, Jannie	61	Netherlands		02:42.9	
5th	Edgell, Heather	65	Australia		04:04.0	
Women 60-69 50 LC Metre Butterfly		Age	Country	Preliminary	Final	WTG WR
1st	Cavanagh, Judy	65	Australia		01:09.4	**
2nd	Walsh, Margaret	69	United States of America		01:52.7	

Women 60-69 200 LC Metre IM		Age	Country	Preliminary	Final	WTG WR
1st	Cavanagh, Judy	65	Australia		05:34.4	**
---	Walsh, Margaret	69	United States of America		DQ	
Women 70 & Over 50 LC Metre Breaststroke		Age	Country	Preliminary	Final	WTG WR
1st	Kumpe, Annemarie	70	Germany		01:27.0	**
Women 200 LC Metre Freestyle Relay		Age	Country	Preliminary	Final	WTG WR
1st	United Kingdom A		United Kingdom		02:17.9	*
2nd	AustraliaA		Australia		02:19.6	
3rd	United States of America A		United States of America		02:26.4	
4th	United Kingdom B		United Kingdom		02:29.1	
5th	Netherlands A		Netherlands		02:44.7	
6th	United Kingdom C		United Kingdom		02:51.2	
7th	United Kingdom D		United Kingdom		03:00.4	
8th	United States of America B		United States of America		03:06.6	
Women 200 LC Metre Medley Relay		Age	Country	Preliminary	Final	WTG WR
1st	AustraliaA		Australia		02:40.5	*
2nd	United States of America A		United States of America		02:40.9	
3rd	United Kingdom B		United Kingdom		02:46.7	
4th	United Kingdom A		United Kingdom		02:53.3	
5th	United Kingdom C		United Kingdom		03:18.4	
6th	Netherlands A		Netherlands		03:18.7	
7th	United States of America B		United States of America		03:21.4	
8th	New Zealand A		New Zealand		03:29.5	
Boys 6-8 25 LC Metre Freestyle		Age	Country	Preliminary	Final	WTG WR
1st	Shao, Tangning	8	China		20.78	**
2nd	Catten, Joshua	8	Australia		01:18.3	
Boys 6-8 25 LC Metre Backstroke		Age	Country	Preliminary	Final	WTG WR
1st	Shao, Tangning	8	China		23.69	**
Boys 6-8 25 LC Metre Breaststroke		Age	Country	Preliminary	Final	WTG WR
1st	Shao, Tangning	8	China		28.19	**
Boys 9-11 25 LC Metre Freestyle		Age	Country	Preliminary	Final	WTG WR
1st	Van Hulzen, Lars	11	Netherlands		22.91	
2nd	Delguidice, Seth	11	Canada		24.29	
3rd	Burke, Andrew	9	Australia		24.84	
4th	Kawaguchi, Yusuke	9	Japan		25.7	
5th	Ryan, Nathan	11	Australia		25.95	
6th	Antonroy, Ronald	11	Canada		40.28	
7th	Thompson, Robert	11	Canada		46.3	
Boys 9-11 25 LC Metre Backstroke		Age	Country	Preliminary	Final	WTG WR
1st	Van Hulzen, Lars	11	Netherlands		25.96	
2nd	Ryan, Nathan	11	Australia		31.75	
3rd	Thompson, Robert	11	Canada		51.75	
Boys 9-11 25 LC Metre Breaststroke		Age	Country	Preliminary	Final	WTG WR
1st	Van Hulzen, Lars	11	Netherlands		25.98	*
2nd	Ryan, Nathan	11	Australia		47.97	
3rd	Thompson, Robert	11	Canada		55.94	
Boys 6-11 50 LC Metre Backstroke		Age	Country	Preliminary	Final	WTG WR
1st	Shao, Tangning	8	China		53.37	**
2nd	Van Hulzen, Lars	11	Netherlands		53.98	
3rd	Ryan, Nathan	11	Australia		01:02.6	
Boys 6-11 25 LC Metre Butterfly		Age	Country	Preliminary	Final	WTG WR
1st	Van Hulzen, Lars	11	Netherlands		23.12	**
2nd	Shao, Tangning	8	China		26.09	
Boys 12-14 50 LC Metre Freestyle Final		Age	Country	Preliminary	Final	WTG WR
Preliminaries						
1st	Mortlock, George	13	United Kingdom		33.66	
2nd	Lee, Stephen	12	United Kingdom		33.72	
3rd	Teasdale, Callum	14	United Kingdom		34.12	
4th	Messer, Hunter	12	United States of America		37.57	
5th	Flossman, Christopher Michae	14	United Kingdom		41.26	
6th	Kenny, Joshua	14	United States of America		44.37	
7th	Sinclair, Dale	12	Canada		49.56	
8th	Rennell, Tom	12	Australia		50.99	

Boys 12-14 50 LC Metre Freestyle Preliminary		Age	Country	Preliminary	Final	WTG WR
Preliminaries						
1st	Mortlock, George	13	United Kingdom		33.66 q	
2nd	Lee, Stephen	12	United Kingdom		33.72 q	
3rd	Teasdale, Callum	14	United Kingdom		34.12 q	
4th	Messer, Hunter	12	United States of America		37.57 q	
5th	Flossman, Christopher Michae	14	United Kingdom		41.26 q	
6th	Kenny, Joshua	14	United States of America		44.37 q	
7th	Sinclair, Dale	12	Canada		49.56 q	
8th	Rennell, Tom	12	Australia		50.99 q	
Boys 12-14 200 LC Metre Freestyle		Age	Country	Preliminary	Final	WTG WR
1st	Lee, Stephen	12	United Kingdom		02:55.5	
Boys 12-14 50 LC Metre Backstroke		Age	Country	Preliminary	Final	WTG WR
1st	Mortlock, George	13	United Kingdom		43.73	
2nd	Teasdale, Callum	14	United Kingdom		44.3	
3rd	Lee, Stephen	12	United Kingdom		45.84	
4th	Flossman, Christopher Michae	14	United Kingdom		47.15	
5th	Sinclair, Dale	12	Canada		54.52	
Boys 12-14 100 LC Metre Backstroke		Age	Country	Preliminary	Final	WTG WR
1st	Flossman, Christopher Michae	14	United Kingdom		01:46.4	
Boys 12-14 50 LC Metre Breaststroke		Age	Country	Preliminary	Final	WTG WR
1st	Flossman, Christopher Michae	14	United Kingdom		52.9	
2nd	Lee, Stephen	12	United Kingdom		53.13	
3rd	Mortlock, George	13	United Kingdom		54.64	
4th	Messer, Hunter	12	United States of America		58.43	
5th	Rennell, Tom	12	Australia		01:12.5	
Boys 12-14 50 LC Metre Butterfly		Age	Country	Preliminary	Final	WTG WR
1st	Flossman, Christopher Michae	14	United Kingdom		43.35	*
2nd	Mortlock, George	13	United Kingdom		43.77	
3rd	Lee, Stephen	12	United Kingdom		48.24	
Boys 15-17 50 LC Metre Freestyle		Age	Country	Preliminary	Final	WTG WR
1st	Barton, Matthew	16	United Kingdom		28.92	
2nd	Morland, Nicholas	16	Australia		29.83	
3rd	Flintham, James Peter	17	United Kingdom		30.83	
4th	Dunham, Brandon	16	United States of America		36.79	
5th	Saez, Trystan	17	France		37.08	
6th	King, Liam	15	Australia		38.23	
7th	Martin, Dustin	17	Canada		47.5	
Boys 15-17 50 LC Metre Backstroke		Age	Country	Preliminary	Final	WTG WR
1st	Barton, Matthew	16	United Kingdom		36.15	
2nd	Flintham, James Peter	17	United Kingdom		39.43	
3rd	Morland, Nicholas	16	Australia		39.96	
4th	King, Liam	15	Australia		46.72	
5th	Martin, Dustin	17	Canada		01:20.4	
Boys 15-17 100 LC Metre Backstroke		Age	Country	Preliminary	Final	WTG WR
1st	Barton, Matthew	16	United Kingdom		01:26.4	
Boys 15-17 50 LC Metre Breaststroke		Age	Country	Preliminary	Final	WTG WR
1st	Barton, Matthew	16	United Kingdom		38.44	*
2nd	Morland, Nicholas	16	Australia		39.12	
3rd	Flintham, James Peter	17	United Kingdom		39.92	
4th	King, Liam	15	Australia		49.85	
5th	Saez, Trystan	17	France		51.31	
Boys 15-17 50 LC Metre Butterfly		Age	Country	Preliminary	Final	WTG WR
1st	Barton, Matthew	16	United Kingdom		31.7	*
2nd	Flintham, James Peter	17	United Kingdom		36.46	
3rd	Morland, Nicholas	16	Australia		37.91	
4th	King, Liam	15	Australia		44.02	

Men 18-29 50 LC Metre Freestyle Final		Age	Country	Preliminary	Final	WTG WR
Finals						
1st	Deboer, Paul	24	United States of America	27.23	26.31	*
2nd	Pretorius, Koenraad Freder	18	South Africa	27.62	27.37	
3rd	Pacey, Benjamin	22	United Kingdom	29.8	28.73	
4th	Searson, Stephen	28	Australia	29.98	29.69	
5th	Dodd, Matthew	20	United Kingdom	30.37	30.19	
6th	Charitonidis, Apostolos	26	Greece	30.3	30.27	
7th	Brack, Russel	29	Canada	30.58	30.52	
---	Borga, Juan Manuel	28	Argentina	30.07	DQ	
Preliminaries						
9th	Greaves, Lincoln	27	Australia	30.7		
10th	Fox, Jon	20	United Kingdom	32.94		
11th	Hudson, Paul	27	Australia	36.52		
12th	Belingheri, Enrico	27	Italy	44.28		
Men 18-29 50 LC Metre Freestyle Preliminary		Age	Country	Preliminary	Final	WTG WR
Preliminaries						
1st	Deboer, Paul	24	United States of America		27.23 q	
2nd	Pretorius, Koenraad Freder	18	South Africa		27.62 q	
3rd	Pacey, Benjamin	22	United Kingdom		29.80 q	
4th	Searson, Stephen	28	Australia		29.98 q	
5th	Borga, Juan Manuel	28	Argentina		30.07 q	
6th	Charitonidis, Apostolos	26	Greece		30.30 q	
7th	Dodd, Matthew	20	United Kingdom		30.37 q	
8th	Brack, Russel	29	Canada		30.58 q	
9th	Greaves, Lincoln	27	Australia		30.7	
10th	Fox, Jon	20	United Kingdom		32.94	
11th	Hudson, Paul	27	Australia		36.52	
12th	Belingheri, Enrico	27	Italy		44.28	
Men 18-29 100 LC Metre Freestyle		Age	Country	Preliminary	Final	WTG WR
1st	Deboer, Paul	24	United States of America		01:00.0	*
2nd	Dodd, Matthew	20	United Kingdom		01:07.8	
3rd	Wijers, John	22	Netherlands		01:09.6	
4th	Searson, Stephen	28	Australia		01:09.8	
5th	Brack, Russel	29	Canada		01:11.2	
6th	Altras, Kyle	20	United States of America		01:20.5	
Men 18-29 200 LC Metre Freestyle		Age	Country	Preliminary	Final	WTG WR
1st	Wijers, John	22	Netherlands		02:29.8	
2nd	Lloyd, Cameron	19	United Kingdom		02:37.3	
3rd	Altras, Kyle	20	United States of America		03:03.7	
4th	Hudson, Paul	27	Australia		03:22.2	
Men 18-29 400 LC Metre Freestyle		Age	Country	Preliminary	Final	WTG WR
1st	Wijers, John	22	Netherlands		05:28.7	
2nd	Lloyd, Cameron	19	United Kingdom		05:44.7	
3rd	Altras, Kyle	20	United States of America		07:08.5	
Men 18-29 50 LC Metre Backstroke		Age	Country	Preliminary	Final	WTG WR
1st	Pacey, Benjamin	22	United Kingdom		33.28	*
2nd	Pretorius, Koenraad Freder	18	South Africa		33.85	
3rd	Brack, Russel	29	Canada		35.16	
4th	Dodd, Matthew	20	United Kingdom		38.29	
5th	Lloyd, Cameron	19	United Kingdom		39.04	
6th	Belingheri, Enrico	27	Italy		52.1	
7th	Gates, Michael	26	United Kingdom		01:05.0	
Men 18-29 100 LC Metre Backstroke		Age	Country	Preliminary	Final	WTG WR
1st	Deboer, Paul	24	United States of America		01:11.3	*
2nd	Pacey, Benjamin	22	United Kingdom		01:13.0	
3rd	Pretorius, Koenraad Freder	18	South Africa		01:16.3	
4th	Brack, Russel	29	Canada		01:26.0	
5th	Altras, Kyle	20	United States of America		01:41.5	
Men 18-29 50 LC Metre Breaststroke		Age	Country	Preliminary	Final	WTG WR
1st	Pacey, Benjamin	22	United Kingdom		39.16	
2nd	Dodd, Matthew	20	United Kingdom		39.18	
3rd	Fox, Jon	20	United Kingdom		39.34	
4th	Belingheri, Enrico	27	Italy		46.64	
5th	Gates, Michael	26	United Kingdom		01:02.4	
---	Greaves, Lincoln	27	Australia		DQ	
Men 18-29 100 LC Metre Breaststroke		Age	Country	Preliminary	Final	WTG WR
1st	Pacey, Benjamin	22	United Kingdom		01:34.4	
2nd	Martin, Philip	22	Ireland		02:23.5	

Men 18-29 50 LC Metre Butterfly		Age	Country	Preliminary	Final	WTG WR
1st	Brack, Russel	29	Canada		32.1	
2nd	Dodd, Matthew	20	United Kingdom		32.59	
3rd	Searson, Stephen	28	Australia		33.51	
4th	Lloyd, Cameron	19	United Kingdom		34.02	
5th	Wijers, John	22	Netherlands		34.04	
6th	Greaves, Lincoln	27	Australia		39.48	
Men 18-29 200 LC Metre IM		Age	Country	Preliminary	Final	WTG WR
1st	Wijers, John	22	Netherlands		03:01.7	
Men 30-39 50 LC Metre Freestyle Final		Age	Country	Preliminary	Final	WTG WR
Finals						
1st	Smit, Jason	32	United Kingdom	29.11	29.03	
2nd	Sherron, Eric	38	United States of America	30.68	29.95	
3rd	Graham, Martin	34	United Kingdom	30.22	30.31	
4th	Vanhove, Stephan	32	France	32.38	30.32	
5th	Williams, Bryan	35	Australia	33.08	33.25	
6th	Onreita, Roberto Javier	39	Argentina	33.59	33.26	
7th	Norman, Ian	39	United Kingdom	34.04	34.1	
---	Cernas, Edgar	30	Mexico	37.81	DQ	
Preliminaries						
9th	Van Straaten, Michel	38	Netherlands	38.45		
10th	Brooks, Zachary	39	United States of America	38.85		
11th	Tiffin, Allen Michael	39	South Africa	38.9		
12th	Valenzuela, Diego Martin	35	Argentina	39.57		
13th	Campbell-Jones, Michael	34	Australia	40.07		
14th	Itagaki, Shiro	38	Japan	41		
Men 30-39 50 LC Metre Freestyle Preliminary		Age	Country	Preliminary	Final	WTG WR
Preliminaries						
1st	Smit, Jason	32	United Kingdom		29.11 q	
2nd	Graham, Martin	34	United Kingdom		30.22 q	
3rd	Sherron, Eric	38	United States of America		30.68 q	
4th	Vanhove, Stephan	32	France		32.38 q	
5th	Williams, Bryan	35	Australia		33.08 q	
6th	Onreita, Roberto Javier	39	Argentina		33.59 q	
7th	Norman, Ian	39	United Kingdom		34.04 q	
8th	Cernas, Edgar	30	Mexico		37.81 q	
9th	Van Straaten, Michel	38	Netherlands		38.45	
10th	Brooks, Zachary	39	United States of America		38.85	
11th	Tiffin, Allen Michael	39	South Africa		38.9	
12th	Valenzuela, Diego Martin	35	Argentina		39.57	
13th	Campbell-Jones, Michael	34	Australia		40.07	
14th	Itagaki, Shiro	38	Japan		41	
Men 30-39 100 LC Metre Freestyle		Age	Country	Preliminary	Final	WTG WR
1st	Graham, Martin	34	United Kingdom		01:08.7	
2nd	Walter, Michael	38	United States of America		01:14.3	
3rd	Norman, Ian	39	United Kingdom		01:15.9	
4th	Onreita, Roberto Javier	39	Argentina		01:18.3	
5th	Williams, Bryan	35	Australia		01:19.6	
6th	Tiffin, Allen Michael	39	South Africa		01:29.8	
7th	Cox, Andrew	32	Australia		02:13.4	
Men 30-39 200 LC Metre Freestyle		Age	Country	Preliminary	Final	WTG WR
1st	Walter, Michael	38	United States of America		02:48.5	
2nd	Norman, Ian	39	United Kingdom		02:52.7	
3rd	Onreita, Roberto Javier	39	Argentina		03:02.6	
4th	Marrucci, Gabriele	36	Italy		03:04.0	
5th	Campbell, Stuart	32	Australia		03:17.2	
6th	Lirio, Carlos Alberto	31	Argentina		03:43.7	
7th	Brooks, Zachary	39	United States of America		03:57.7	
Men 30-39 400 LC Metre Freestyle		Age	Country	Preliminary	Final	WTG WR
1st	Norman, Ian	39	United Kingdom		06:11.4	
2nd	Walter, Michael	38	United States of America		06:14.3	
3rd	Williams, Bryan	35	Australia		06:38.9	
4th	Onreita, Roberto Javier	39	Argentina		06:39.1	
5th	Skafter, Mario	33	South Africa		07:44.1	
6th	Lirio, Carlos Alberto	31	Argentina		08:28.4	
Men 30-39 50 LC Metre Backstroke		Age	Country	Preliminary	Final	WTG WR
1st	Sherron, Eric	38	United States of America		36.84	
2nd	Marrucci, Gabriele	36	Italy		41.81	
3rd	Ledwich, Duncan	34	Australia		54.23	
4th	Ashino, Yuki	32	Japan		56.35	

Men 30-39 100 LC Metre Backstroke		Age	Country	Preliminary	Final	WTG WR
1st	Sherron, Eric	38	United States of America		01:22.0	
2nd	Ashino, Yuki	32	Japan		02:23.1	
---	Lirio, Carlos Alberto	31	Argentina		DQ	
Men 30-39 50 LC Metre Breaststroke		Age	Country	Preliminary	Final	WTG WR
1st	Vanhove, Stephan	32	France		39.88	
2nd	Marrucci, Gabriele	36	Italy		40.74	
3rd	Smit, Jason	32	United Kingdom		42.12	
4th	Campbell, Stuart	32	Australia		45.18	
5th	Van Straaten, Michel	38	Netherlands		47.72	
6th	Tiffin, Allen Michael	39	South Africa		54.29	
Men 30-39 100 LC Metre Breaststroke		Age	Country	Preliminary	Final	WTG WR
1st	Vanhove, Stephan	32	France		01:30.3	
2nd	Graham, Martin	34	United Kingdom		01:34.4	
3rd	Marrucci, Gabriele	36	Italy		01:36.3	
4th	Van Straaten, Michel	38	Netherlands		02:02.1	
Men 30-39 50 LC Metre Butterfly		Age	Country	Preliminary	Final	WTG WR
1st	Vanhove, Stephan	32	France		32.34	
2nd	Smit, Jason	32	United Kingdom		32.99	
3rd	Sherron, Eric	38	United States of America		33.88	
4th	Norman, Ian	39	United Kingdom		38.33	
5th	Williams, Bryan	35	Australia		40.56	
Men 30-39 200 LC Metre IM		Age	Country	Preliminary	Final	WTG WR
1st	Vanhove, Stephan	32	France		03:06.7	
2nd	Smit, Jason	32	United Kingdom		03:21.6	
3rd	Campbell, Stuart	32	Australia		03:51.8	
Men 40-49 50 LC Metre Freestyle Final		Age	Country	Preliminary	Final	WTG WR
Finals						
1st	Pulik, Ran	41	United Kingdom	33.47	29.09	
2nd	Krucso, Zsolt	44	Hungary	34.21	30.44	
3rd	Johnston, Scott	49	Australia	33.46	32.8	
4th	Chui, Chi Fai	46	Hong Kong	35.42	36.51	
5th	Arevalo Valderrama, Fabio	47	Netherlands	36.35	38.33	
6th	Goirre, Christophe	40	France	42.01	41.35	
*7th	Calleros Arteaga, Hector	44	Mexico	48.91	49.56	
*7th	Nidl, Jiri	49	Czech Republic	47.39		
Preliminaries						
9th	Antichi, Giovanni	43	Italy	55.14		
---	Segura Hernandez, Alberto	41	Spain	DQ		
Men 40-49 50 LC Metre Freestyle Preliminary		Age	Country	Preliminary	Final	WTG WR
Preliminaries						
1st	Johnston, Scott	49	Australia		33.46 q	
2nd	Pulik, Ran	41	United Kingdom		33.47 q	
3rd	Krucso, Zsolt	44	Hungary		34.21 q	
4th	Chui, Chi Fai	46	Hong Kong		35.42 q	
5th	Arevalo Valderrama, Fabio	47	Netherlands		36.35 q	
6th	Goirre, Christophe	40	France		42.01 q	
7th	Nidl, Jiri	49	Czech Republic		47.39 q	
8th	Calleros Arteaga, Hector	44	Mexico		48.91 q	
9th	Antichi, Giovanni	43	Italy		55.14	
---	Segura Hernandez, Alberto	41	Spain		DQ	
Men 40-49 100 LC Metre Freestyle Final		Age	Country	Preliminary	Final	WTG WR
Finals						
1st	Velasco, Ray	46	United States of America	01:14.6	01:08.6	
2nd	Krucso, Zsolt	44	Hungary	01:20.3	01:10.4	
3rd	Gombos, Imre	46	Hungary	01:13.1	01:12.4	
4th	Warren, Peter	42	United Kingdom	01:19.4	01:17.6	
5th	Van Ek, Aris Jan	47	Netherlands	01:23.8	01:22.5	
6th	Arevalo Valderrama, Fabio	47	Netherlands	01:26.4	01:22.9	
7th	Sartori, Lorenzo	48	Italy	01:24.9	01:23.9	
---	Crawford, Sean	45	Australia	01:23.1		
Men 40-49 100 LC Metre Freestyle Preliminary		Age	Country	Preliminary	Final	WTG WR
Preliminaries						
1st	Gombos, Imre	46	Hungary		1:13.08 q	
2nd	Velasco, Ray	46	United States of America		1:14.57 q	
3rd	Warren, Peter	42	United Kingdom		1:19.38 q	
4th	Krucso, Zsolt	44	Hungary		1:20.32 q	
5th	Crawford, Sean	45	Australia		1:23.11 q	
6th	Van Ek, Aris Jan	47	Netherlands		1:23.76 q	
7th	Sartori, Lorenzo	48	Italy		1:24.89 q	
8th	Arevalo Valderrama, Fabio	47	Netherlands		1:26.39 q	
---	Lewandowski, Andrzej	40	Poland		DQ	

Men 40-49 200 LC Metre Freestyle		Age	Country	Preliminary	Final	WTG WR
1st	Gombos, Imre	46	Hungary		02:38.9	*
2nd	Mccracken, Geoffrey	47	United Kingdom		02:39.1	
3rd	Clinker, Russell	46	United Kingdom		02:50.4	
4th	Sartori, Lorenzo	48	Italy		03:05.3	
5th	Van Ek, Aris Jan	47	Netherlands		03:06.7	
6th	Arevalo Valderrama, Fabio	47	Netherlands		03:13.0	
7th	Dollery, Steven	40	Australia		03:13.6	
8th	Johnston, Scott	49	Australia		03:21.5	
9th	Wong, Yim Wah	42	Hong Kong		03:33.7	
10th	Goirre, Christophe	40	France		04:02.7	
Men 40-49 400 LC Metre Freestyle		Age	Country	Preliminary	Final	WTG WR
1st	Mccracken, Geoffrey	47	United Kingdom		05:27.9	*
2nd	Gombos, Imre	46	Hungary		05:42.7	
3rd	Barndt, Brian	41	United States of America		06:04.0	
4th	Clinker, Russell	46	United Kingdom		06:08.4	
5th	Sartori, Lorenzo	48	Italy		06:39.0	
6th	Van Ek, Aris Jan	47	Netherlands		06:57.5	
7th	Dollery, Steven	40	Australia		07:07.1	
8th	Deakin, Stephen	48	United Kingdom		07:36.2	
9th	Wong, Yim Wah	42	Hong Kong		08:04.5	
Men 40-49 50 LC Metre Backstroke Final		Age	Country	Preliminary	Final	WTG WR
Finals						
1st	Pulik, Ran	41	United Kingdom	37.72	36.79	*
2nd	Barndt, Brian	41	United States of America	39.65	37.71	
3rd	Strilchuk, Michael	40	Canada	38.73	37.72	
4th	Velasco, Ray	46	United States of America	41.26	40.49	
5th	Warren, Peter	42	United Kingdom	42.4	43.95	
6th	Dollery, Steven	40	Australia	52.99	50.48	
7th	Harding, Antony	46	Australia	59.15	58.66	
---	Nidl, Jiri	49	Czech Republic	59.06	DQ	
Preliminaries						
9th	Clinker, Russell	46	United Kingdom	59.72		
10th	Merlo, Marcello	45	Italy	01:00.1		
11th	Antichi, Giovanni	43	Italy	01:08.8		
12th	Silva Santos, Rui Verissimo	45	Portugal	01:21.6		
Men 40-49 50 LC Metre Backstroke Preliminary		Age	Country	Preliminary	Final	WTG WR
Preliminaries						
1st	Pulik, Ran	41	United Kingdom		37.72 q	
2nd	Strilchuk, Michael	40	Canada		38.73 q	
3rd	Barndt, Brian	41	United States of America		39.65 q	
4th	Velasco, Ray	46	United States of America		41.26 q	
5th	Warren, Peter	42	United Kingdom		42.40 q	
6th	Dollery, Steven	40	Australia		52.99 q	
7th	Nidl, Jiri	49	Czech Republic		59.06 q	
8th	Harding, Antony	46	Australia		59.15 q	
9th	Clinker, Russell	46	United Kingdom		59.72	
10th	Merlo, Marcello	45	Italy		01:00.1	
11th	Antichi, Giovanni	43	Italy		01:08.8	
12th	Silva Santos, Rui Verissimo	45	Portugal		01:21.6	
Men 40-49 100 LC Metre Backstroke		Age	Country	Preliminary	Final	WTG WR
1st	Pulik, Ran	41	United Kingdom		01:21.4	*
2nd	Barndt, Brian	41	United States of America		01:24.3	
3rd	Velasco, Ray	46	United States of America		01:30.7	
4th	Gombos, Imre	46	Hungary		01:32.5	
5th	Warren, Peter	42	United Kingdom		01:39.0	
6th	Clinker, Russell	46	United Kingdom		02:09.8	
7th	Kailas, Kamron	42	Thailand		02:14.4	
8th	Silva Santos, Rui Verissimo	45	Portugal		02:15.7	
9th	Deakin, Stephen	48	United Kingdom		02:16.9	
10th	Harding, Antony	46	Australia		02:30.9	

Men 40-49 50 LC Metre Breaststroke Final		Age	Country	Preliminary	Final	WTG WR
Finals						
1st	Pulik, Ran	41	United Kingdom	40.42	36.34	*
2nd	Lewandowski, Andrzej	40	Poland	43.78	38.36	
3rd	Krucso, Zsolt	44	Hungary	42.98	39.66	
4th	Johnston, Scott	49	Australia	40.62	39.88	
5th	Strilchuk, Michael	40	Canada	42.94	40.39	
6th	Barndt, Brian	41	United States of America	42.84	41.59	
7th	Wong, Yim Wah	42	Hong Kong	45.62	42.21	
8th	Sartori, Lorenzo	48	Italy	45.1	45.94	
Preliminaries						
9th	Chui, Chi Fai	46	Hong Kong	45.87		
10th	Ebersold, Herve	47	France	52.17		
11th	Merlo, Marcello	45	Italy	54.11		
12th	Nidl, Jiri	49	Czech Republic	58.71		
13th	Antichi, Giovanni	43	Italy	59.27		
Men 40-49 50 LC Metre Breaststroke Preliminary		Age	Country	Preliminary	Final	WTG WR
Preliminaries						
1st	Pulik, Ran	41	United Kingdom		40.42 q	
2nd	Johnston, Scott	49	Australia		40.62 q	
3rd	Barndt, Brian	41	United States of America		42.84 q	
4th	Strilchuk, Michael	40	Canada		42.94 q	
5th	Krucso, Zsolt	44	Hungary		42.98 q	
6th	Lewandowski, Andrzej	40	Poland		43.78 q	
7th	Sartori, Lorenzo	48	Italy		45.10 q	
8th	Wong, Yim Wah	42	Hong Kong		45.62 q	
9th	Chui, Chi Fai	46	Hong Kong		45.87	
10th	Ebersold, Herve	47	France		52.17	
11th	Merlo, Marcello	45	Italy		54.11	
12th	Nidl, Jiri	49	Czech Republic		58.71	
13th	Antichi, Giovanni	43	Italy		59.27	
Men 40-49 100 LC Metre Breaststroke Final		Age	Country	Preliminary	Final	WTG WR
Finals						
1st	Lewandowski, Andrzej	40	Poland	01:31.6	01:29.8	
2nd	Krucso, Zsolt	44	Hungary	01:31.5	01:30.0	
3rd	Mccracken, Geoffrey	47	United Kingdom	01:31.8	01:31.7	
4th	Strilchuk, Michael	40	Canada	01:36.1	01:32.7	
5th	Hellriegel, Peter	45	Germany	01:38.7	01:37.2	
6th	Wong, Yim Wah	42	Hong Kong	01:39.2	01:38.7	
7th	Ebersold, Herve	47	France	02:01.1	02:02.8	
Preliminaries						
---	Pulik, Ran	41	United Kingdom	DQ		
---	Sartori, Lorenzo	48	Italy	DQ		
Men 40-49 100 LC Metre Breaststroke Preliminary		Age	Country	Preliminary	Final	WTG WR
Preliminaries						
1st	Krucso, Zsolt	44	Hungary		1:31.54 q	
2nd	Lewandowski, Andrzej	40	Poland		1:31.65 q	
3rd	Mccracken, Geoffrey	47	United Kingdom		1:31.78 q	
4th	Strilchuk, Michael	40	Canada		1:36.12 q	
5th	Hellriegel, Peter	45	Germany		1:38.69 q	
6th	Wong, Yim Wah	42	Hong Kong		1:39.17 q	
7th	Ebersold, Herve	47	France		2:01.07 q	
---	Pulik, Ran	41	United Kingdom		DQ	
---	Sartori, Lorenzo	48	Italy		DQ	
Men 40-49 50 LC Metre Butterfly		Age	Country	Preliminary	Final	WTG WR
1st	Strilchuk, Michael	40	Canada		33.69	*
2nd	Velasco, Ray	46	United States of America		33.75	
3rd	Krucso, Zsolt	44	Hungary		34	
4th	Warren, Peter	42	United Kingdom		36.74	
5th	Lewandowski, Andrzej	40	Poland		38.05	
6th	Silva Santos, Rui Verissimo	45	Portugal		47.88	
7th	Arevalo Valderrama, Fabio	47	Netherlands		48.8	
8th	Deakin, Stephen	48	United Kingdom		53.05	

Men 40-49 200 LC Metre IM		Age	Country	Preliminary	Final	WTG WR
1st	Mccracken, Geoffrey	47	United Kingdom		03:09.3	
2nd	Strilchuk, Michael	40	Canada		03:17.8	
3rd	Lewandowski, Andrzej	40	Poland		03:23.7	
4th	Warren, Peter	42	United Kingdom		03:34.6	
5th	Van Ek, Aris Jan	47	Netherlands		03:51.2	
6th	Wong, Yim Wah	42	Hong Kong		03:55.0	
7th	Arevalo Valderrama, Fabio	47	Netherlands		03:56.6	
8th	Silva Santos, Rui Verissimo	45	Portugal		04:52.5	
9th	Deakin, Stephen	48	United Kingdom		05:21.1	
---	Velasco, Ray	46	United States of America		DQ	
Men 50-59 50 LC Metre Freestyle Final		Age	Country	Preliminary	Final	WTG WR
Finals						
1st	Headley, Loyd	58	Netherlands	33.17	31.83	
2nd	Moore, Harold Philip	54	South Africa	33.62	32.62	
3rd	Lu, Jinxiang	52	China	33.33	33.54	
4th	Kreilkamp, Peter	50	Germany	37.57	34.42	
5th	McKay, Iain	50	Australia	34.91	34.7	
6th	Randerson, Simon	52	United Kingdom	35.49	35.54	
7th	Caraoghlanian, Alberto	53	Argentina	36.74	37.46	
8th	Simmons, David	55	United States of America	38.65	38.47	
Preliminaries						
9th	Cash, Gregory	58	Australia	41.14		
10th	Hilder, Gerald	53	Australia	43.23		
11th	Fung, Wing Po	59	Hong Kong	46.13		
12th	Drevikovskiy, Tomas	59	Czech Republic	53.3		
13th	Vatovec, Vleo	52	Slovenia	55.9		
14th	Meslin, Jacky	52	France	57.73		
Men 50-59 50 LC Metre Freestyle Preliminary		Age	Country	Preliminary	Final	WTG WR
Preliminaries						
1st	Headley, Loyd	58	Netherlands		33.17 q	
2nd	Lu, Jinxiang	52	China		33.33 q	
3rd	Moore, Harold Philip	54	South Africa		33.62 q	
4th	McKay, Iain	50	Australia		34.91 q	
5th	Randerson, Simon	52	United Kingdom		35.49 q	
6th	Caraoghlanian, Alberto	53	Argentina		36.74 q	
7th	Kreilkamp, Peter	50	Germany		37.57 q	
8th	Simmons, David	55	United States of America		38.65 q	
9th	Cash, Gregory	58	Australia		41.14	
10th	Hilder, Gerald	53	Australia		43.23	
11th	Fung, Wing Po	59	Hong Kong		46.13	
12th	Drevikovskiy, Tomas	59	Czech Republic		53.3	
13th	Vatovec, Vleo	52	Slovenia		55.9	
14th	Meslin, Jacky	52	France		57.73	
Men 50-59 100 LC Metre Freestyle		Age	Country	Preliminary	Final	WTG WR
1st	Headley, Loyd	58	Netherlands		01:14.2	
2nd	Klahn, William	55	United States of America		01:19.6	
3rd	Moore, Harold Philip	54	South Africa		01:19.9	
4th	McKay, Iain	50	Australia		01:20.7	
5th	Randerson, Simon	52	United Kingdom		01:24.2	
6th	Lai, Shurong	52	China		01:26.1	
7th	Drevikovskiy, Tomas	59	Czech Republic		02:17.0	
Men 50-59 200 LC Metre Freestyle		Age	Country	Preliminary	Final	WTG WR
1st	Gill, Jim	53	United States of America		02:38.6	*
2nd	O'Hagan, Turlough	53	United Kingdom		02:50.3	
3rd	McKay, Iain	50	Australia		02:56.8	
4th	Klahn, William	55	United States of America		03:08.6	
5th	Moore, Harold Philip	54	South Africa		03:10.4	
6th	Cash, Gregory	58	Australia		03:55.6	
Men 50-59 400 LC Metre Freestyle		Age	Country	Preliminary	Final	WTG WR
1st	Gill, Jim	53	United States of America		05:44.2	*
2nd	O'Hagan, Turlough	53	United Kingdom		05:49.6	
3rd	McKay, Iain	50	Australia		06:30.4	
4th	Moore, Harold Philip	54	South Africa		06:35.5	
5th	Klahn, William	55	United States of America		07:07.0	
6th	Zinnecker, Klaus	53	Germany		07:52.0	
7th	Gontrand, Jean-Dominique	51	France		08:41.8	
8th	Hilder, Gerald	53	Australia		09:20.2	

Men 50-59 50 LC Metre Backstroke		Age	Country	Preliminary	Final	WTG WR
1st	Michel, Thierry	51	France		38.79	
2nd	Randerson, Simon	52	United Kingdom		41.42	
3rd	Zinnecker, Klaus	53	Germany		47.74	
4th	Whiskerd, Wayne	52	United Kingdom		50.33	
5th	Lu, Jinxiang	52	China		50.8	
6th	Kirkland, Barry	57	United States of America		50.97	
7th	Fung, Wing Po	59	Hong Kong		51.55	
8th	Vatovec, Vleo	52	Slovenia		01:03.2	
Men 50-59 100 LC Metre Backstroke		Age	Country	Preliminary	Final	WTG WR
1st	O'Hagan, Turlough	53	United Kingdom		01:29.0	*
2nd	Randerson, Simon	52	United Kingdom		01:36.9	
3rd	Kirkland, Barry	57	United States of America		01:53.4	
4th	Whiskerd, Wayne	52	United Kingdom		02:04.2	
Men 50-59 50 LC Metre Breaststroke Final		Age	Country	Preliminary	Final	WTG WR
Finals						
1st	Michel, Thierry	51	France	45.69	39.06	
2nd	Klahn, William	55	United States of America	40.34	39.8	
3rd	Lu, Jinxiang	52	China	46.27	39.85	
4th	Kreilkamp, Peter	50	Germany	43.91	43.01	
5th	Benson, Rob	53	Australia	46.98	46.04	
6th	Kirkland, Barry	57	United States of America	48.43	47.02	
7th	Fung, Wing Po	59	Hong Kong	50.93	48.6	
8th	Sem, Chak Ping	57	Hong Kong	51.47	52.67	
Preliminaries						
9th	Pontonier, Marc	54	France	52.96		
10th	Charretier, Pierre	57	France	58.77		
11th	Cheng, Wai Lun William	56	Hong Kong	01:01.0		
12th	Drevikovsky, Tomas	59	Czech Republic	01:02.4		
---	Lai, Shurong	52	China	DQ		
Men 50-59 50 LC Metre Breaststroke Preliminary		Age	Country	Preliminary	Final	WTG WR
Preliminaries						
1st	Klahn, William	55	United States of America		40.34 q	
2nd	Kreilkamp, Peter	50	Germany		43.91 q	
3rd	Michel, Thierry	51	France		45.69 q	
4th	Lu, Jinxiang	52	China		46.27 q	
5th	Benson, Rob	53	Australia		46.98 q	
6th	Kirkland, Barry	57	United States of America		48.43 q	
7th	Fung, Wing Po	59	Hong Kong		50.93 q	
8th	Sem, Chak Ping	57	Hong Kong		51.47 q	
9th	Pontonier, Marc	54	France		52.96	
10th	Charretier, Pierre	57	France		58.77	
11th	Cheng, Wai Lun William	56	Hong Kong		01:01.0	
12th	Drevikovsky, Tomas	59	Czech Republic		01:02.4	
---	Lai, Shurong	52	China		DQ	
Men 50-59 100 LC Metre Breaststroke Final		Age	Country	Preliminary	Final	WTG WR
Finals						
1st	Michel, Thierry	51	France	01:42.1	01:28.5	*
2nd	Gill, Jim	53	United States of America	01:39.0	01:29.0	
3rd	Lu, Jinxiang	52	China	01:31.7	01:30.5	
4th	O'Hagan, Turlough	53	United Kingdom	01:42.5	01:35.2	
5th	Klahn, William	55	United States of America	01:40.7	01:35.6	
6th	Fung, Wing Po	59	Hong Kong	01:47.6	01:48.0	
7th	Benson, Rob	53	Australia	01:54.4	01:54.7	
8th	Kirkland, Barry	57	United States of America	01:56.2	01:58.2	
Preliminaries						
9th	Pontonier, Marc	54	France	02:11.3		
10th	Charretier, Pierre	57	France	02:22.5		
---	Mohr, Max	58	Australia	DQ		
---	Drevikovsky, Tomas	59	Czech Republic	DQ		
---	Lai, Shurong	52	China	DQ		
---	Najib, Chabbouh	56	Tunisia	DNF		

Men 50-59 100 LC Metre Breaststroke Preliminary		Age	Country	Preliminary	Final	WTG WR
Preliminaries						
1st	Lu, Jinxiang	52	China		1:31.67 q	
2nd	Gill, Jim	53	United States of America		1:39.04 q	
3rd	Klahn, William	55	United States of America		1:40.68 q	
4th	Michel, Thierry	51	France		1:42.11 q	
5th	O'Hagan, Turlough	53	United Kingdom		1:42.50 q	
6th	Fung, Wing Po	59	Hong Kong		1:47.57 q	
7th	Benson, Rob	53	Australia		1:54.38 q	
8th	Kirkland, Barry	57	United States of America		1:56.19 q	
9th	Pontonier, Marc	54	France		02:11.3	
10th	Charretier, Pierre	57	France		02:22.5	
---	Mohr, Max	58	Australia		DQ	
---	Drevikovsky, Tomas	59	Czech Republic		DQ	
---	Lai, Shurong	52	China		DQ	
---	Najib, Chabbouh	56	Tunisia		DNF	
Men 50-59 50 LC Metre Butterfly		Age	Country	Preliminary	Final	WTG WR
1st	Gill, Jim	53	United States of America		33.51	*
2nd	Lu, Jinxiang	52	China		38.87	
3rd	Moore, Harold Philip	54	South Africa		39.45	
4th	Kreilkamp, Peter	50	Germany		41.9	
5th	Charretier, Pierre	57	France		01:13.6	
---	Vatovec, Vleo	52	Slovenia		DQ	
Men 50-59 200 LC Metre IM		Age	Country	Preliminary	Final	WTG WR
1st	Gill, Jim	53	United States of America		02:54.6	*
2nd	O'Hagan, Turlough	53	United Kingdom		03:15.1	
3rd	Randerson, Simon	52	United Kingdom		04:00.2	
Men 60-69 50 LC Metre Freestyle		Age	Country	Preliminary	Final	WTG WR
1st	Baker, Lawrence	61	Australia		35.59	
2nd	Waters, Howard	62	United Kingdom		36.06	
3rd	Carpenter, Clive	66	United Kingdom		46.69	
4th	Uotinen, Veijo	63	Finland		47.02	
5th	Mok, Kam Chuen	67	Hong Kong		57.02	
Men 60-69 100 LC Metre Freestyle		Age	Country	Preliminary	Final	WTG WR
1st	Baker, Lawrence	61	Australia		01:23.1	*
2nd	Waters, Howard	62	United Kingdom		01:31.5	
3rd	Crisuolo, Matthew	65	United States of America		01:44.8	
4th	Pohjonen, Antero	63	Finland		01:45.1	
5th	Burgio, David	66	United States of America		01:50.9	
6th	Carpenter, Clive	66	United Kingdom		01:53.1	
Men 60-69 200 LC Metre Freestyle		Age	Country	Preliminary	Final	WTG WR
1st	Baker, Lawrence	61	Australia		03:17.5	*
2nd	Cantoni, Roberto	62	Italy		03:37.7	
3rd	Crisuolo, Matthew	65	United States of America		03:49.8	
4th	Pohjonen, Antero	63	Finland		04:05.0	
5th	Trafford, John	63	United Kingdom		04:13.3	
6th	Carpenter, Clive	66	United Kingdom		04:13.3	
7th	Petrick, John	60	United States of America		04:18.9	
8th	Hollins, Bill	62	United Kingdom		04:34.3	
9th	Duin, Johan	66	Netherlands		04:51.0	
Men 60-69 400 LC Metre Freestyle		Age	Country	Preliminary	Final	WTG WR
1st	Baker, Lawrence	61	Australia		07:21.5	
2nd	Cantoni, Roberto	62	Italy		07:53.2	
3rd	Crisuolo, Matthew	65	United States of America		08:38.2	
4th	Carpenter, Clive	66	United Kingdom		09:18.9	
5th	Hollins, Bill	62	United Kingdom		09:53.3	
6th	Duin, Johan	66	Netherlands		09:53.8	
Men 60-69 50 LC Metre Backstroke		Age	Country	Preliminary	Final	WTG WR
1st	Waters, Howard	62	United Kingdom		49.99	
2nd	Suard, Jean-Pierre	60	France		53.09	
3rd	Cantoni, Roberto	62	Italy		53.9	
4th	Hollins, Bill	62	United Kingdom		56.28	
5th	Trioulaire, Roger	61	France		59.03	
6th	Burgio, David	66	United States of America		59.22	
7th	Crisuolo, Matthew	65	United States of America		01:01.5	
8th	Mok, Kam Chuen	67	Hong Kong		01:06.4	

Men 60-69 100 LC Metre Backstroke		Age	Country	Preliminary	Final	WTG WR
1st	Baker, Lawrence	61	Australia		01:52.0	
2nd	Suard, Jean-Pierre	60	France		01:59.6	
3rd	Hollins, Bill	62	United Kingdom		02:04.2	
4th	Trioulaire, Roger	61	France		02:16.4	
5th	Crisuolo, Matthew	65	United States of America		02:17.6	
6th	Mok, Kam Chuen	67	Hong Kong		03:01.5	
Men 60-69 50 LC Metre Breaststroke Final		Age	Country	Preliminary	Final	WTG WR
Finals						
1st	Waters, Howard	62	United Kingdom	47.48	46.35	
2nd	Cantoni, Roberto	62	Italy	49.37	48.97	
3rd	Trafford, John	63	United Kingdom	52.64	52.62	
4th	Stoetzer, Peter	67	Germany	58.02	52.92	
5th	Duin, Johan	66	Netherlands	56.26	55.13	
6th	Uotinen, Veijo	63	Finland	57.76	57.24	
7th	Metcalfe, Thomas	61	Ireland	56.45	57.89	
Preliminaries						
---	Wong, Sing	61	Hong Kong	DQ		
---	Trioulaire, Roger	61	France	DQ		
Men 60-69 50 LC Metre Breaststroke Preliminary		Age	Country	Preliminary	Final	WTG WR
Preliminaries						
1st	Waters, Howard	62	United Kingdom		47.48 q	
2nd	Cantoni, Roberto	62	Italy		49.37 q	
3rd	Trafford, John	63	United Kingdom		52.64 q	
4th	Duin, Johan	66	Netherlands		56.26 q	
5th	Metcalfe, Thomas	61	Ireland		56.45 q	
6th	Uotinen, Veijo	63	Finland		57.76 q	
7th	Stoetzer, Peter	67	Germany		58.02 q	
---	Wong, Sing	61	Hong Kong		DQ	
---	Trioulaire, Roger	61	France		DQ	
Men 60-69 100 LC Metre Breaststroke		Age	Country	Preliminary	Final	WTG WR
1st	Waters, Howard	62	United Kingdom		01:53.7	
2nd	Trafford, John	63	United Kingdom		01:56.3	
3rd	Duin, Johan	66	Netherlands		02:08.0	
4th	Stoetzer, Peter	67	Germany		02:13.8	
5th	Salminen, Pertti	63	Finland		02:53.9	
---	Zhang, Jinghui	62	China		DQ	
---	Wohl, Bill	62	United States of America		DQ	
Men 60-69 50 LC Metre Butterfly		Age	Country	Preliminary	Final	WTG WR
1st	Burgio, David	66	United States of America		55.83	
2nd	Suard, Jean-Pierre	60	France		57.33	
---	Mok, Kam Chuen	67	Hong Kong		DQ	
Men 60-69 200 LC Metre IM		Age	Country	Preliminary	Final	WTG WR
1st	Suard, Jean-Pierre	60	France		04:01.4	
---	Mok, Kam Chuen	67	Hong Kong		DQ	
Men 70 & Over 100 LC Metre Freestyle		Age	Country	Preliminary	Final	WTG WR
1st	Patten, Ian	76	Australia		02:05.2	**
Men 70 & Over 200 LC Metre Freestyle		Age	Country	Preliminary	Final	WTG WR
1st	Patten, Ian	76	Australia		04:46.3	**
Men 70 & Over 400 LC Metre Freestyle		Age	Country	Preliminary	Final	WTG WR
1st	Patten, Ian	76	Australia		10:44.3	**
Men 70 & Over 100 LC Metre Backstroke		Age	Country	Preliminary	Final	WTG WR
1st	Patten, Ian	76	Australia		02:37.7	**
Men 70 & Over 100 LC Metre Breaststroke		Age	Country	Preliminary	Final	WTG WR
1st	Patten, Ian	76	Australia		03:02.7	**

Men 200 LC Metre Freestyle Relay		Age	Country	Preliminary	Final	WTG WR
1st	United Kingdom A		United Kingdom		01:55.0	*
2nd	United States of America A		United States of America		01:56.8	
--	United Kingdom B		United Kingdom		02:00.7	
3rd	Australia A		Australia		02:05.2	
4th	South Africa A		South Africa		02:11.1	
5th	Argentina A		Argentina		02:13.9	
--	United Kingdom C		United Kingdom		02:14.9	
6th	Netherlands A		Netherlands		02:15.7	
7th	France A		France		02:21.1	
--	United States of America B		United States of America		02:23.0	
--	United Kingdom E		United Kingdom		02:24.0	
--	Australia B		Australia		02:26.8	
8th	Canada A		Canada		02:31.4	
--	United States of America C		United States of America		02:33.3	
--	United Kingdom D		United Kingdom		02:34.0	
--	France B		France		03:11.4	
---	Italy A		Italy		DQ	
Men 200 LC Metre Medley Relay		Age	Country	Preliminary	Final	WTG WR
1st	United Kingdom A		United Kingdom		02:13.8	*
2nd	United States of America A		United States of America		02:17.9	
--	United Kingdom B		United Kingdom		02:21.2	
3rd	Australia A		Australia		02:26.0	
--	United States of America B		United States of America		02:30.4	
--	United Kingdom C		United Kingdom		02:34.9	
4th	South Africa A		South Africa		02:40.7	
5th	Netherlands A		Netherlands		02:45.6	
6th	France A		France		02:46.7	
7th	Italy A		Italy		02:59.1	
--	United Kingdom D		United Kingdom		03:01.6	

NOTE: ONLY ONE MEDAL PER COUNTRY CAN BE AWARDED IN RELAY EVENTS

* WORLD TRANSPLANT GAMES WORLD RECORD

** WORLD TRANSPLANT GAMES NEW WORLD RECORD (NO WORLD RECORD PREVIOUSLY RECORDED)



XVII World Transplant Games Table Tennis Results

SINGLES			
Category: 11 & Under Male Juniors Singles		<i>Country</i>	<i>Medal</i>
1st	Jayten Tairua	New Zealand	Gold
2nd	Liam Park	Australia	Silver
3rd	Adam Smith	Australia	Bronze
4th	Louis Hehr	Australia	
Category: 12 - 14 Female Juniors Singles		<i>Country</i>	<i>Medal</i>
1st	Beth Kiley	Australia	Gold
2nd	Devan Cruickshanks	Canada	Silver
3rd	Bernice Allan	Australia	Bronze
Category: 12 - 14 Male Juniors Singles		<i>Country</i>	<i>Medal</i>
1st	Oliver Crawley	United Kingdom	Gold
2nd	Matthew Mokoroa	New Zealand	Silver
3rd	Christopher Milliard	Canada	Bronze
4th	Jacob Kingdon-Cramer	Canada	
Category: 15 - 17 Female Juniors Singles		<i>Country</i>	<i>Medal</i>
1st	Jade Carr	United Kingdom	Gold
2nd	Katie Sutherland	Canada	Silver
3rd	Rachel Curran	United Kingdom	Bronze
Category: 15 - 17 male Juniors Singles		<i>Country</i>	<i>Medal</i>
1st	Stijn Oosterholt	Netherlands	Gold
2nd	Frank Woltjes	Netherlands	Silver
3rd	Kin Long Nam	Hong Kong	Bronze
Category: 18 - 29 Female Adult Singles		<i>Country</i>	<i>Medal</i>
1st	Domaniewska Dorota	Poland	Gold
2nd	Monica Fugelsang	Norway	Silver
3rd	Stephanie Keustermans	Belgium	Bronze
4th	Sacha Wettenhall	New Zealand	4th Place
Category: 18 - 29 Male Adult Singles		<i>Country</i>	<i>Medal</i>
1st	Darren Anderson	United Kingdom	Gold
2nd	Thomas Spencer	United Kingdom	Silver
3rd	Paul Bill	United Kingdom	Bronze
4th	Blai Signes Fortes	Spain	4th Place
Category: 30 - 39 Female Adult Singles		<i>Country</i>	<i>Medal</i>
1st	Melissa Slaney	United Kingdom	Gold
2nd	Irma Toth	Hungary	Silver
3rd	Gladys Bernal	Singapore	Bronze
4th	Supanee Sartprasert	Thailand	4th Place
Category: 30 - 39 Male Adult Singles		<i>Country</i>	<i>Medal</i>
1st	Anders Billstrom	Sweden	Gold
2nd	Robert Juneau	United States of America	Silver
3rd	Lee Kin Ming	Hong Kong	Bronze
4th	Maciej Ayto	Poland	4th Place
Category: 40 - 49 Female Adult Singles		<i>Country</i>	<i>Medal</i>
1st	Aliz Horvath	Hungary	Gold
2nd	Lee Yin Ha	Hong Kong	Silver
3rd	Ilonka Burja	Hungary	Bronze
4th	Carmen Alagro	Hungary	4th Place

XVII WORLD TRANSPLANT GAMES

Category: 40 - 49 Male Adult Singles		Country	Medal
1st	Piotr Chojnacki	Poland	Gold
2nd	Janos Szendi	Hungary	Silver
3rd	Richard Swindell	United Kingdom	Bronze
4th	Wilko Busschers	Netherlands	4th Place
Category: 50 - 59 Female Adult Singles		Country	Medal
1st	Grace Newman	United Kingdom	Gold
2nd	Erika Langbauer	Austria	Silver
3rd	Maggie Gambrill	United Kingdom	Bronze
Category: 50 - 59 Male Adult Singles		Country	Medal
1st	Zhang Xiaoyang	China	Gold
2nd	Martin Chiew	Australia	Silver
3rd	Tom Molloy	United Kingdom	Bronze
Category: 60 - 69 Female Adult Singles		Country	Medal
1st	Annemarie Albrecht	Germany	Gold
2nd	So Pui Yee	Hong Kong	Silver
3rd	Lau Kin Ping	Hong Kong	Bronze
Category: 60 - 69 Male Adult Singles		Country	Medal
1st	Kiyotoshi Fukasawa	Japan	Gold
2nd	Kim Pheng Yeo	Singapore	Silver
3rd	Terry Wright	United Kingdom	Bronze
Category: 70+ Female Adult Singles		Country	Medal
1st	Ersilia Bancovich	Australia	Gold
Category: 70+ Male Adult Singles		Country	Medal
1st	Ivo Babic	Canada	Gold
2nd	Sam Wong	Australia	Silver
3rd	Mervin Chen	Canada	Bronze

DOUBLES			
Category: 18 - 29 Male Doubles		Country	Medal
1st	Paul Bill/Matthew Lynch	United Kingdom	Gold
2nd	Thomas Spencer/Darren Anderson	United Kingdom	Silver
3rd	Erik Lintula/Jere Kettunen	Finland	Bronze
4th	Rene Leeflang/Stijn Oosterholt	Netherlands	
5th	Matthew Scott/Glen Teague	Australia	
Category: 30 - 39 Male Doubles		Country	Medal
1st	Maciej Ayto/Piotr Chojnacki	Poland	Gold
2nd	Janos Csuti/Laszlo Bot	Hungary	Silver
3rd	Martin Coolen/Wilko Busschers	Netherlands	Bronze
4th	Dominique Barraux/Christophe Meunier	France	4th Place
Category: 40 - 49 Female Doubles		Country	Medal
1st	Ilonka Burja/Aliz Horvath	Hungary	Gold
2nd	Teresa White/Grace Newman	United Kingdom	Silver
3rd	Judit Dobos/Carmen Almagro	Hungary	Bronze
Category: 40 - 49 Male Doubles		Country	Medal
1st	Janos Szendi/Istvan Nagy	Hungary	Gold
2nd	Boris Pusnik/Josko Simic	Slovenia	Silver
3rd	Yong Sze Teck/Lim Meng Thye	Malaysia	Bronze
4th	Hamish Barrie/Frank Clarke	United Kingdom	4th Place
Category: 50 - 59 Female Doubles		Country	Medal
1st	Allison Cliffe/Maggie Gambrill	United Kingdom	Gold
Category: 50 - 59 Male Doubles		Country	Medal
1st	Tom Molloy/Derek Robinson	United Kingdom	Gold
2nd	Edward Brown/Martin Chiew	Australia	Silver
3rd	Sandor Pora/Gyorgy Szekely	Hungary	Bronze
Category: 60 - 69 Female Doubles		Country	Medal
1st	Lau Kin Ping/So Pui Yee	Hong Kong	Gold
Category: 60 - 69 Male Doubles		Country	Medal
1st	Yeo Kim Pheng/Chua Kok Hin	Singapore	Gold
2nd	George Hobson/Sam Wong	Australia	Silver
Category: 70+ Male Doubles		Country	Medal
1st	Mervin Chen/Ivo Babic	Canada	Gold
Category: Mixed Doubles		Country	Medal
1st	Lee Yin Ha/Lee Kin Ming	Hong Kong	Gold
2nd	Chan How Kiat/Gladys Bernal	Singapore	Silver
3rd	Irma Toth/Karoly Ferencz	Hungary	Bronze



XVII World Transplant Games Tennis Results

SINGLES			
Single, Female Juniors 9 - 11	<i>Name</i>	<i>Country</i>	<i>Medal</i>
1st	Julia Woolf	Australia	Gold
Single, Female Juniors 12-14	<i>Name</i>	<i>Country</i>	<i>Medal</i>
1st	Bernice Allan	Australia	Gold
Single, Female Juniors 15-17	<i>Name</i>	<i>Country</i>	<i>Medal</i>
1st	Emilie Dafflon	Switzerland	Gold
2nd	Katie Hodge	New Zealand	Silver
Single, Female 18 - 29	<i>Name</i>	<i>Country</i>	<i>Medal</i>
1st	Hilde Dorman	Netherlands	Gold
2nd	Hilary Hoagwood	United States of America	Silver
3rd	Sacha Wettenhall	New Zealand	Bronze
Single, Female 30 - 39	<i>Name</i>	<i>Country</i>	<i>Medal</i>
1st	Kerrin Litchfield	Australia	Gold
2nd	Patricia Cifuentes	France	Silver
Single, Female 40 - 49	<i>Name</i>	<i>Country</i>	<i>Medal</i>
1st	Justine Hunt	Australia	Gold
2nd	Judit Dobos	Hungary	Silver
3rd	Leslie Petter	Canada	Bronze
Single, Female 50 - 59	<i>Name</i>	<i>Country</i>	<i>Medal</i>
1st	Monika Baeker	Germany	Gold
2nd	Alison Cliffe	United Kingdom	Silver
3rd	Jutta Ludwig	Australia	Bronze
Single, Male 12 - 14	<i>Name</i>	<i>Country</i>	<i>Medal</i>
1st	Thomas Steggink	Netherlands	Gold
2nd	Tom Rennell	Australia	Silver
3rd	John Frias	Canada	Bronze
Single, Male 15 - 17	<i>Name</i>	<i>Country</i>	<i>Medal</i>
1st	Frank Woltjes	Netherlands	Gold
2nd	Matthew Lynch	United Kingdom	Silver
3rd	Stijn Oosterholt	Netherlands	Bronze
Single, Male 18 - 29	<i>Name</i>	<i>Country</i>	<i>Medal</i>
1st	Paul Bill	United Kingdom	Gold
2nd	Ian Kamphuis	United States of America	Silver
3rd	Bob Kallen	Netherlands	Bronze
Single, Male 30 - 39	<i>Name</i>	<i>Country</i>	<i>Medal</i>
1st	Ariel Baragiola	Argentina	Gold
2nd	David Van Den Burg	South Africa	Silver
3rd	Andrew McGarry	United Kingdom	Bronze
Single, Male 40 - 49	<i>Name</i>	<i>Country</i>	<i>Medal</i>
1st	Ian Harding	United Kingdom	Gold
2nd	Jozef Franer	Slovak Republic	Silver
3rd	Eric Lintula	Finland	Bronze
3rd	Piotr Chojnacki	Poland	Bronze
Single, Male 50 - 59	<i>Name</i>	<i>Country</i>	<i>Medal</i>
1st	Dominique Barraux	France	Gold
2nd	Miguel Monteiro	Portugal	Silver
3rd	Walter Wagels	Germany	Bronze
Single, Male 60 - 69	<i>Name</i>	<i>Country</i>	<i>Medal</i>
1st	Terry Donovan	Australia	Gold
2nd	Michael Foster	United Kingdom	Silver
3rd	Kees Van Helden	Netherlands	Bronze

DOUBLES			
Doubles, Male 18 - 29	Name	Country	Medal
1st	Paul Bill – Mathew Lynch	United Kingdom	Gold
2nd	Bob Kallan – Frank Woltjes	Netherlands	Silver
3rd	Facundo Brandana- Monti Eduardo	Argentina	Bronze
Doubles, Male 30 - 39	Name	Country	Medal
1st	Ariel Baragiola – Gaton Diaz	Argentina	Gold
2nd	Andrew Knox – Andrew McGarry	United Kingdom	Silver
3rd	Luis Guedes – Miguel Monterio	Portugal	Bronze
Doubles, Male 40 - 49	Name	Country	Medal
1st	Ian Harding – Amajit Sehmbi	United Kingdom	Gold
2nd	Grzegorz Biecharczyk – Piotr Chojnacki	Poland	Silver
3rd	Rudolf Dorst – Ruurd Valkenburg	Netherlands	Bronze
Doubles, Male 50 - 59	Name	Country	Medal
1st	Colin Mitchell – Derek Robinson	United Kingdom	Gold
2nd	Ricardo Arce – Alberto Caraoghlanian	Argentina	Silver
3rd	Berend Davelaar – Kees Van Helden	Netherlands	Bronze
Doubles, Woman 30 - 39	Name	Country	Medal
1st	Justine Hunt – Kerrin Litchfield	Australia	Gold
2nd	Claire Downer – Theresa White	United Kingdom	Silver
Doubles, Woman 50 - 59	Name	Country	Medal
1st	Ronwyn Davies – Brenda Gilbert	Australia	Gold
Mixed Doubles	Name	Country	Medal
1st	Judit Donos – Tamas Kegal	Hungary	Gold
2nd	Hilde Dorman - Glenn Dijkers	Netherlands	Silver
3rd	Rosana Mateos – Diego Valenzuela	Argentina	Bronze



XVII World Transplant Games Volleyball Results

INDOOR FINAL

<i>Placing</i>	<i>Country</i>
Gold	Netherlands
Silver	Hungary
Bronze	Argentina
4th Place	United Kingdom
5th Place	Italy
6th Place	Canada
7th Place	USA
8th Place	Finland
9th Place	Australia

BEACH FINAL

<i>Placing</i>	<i>Country</i>
Gold	Italy
Silver	Netherlands
Bronze	Argentina
4th Place	United States of America
5th Place	Japan
6th Place	Australia
7th Place	United Kingdom