

# 2015 World Transplant Games

## Mar Del Plata, Argentina

### Results

[This collection of results was obtained from information made available online during and after the 2015 World Transplant Games]



Juegos Mundiales para Trasplantados  
**ARGENTINA**  
MAR DEL PLATA 2015





## ATHLETICS

Event: 100 meters F Serie: Final CATEGORY: 12 to 14 Wind: +3,2

Nro	Name	Country	Birth	Line	Mark	Pos
110	Kristen Henry	South Africa	30/10/2001	5	14,52	1
104	Marina Piske	Germany	15/04/2003	3	16,7	2
108	Stz Line SO	Hong Kong	03/09/2001	4	17,54	3

Event: 100 meters F Serie: Final CATEGORY: 15 to 17 Wind: +3,9

Nro	Name	Country	Birth	Line	Mark	Pos
183	Juliana de los Angeles Credend	Argentina	24/11/1999	3	14,89	1
188	Jeanne Carles	France	07/02/1999	4	15,43	2
189	Lilia Rechache	France	15/01/2000	5	17,24	3
204	Ayesha Brookes	Great Britain & NI	31/12/1997	2	17,99	4
190	Raffaella Leccacorvi	France	08/02/1999	6	DNS	
104	Marina Piske	Germany	15/04/2003	7	DNS	

Event: 100 meters F Serie: Final CATEGORY: 18 to 29 Wind: +2,5

Nro	Name	Country	Birth	Line	Mark	Pos
327	Emma Hilton	Great Britain & NI	09/02/1990	3	13,61	1
386	Suretha Maartens	South Africa	06/05/1987	6	14,02	2
366	Claudia Reuvers	Netherlands	13/07/1992	5	14,18	3
292	ESTEFANÍA LIBONATTI	Argentina	07/11/1987	1	14,89	4
357	Masoumeh Rezaei	Iran	02/06/1988	4	15,75	5
296	Jesica Celeste Castro	Argentina	29/03/1988	2	19,27	6
389	Lily Jones	Switzerland	17/01/1990	7	DNS	
365	BASANTI LAMA	Nepal	29/08/1988	8	DNS	

Event: 100 meters F Serie: Final CATEGORY: 30 to 39 Wind: +2,3

Nro	Name	Country	Birth	Line	Mark	Pos
731	Emma Wiltshire	Great Britain & NI	25/07/1984	6	13,72	1
772	Shima Shahmansouri	Iran	08/07/1984	7	14,98	2
719	Pinja Söyriälä	Finland	14/01/1984	5	15,46	3
717	Lotta Pukkila	Finland	24/03/1983	4	16,53	4
693	MARÍA ELENA MEDINA	Argentina	12/08/1985	3	18,00	5

Event: 100 meters F Serie: Final CATEGORY: 40 to 49 Wind: +3,2

Nro	Name	Country	Birth	Line	Mark	Pos
1565	Liège Pereira Gautério	Brazil	10/02/1973	2	14,30	1
1202	Petra Vovesna	Czech Republic	02/03/1974	6	15,01	2
1198	Katarina McAndrew	Canada	02/01/1969	5	17,00	3
1236	Zoe Dixon	Great Britain & NI	27/09/1968	7	17,30	4
1300	Jatuporn Sukjom	Thailand	16/11/1973	8	19,82	5
1187	DNICA CARINA BARRIONUE	Argentina	07/08/1975	3	DNS	
1272	ADELA ROA	Argentina	03/07/1966	4	DNS	

Event: 100 meters F Serie: Final CATEGORY: 50 to 59 Wind: +2,6

Nro	Name	Country	Birth	Line	Mark	Pos
1765	Helen Tasker	Great Britain & NI	08/02/1963	7	16,66	1
1684	ELVIRA MENDIBURU	Argentina	10/12/1957	5	17,09	2
1720	Margaret Benson	Canada	15/07/1959	6	19,31	3
1705	Sandra Bibiana Pawliska	Argentina	03/03/1964	3	19,50	4
1708	ZULMA GRACIELA CORRAD	Argentina	02/02/1965	2	22,42	5
1834	Nombeko Mirriam Rwaxa	South Africa	07/09/1958	8	23,78	6
1696	MARÍA MARGARITA BURGOS	Argentina	07/06/1958	4	DNS	

Event: 100 meters F Serie: Final CATEGORY: 60 to 69 Wind: +3,7

Nro	Name	Country	Birth	Line	Mark	Pos
2181	Geneviève Anthamatten	Switzerland	06/10/1952	6	19,31	1
2159	Sandra Tiley	Great Britain & NI	21/08/1951	5	19,73	2
2157	Nicola Maskens	Great Britain & NI	06/09/1954	4	24,45	3
2122	LILIANA NOEMI ZELASQUI	Argentina	05/08/1955	7	DNS	

Event: 100 meters F Serie: Final CATEGORY: 70+ Wind: +3,7

Nro	Name	Country	Birth	Line	Mark	Pos
2399	Barbara Breckenridge	USA	04/02/1943	4	28,24	1

## ATHLETICS

Event: 100 meters M Serie: Final CATEGORY: 12 to 14 Wind: +2,7

Nro	Name	Country	Birth	Line	Mark	Pos
92	Fabrizio Moreschi	Argentina	22/01/2003	3	16,69	2
94	Kaidyn Blair	Canada	24/04/2002	4	15,33	1
95	Tomas Smazak	Czech Republic	22/08/2003	5	18,27	3

Event: 100 meters M Serie: Final CATEGORY: 15 to 17 Wind: +2,4

Nro	Name	Country	Birth	Line	Mark	Pos
205	Brett Gilbert Howburg	South Africa	07/12/1997	8	12,50	1
196	Samuel Pooley	Great Britain & NI	08/02/1999	7	12,83	2
180	Alexis Javier Palacios	Argentina	21/03/1999	1	14,31	3
187	Erwan Meheust	France	11/06/1998	6	14,81	4
181	FACUNDO ISMAEL PENA	Argentina	04/04/2000	3	14,89	5
184	Matias Daniel Ovejero Ramirez	Argentina	05/02/1998	4	15,02	6
182	Julián Esteban Gomez	Argentina	14/12/1999	5	15,80	7

Event: 100 meters M Serie: 1 CATEGORY: 18 to 29 Wind: +4,5

Nro	Name	Country	Birth	Line	Mark	Pos
326	Edwin Yamoah	Great Britain & NI	15/08/1986	4	11,96	1
360	Saeid Sohrabi Kalestani	Iran	27/04/1989	7	12,09	2
347	Sándor Jánka	Hungary	21/07/1989	6	12,11	3
290	Daniel Campos	Argentina	03/03/1997	2	12,40	4
308	Matias Martino	CHILE	01/02/1987	3	13,01	5
379	Johannes Antonie Lombaard	South Africa	07/09/1995	8	13,07	6
342	Lok Man Lomond CHU	Hong Kong	28/11/1990	5	13,15	7

Event: 100 meters M Serie: 2 CATEGORY: 18 to 29 Wind: +3,2

Nro	Name	Country	Birth	Line	Mark	Pos
408	Ádám Bálint Velkey-Guth	Hungary	16/09/1991	5	11,82	1
353	Fouad Khouzmi	Iran	28/05/1994	6	12,14	2
384	Martiniq du Preez	South Africa	07/08/1996	8	12,36	3
329	Joe Matthews	Great Britain & NI	27/02/1987	4	13,06	4
311	Hyppolite Sadrin	France	02/07/1997	3	14,07	5
287	EJANDRO DANIEL STAHOS	Argentina	11/03/1987	2	16,49	6
361	Seyed Amir Bahrami Demneh	Iran	14/09/1989	7	DNS	

Event: 100 meters M Serie: Final CATEGORY: 18 to 29 Wind: +9,0



Nro	Name	Country	Birth	Line	Mark	Pos
408	Ádám Bálint Velkey-Guth	Hungary	16/09/1991	4	11,44	1
326	Edwin Yamoah	Great Britain & NI	15/08/1986	5	11,82	2
347	Sándor Jánka	Hungary	21/07/1989	7	11,88	3
360	Saeid Sohrabi Kalestani	Iran	27/04/1989	6	11,98	4
353	Fouad Khouzm	Iran	28/05/1994	3	11,99	5
384	Martinique du Preez	South Africa	07/08/1996	8	12,34	6
308	Matias Martino	CHILE	01/02/1987	1	DNS	
290	Daniel Campos	Argentina	03/03/1997	2	DNS	

Event: 100 meters M Serie: 1 CATEGORY: 30 to 39 Wind: +2,7

Nro	Name	Country	Birth	Line	Mark	Pos
768	Saeid Montazer Parchi	Iran	10/06/1980	6	12.17	1
780	Gijs Geerards	Netherlands	11/11/1979	7	12.97	2
711	Luis Diaz Arias	CHILE	14/02/1985	3	13.14	3
722	Fabrice Dunon	France	16/10/1983	4	13.37	4
814	Nick Condon	Great Britain & NI	30/12/1975	5	13.47	5
690	JUAN MANUEL BORGA	Argentina	10/01/1981	2	DNS	

Event: 100 meters M Serie: 2 CATEGORY: 30 to 39 Wind: +2,3

Nro	Name	Country	Birth	Line	Mark	Pos
732	Garth Lewis	Great Britain & NI	01/12/1983	4	12.95	1

775	FEDERICO SALTON	Italy	29/07/1985	6	13.26	2
747	IOSIF TZOUGANAKIS	Greece	05/07/1976	5	13.46	3
678	RISTIAN WALTER NAVAMUE	Argentina	14/10/1976	2	13.54	4
784	Ivar Ytreland Larsen	Norway	13/04/1984	7	14.18	5
813	Rolando Silva	CHILE	25/11/1975	3	14.81	6

Event: 100 meters M Serie: 3 CATEGORY: 30 to 39 Wind: +1,9

Nro	Name	Country	Birth	Line	Mark	Pos
736	Matthew Cave	Great Britain & NI	10/07/1982	4	12.44	1
751	Ali Hassanshahi	Iran	23/07/1981	5	12.48	2
808	Joshua Bergeron	USA	22/08/1984	7	13.45	3
687	Héctor Castro	Argentina	20/04/1979	2	13.46	4
721	Fabien Toutlemonde	France	05/05/1976	3	15.12	5
777	EDGAR CERNAS	MEXICO	25/10/1978	6	DNS	

Event: 100 meters M Serie: Final CATEGORY: 30 to 39 Wind: +3,2

Nro	Name	Country	Birth	Line	Mark	Pos
768	Saeid Montazer Parchi	Iran	10/06/1980	4	11,99	1
736	Matthew Cave	Great Britain & NI	10/07/1982	6	12,12	2
751	Ali Hassanshahi	Iran	23/07/1981	8	12,33	3
732	Garth Lewis	Great Britain & NI	01/12/1983	3	12,79	4
711	Luis Diaz Arias	CHILE	14/02/1985	1	12,89	5

780	Gijs Geerards	Netherlands	11/11/1979	5	12,91	6
775	FEDERICO SALTON	Italy	29/07/1985	7	12,97	7
722	Fabrice Dunon	France	16/10/1983	2	13,5	8

Event: 100 meters M Serie: 1 CATEGORY: 40 to 49 Wind: +2,2

Nro	Name	Country	Birth	Line	Mark	Pos
1250	Róbert Gelencsér	Hungary	08/03/1971	6	13,76	1
1196	Marcelo Jorge Tavares	Brazil	02/08/1972	9	14,87	2
1220	Mark Swift	Great Britain & NI	27/08/1972	4	15,37	3
1242	NIKOLAOS GRYDAKIS	Greece	01/06/1971	5	15,79	4
1174	ALFREDO EMILIO RUBIA	Argentina	10/01/1967	2	16,41	5
1204	Vaclav Burda	Czech Republic	04/11/1967	1	DNS	
1211	Richard Kombi N Kong	France	03/07/1974	3	DNS	
1270	RODRIGO RIOS	MEXICO	16/10/1973	7	DNS	
1315	Lloyd Tucker	USA	16/11/1967	8	DNS	

Event: 100 meters M Serie: 2 CATEGORY: 40 to 49 Wind: +2,6

Nro	Name	Country	Birth	Line	Mark	Pos
1246	Csaba Zilaj	Hungary	03/01/1973	5	13,72	1
1266	HITOSHI TOTSUKA	Japan	21/01/1969	6	13,86	2
1230	Simon Elmore	Great Britain & NI	16/04/1975	4	14,29	3
1317	Peter Quimby	USA	02/06/1973	8	16,46	4

1216	Sven Taubmann	Germany	04/04/1966	3	18,15	5
1296	Carlo Brüngger	Switzerland	14/12/1971	1	DNS	
1202	Roman Dunda	Czech Republic	21/03/1974	2	DNS	
1338	Ariel Amat	Argentina	01/01/1973	9	DNS	

Event: 100 meters M Serie: Final CATEGORY: 40 to 49 Wind: +2,8

Nro	Name	Country	Birth	Line	Mark	Pos
1250	Róbert Gelencsér	Hungary	08/03/1971	4	12,48	1
1246	Csaba Zilaj	Hungary	03/01/1973	5	12,99	2
1266	HITOSHI TOTSUKA	Japan	21/01/1969	6	13,87	3
1196	Marcelo Jorge Tavares	Brazil	02/08/1972	3	14,47	4
1242	NIKOLAOS GRYDAKIS	Greece	01/06/1971	2	15,43	5
1220	Mark Swift	Great Britain & NI	27/08/1972	1	15,5	6
1174	ALFREDO EMILIO RUBIA	Argentina	10/01/1967	7	1:03.50	7
1230	Simon Elmore	Great Britain & NI	16/04/1975	8	DNS	

Event: 100 meters M Serie: Final CATEGORY: 50 to 59 Wind: +2,3

Nro	Name	Country	Birth	Line	Mark	Pos
1775	Vince Taylor	Great Britain & NI	03/07/1962	5	12,69	1
1821	Andrzej Haj	Poland	21/02/1960	7	12,97	2
1805	Andre Lassooij	Netherlands	22/03/1958	6	13,59	3
1725	Rodrigo Diaz Aros	CHILE	24/02/1961	4	14,60	4

1859	Gustavo Vera Ocampo - Alber	Uruguay	03/05/1959	8	15,17	5
1683	Eduardo Cariaga	Argentina	02/11/1962	3	16,54	6
1682	EDGARDO ARIEL MERCADO	Argentina	01/11/1964	1	21,96	7
1688	GUSTAVO ENRIQUE ESCUDEI	Argentina	24/09/1964	2	DQ	

Event: 100 meters M Serie: Final CATEGORY: 60 to 69 Wind: +2,2

Nro	Name	Country	Birth	Line	Mark	Pos
2184	Pramote Ladsuwan	Thailand	03/11/1950	6	16,07	1
2150	Peter Rode	Germany	01/02/1954	5	16,68	2
2170	Per Glasø	Norway	28/07/1946	7	16,92	3
2130	Alois Rossmann	Austria	17/06/1954	4	17,55	4
2121	Leonardo Campos	Argentina	18/01/1947	3	21,31	5
2118	SIDORO GOMEZ SAAVEDRA	Argentina	04/06/1948	2	DNS	

Event: 100 meters M Serie: Final CATEGORY: 70+ Wind: +2,2

Nro	Name	Country	Birth	Line	Mark	Pos
2397	Jean-Claude Le Bourhis	France	20/06/1934	5	21,33	1
2396	Claude Barres	France	19/04/1939	4	25,08	2

## ATHLETICS

Event:

25 meters F

Serie: Final

CATEGORY:

-5

Nro	Name	Country	Birth	Line	Mark	Pos
1	Addison McArthur	Canada	08/05/2011	4	9,16	1

## ATHLETICS

Event:

50 meters F

Serie: Final

CATEGORY:

9 to 11

Nro	Name	Country	Birth	Line	Mark	Pos
97	Alice Tapping	France	10/09/2003	4	9,51	1

## ATHLETICS

Event:

50 meters M

Serie: Final

CATEGORY:

9 to 11

Nro	Name	Country	Birth	Line	Mark	Pos
90	Adam Verney	France	05/10/2003	5	8,45	1
38	Kian Shah-Ackroyd	USA	28/03/2005	4	8,53	2







29/08/2015

Event: 200 m. M Final Cat.: 15--17 Wind: +1.9

Nmbr	Name	Country	Birth	Line	Mark	Pos
196	Samuel Pooley	Great Britain & NI	08/02/1999	7	26.27	1
203	Andrew Evans Fisher	Great Britain & NI	28/09/1997	6	27.63	2
199	Tsz Hin SO	Hong Kong	01/03/2000	8	29.83	3
180	Alexis Javier Palacios	Argentina	21/03/1999	4	30.01	4
202	Ronald Antonroy	Canada	13/11/1997	5	30.91	5
184	Matias Daniel Ovejero Ramirez	Argentina	05/02/1998	2	32.29	6
181	FACUNDO ISMAEL PENA	Argentina	04/04/2000	1	DNS	
290	Daniel Campos	Argentina	03/03/1997	3	DNS	

Event: 200 m. M Final Cat.: 18--29 Wind: +1.9

Nmbr	Name	Country	Birth	Line	Mark	Pos
408	Ádám Bálint Velkey-Guth	Hungary	16/09/1991	3	24.54	1
326	Edwin Yamoah	Great Britain & NI	15/08/1986	4	24.85	2
360	Saeid Sohrabi Kalestani	Iran	27/04/1989	6	24.96	3
347	Sándor Jánka	Hungary	21/07/1989	5	DQ	

Event: 200 m. M Serie: 1 Cat.: 30--39 Wind: +1.7

Nmbr	Name	Country	Birth	Line	Mark	Pos
733	James Colbeck	Great Britain & NI	06/03/1985	4	26.04	1
780	Gijs Geerards	Netherlands	11/11/1979	8	27.35	2
774	Kieran Murray	Ireland	03/07/1979	7	27.45	3
814	Nick Condon	Great Britain & NI	30/12/1975	5	28.27	4
687	Héctor Castro	Argentina	20/04/1979	2	DNS	
751	Ali Hassanshahi	Iran	23/07/1981	6	DNS	

Event: 200 m. M Serie: 2 Cat.: 30--39 Wind: +1.3

Nmbr	Name	Country	Birth	Line	Mark	Pos
736	Matthew Cave	Great Britain & NI	10/07/1982	4	27.01	1
768	Saeid Montazer Parchi	Iran	10/06/1980	6	27.23	2
711	Luis Diaz Arias	CHILE	14/02/1985	2	27.45	3
732	Garth Lewis	Great Britain & NI	01/12/1983	3	27.90	4
775	FEDERICO SALTON	Italy	29/07/1985	7	27.91	5
747	IOSIF TZOUGANAKIS	Greece	05/07/1976	5	28.18	6
784	Ivar Ytreland Larsen	Norway	13/04/1984	8	30.25	7



Event: 200 m. M Final Cat.: 30-39 Wind: +1.3

Nmbr	Name	Country	Birth	Line	Mark	Pos
768	Saeid Montazer Parchi	Iran	10/06/1980	8	24.91	1
736	Matthew Cave	Great Britain & NI	10/07/1982	1	25.24	2
733	James Colbeck	Great Britain & NI	06/03/1985	4	25.89	3
711	Luis Diaz Arias	CHILE	14/02/1985	5	26.73	4
775	FEDERICO SALTON	Italy	29/07/1985	7	27.19	5
732	Garth Lewis	Great Britain & NI	01/12/1983	6	27.20	6
774	Kieran Murray	Ireland	03/07/1979	2	27.67	7
780	Gijs Geerards	Netherlands	11/11/1979	3	DNS	

Event: 200 m. M Final Cat.: 40-49 Wind:

Nmbr	Name	Country	Birth	Line	Mark	Pos
1250	Róbert Gelencsér	Hungary	08/03/1971	5	26.16	1
1246	Csaba Zilaj	Hungary	03/01/1973	3	27.28	2
1270	RODRIGO RIOS	MEXICO	16/10/1973	6	28.00	3
1305	Nirandr Ouisua	Thailand	11/03/1973	7	28.03	4
1242	NIKOLAOS GRYDAKIS	Greece	01/06/1971	4	35.20	5

Event: 200 m. M Final Cat.: 50-59 Wind:

Nmbr	Name	Country	Birth	Line	Mark	Pos
1775	Vince Taylor	Great Britain & NI	03/07/1962	8	26.93	1
1821	Andrzej Haj	Poland	21/02/1960	6	27.51	2
1805	Andre Lassoosj	Netherlands	22/03/1958	7	28.97	3
1796	GEORG THURNER	Italy	04/05/1960	4	28.98	4
1866	Jan Pulles	Netherlands	06/12/1960	5	29.79	5
1753	Thomas Rack	Germany	24/10/1962	3	30.15	6
1679	CLAUDIO JESUS MUSSIO	Argentina	28/10/1960	2	32.65	7
1756	Alan Schofield	Great Britain & NI	13/09/1960	1	32.94	8

Event: 200 m. M Serie: Final Cat.: 60-69 Wind: +2.3

Nmbr	Name	Country	Birth	Line	Mark	Pos
2191	Nejib Chabbouh	Tunisia	22/04/1953	6	35.80	1
2184	Pramote Ladsuwan	Thailand	03/11/1950	5	36.27	2
2118	ISIDORO GOMEZ SAAVEDRA	Argentina	04/06/1948	4	46.02	3

Event: 200 m. M Serie: Final Cat.: 70+ Wind: +2.3

Nmbr	Name	Country	Birth	Line	Mark	Pos
2400	David Rozelle	USA	10/10/1937	4	46.05	1

## ATHLETICS

Event: 400 meters F Serie: Final CATEGORY: 18 to 29

Nro	Name	Country	Birth	Line	Mark	Pos
389	Lily Jones	Switzerland	17/01/1990	6	1:16.35	1
359	Niloofar Mohammadi	Iran	06/07/1988	4	1:25.72	2
324	Catherine Annesley	Great Britain & NI	01/05/1987	3	1:34.67	3
365	BASANTI LAMA	Nepal	29/08/1988	5	DNS	

Event: 400 meters F Serie: Final CATEGORY: 30 to 39

Nro	Name	Country	Birth	Line	Mark	Pos
737	Melissa Fehr	Great Britain & NI	25/03/1979	6	1:09.57	1
719	Pinja Söyriälä	Finland	14/01/1984	4	1:14.87	2
772	Shima Shahmansouri	Iran	08/07/1984	8	1:16.90	3
743	Ruth Medcroft	Great Britain & NI	21/10/1977	7	1:22.17	4
692	Lilian Bracco	Argentina	17/02/1984	3	1:30.33	5
765	Helen Tasker	Great Britain & NI	08/02/1963	5	DNS	

Event: 400 meters F Serie: Final CATEGORY: 40 to 49

Nro	Name	Country	Birth	Line	Mark	Pos
-----	------	---------	-------	------	------	-----

1262	MONIA CARDIN	Italy	06/01/1970	5	1:21.17	1
1198	Katarina McAndrew	Canada	02/01/1969	4	1:26.01	2
1282	Bee Eng Dan	Singapore	20/05/1972	6	1:39.23	3

Event: 400 meters F Serie: Final CATEGORY: 50 to 59

Nro	Name	Country	Birth	Line	Mark	Pos
1781	András Lászlóné Jung	Hungary	05/11/1963	6	1:21.65	1
1694	Helen Tasker	Great Britain & NI	08/02/1963	3	1:29.01	2
1684	ELVIRA MENDIBURU	Argentina	10/12/1957	4	1:34.07	3
1770	Karen Hodgson	Great Britain & NI	10/07/1963	5	1:53.70	4
760	Deborah Chudy	Great Britain & NI	30/11/1961	7	DNS	

Event: 400 meters F Serie: Final CATEGORY: 60 to 69

Nro	Name	Country	Birth	Line	Mark	Pos
2159	Sandra Tiley	Great Britain & NI	21/08/1951	4	1:54.45	1

## ATHLETICS

Event: 400 meters M Serie: Final CATEGORY: 18 to 29

Nro	Name	Country	Birth	Line	Mark	Pos
361	Seyed Amir Bahrami Demneh	Iran	14/09/1989	6	1:00.91	1
396	Ashton Arndt	USA	04/05/1997	7	1:02.63	2
309	Alexandre Humeau	France	22/04/1992	3	1:06.65	3
290	Daniel Campos	Argentina	03/03/1997	2	DNS	
335	Philip Cairnduff	Great Britain & NI	06/08/1986	4	DNS	
353	Fouad Khouzm	Iran	28/05/1994	5	DNS	

Event: 400 meters M Serie: Final CATEGORY: 30 to 39

Nro	Name	Country	Birth	Line	Mark	Pos
714	Vojtech Koudelka	Czech Republic	04/06/1981	5	56.56	1
736	Matthew Cave	Great Britain & NI	10/07/1982	3	57.60	2
733	James Colbeck	Great Britain & NI	06/03/1985	6	58.83	3
765	Mousa Khalifeh	Iran	21/09/1981	7	1:03.67	4
790	Daniel Lefu Matsoso	South Africa	24/02/1976	8	1:10.69	5
725	Sebastien Bernadaz	France	24/12/1979	2	1:14.31	6
682	Facundo Basualdo	Argentina	16/02/1978	1	DNS	
771	Seyed Jalal Amini	Iran	23/09/1978	4	DNS	

Event: 400 meters M Serie: 1 CATEGORY: 40 to 49

Nro	Name	Country	Birth	Line	Mark	Pos
1270	RODRIGO RIOS	MEXICO	16/10/1973	6	1:05.39	1
1305	Nirandr Ouisua	Thailand	11/03/1973	7	1:06.74	2
1266	HITOSHI TOTSUKA	Japan	21/01/1969	5	1:13.63	3
1174	Alfredo Rubia	Argentina	10/11/1967	2	1:14.90	4
1242	NIKOLAOS GRYDAKIS	Greece	01/06/1971	4	1:18.34	5
1193	Juan Jose Alvarado	Argentina	11/11/1965	3	DNS	

Event: 400 meters M Serie: 2 CATEGORY: 40 to 49

Nro	Name	Country	Birth	Line	Mark	Pos
1188	PABLO ADRIÁN GRUNEWALL	Argentina	11/03/1975	3	1:05.31	1
1246	Csaba Zilaj	Hungary	03/01/1973	4	1:07.42	2
1269	ERNANDO RAMIRO CARMON	MEXICO	25/02/1974	5	1:10.50	3
1196	Marcelo Jorge Tavares	Brazil	02/08/1972	2	1:12.70	4
1271	PREM RATNA MANANDHAR	NEPAL	26/11/1970	6	DNS	
1315	Lloyd Tucker	USA	16/11/1967	7	DNS	

Event: 400 meters M Serie: Final CATEGORY: 40 to 49

Nro	Name	Country	Birth	Line	Mark	Pos
1188	PABLO ADRIÁN GRUNEWALD	Argentina	11/03/1975	2	58.22	1
1246	Csaba Zilaj	Hungary	03/01/1973	7	1:01.76	2
1270	RODRIGO RIOS	MEXICO	16/10/1973	4	1:03.34	3
1269	ERNANDO RAMIRO CARMONA	MEXICO	25/02/1974	1	1:07.07	4
1305	Nirandr Ouisua	Thailand	11/03/1973	5	1:07.22	5
1174	Alfredo Rubia	Argentina	10/11/1967	6	1:25.58	6
1266	HITOSHI TOTSUKA	Japan	21/01/1969	3	DNS	
1196	Marcelo Jorge Tavares	Brazil	02/08/1972	8	DNS	

Event: 400 meters M Serie: 1 CATEGORY: 50 to 59

Nro	Name	Country	Birth	Line	Mark	Pos
1821	Andrzej Haj	Poland	21/02/1960	1	1:07.09	1
1753	Thomas Rack	Germany	24/10/1962	5	1:07.58	2
1688	JUSTAVO ENRIQUE ESCUDEPI	Argentina	24/09/1964	2	1:09.33	3
1802	HECTOR CALLEROS	MEXICO	26/06/1965	7	1:15.61	4
1758	David Lilley	Great Britain & NI	31/01/1960	6	1:22.61	5
1693	Juan Carlos Kerszberg	Argentina	21/10/1959	3	1:28.93	6
1745	Dieter Poerschmann	Germany	15/03/1957	4	DNS	
1810	Mario Lefevere	Netherlands	24/01/1961	8	DNS	



Event: 400 meters M Serie: 2 CATEGORY: 50 to 59

Nro	Name	Country	Birth	Line	Mark	Pos
1813	Rick Westerdaal	Netherlands	25/04/1965	8	1:17.98	1
1746	Helmut Schrodtt	Germany	03/10/1964	4	1:20.93	2
1683	Eduardo Cariaga	Argentina	02/11/1962	3	1:31.22	3
1755	Ulrich Ahammer	Germany	21/01/1960	5	1:33.85	4
1695	JUAN VICTOR ARAMAYO	Argentina	03/04/1962	2	DNS	
1759	David Mushet	Great Britain & NI	07/08/1962	6	DNS	
1804	Ad. Verweij	Netherlands	07/09/1960	7	DNS	

Event: 400 meters M Serie: 3 CATEGORY: 50 to 59

Nro	Name	Country	Birth	Line	Mark	Pos
1749	Nehar Nurlu	Germany	19/09/1964	4	1:09.63	1
1772	Peter Hickey	Great Britain & NI	05/07/1962	6	1:12.38	2
1866	Jan Pulles	Netherlands	06/12/1960	7	1:13.52	3
1756	Alan Schofield	Great Britain & NI	13/09/1960	5	1:17.31	4
1679	CLAUDIO JESÚS MUSSIO	Argentina	28/10/1960	2	1:19.90	5
1751	Rainer Eule	Germany	21/02/1958	1	1:24.67	6
1739	Paul Baudry	France	08/06/1962	3	DNS	
1818	Laurence Smith	New Zealand	26/11/1961	8	DNS	

Event: 400 meters M Serie: Final CATEGORY: 50 to 59

Nro	Name	Country	Birth	Line	Mark	Pos
1749	Nehar Nurlu	Germany	19/09/1964	6	1:02.80	1
1821	Andrzej Haj	Poland	21/02/1960	4	1:04.73	2
1753	Thomas Rack	Germany	24/10/1962	5	1:05.89	3
1866	Jan Pulles	Netherlands	06/12/1960	2	1:14.04	4
1772	Peter Hickey	Great Britain & NI	05/07/1962	1	1:15.16	5
1802	HECTOR CALLEROS	MEXICO	26/06/1965	7	1:15.49	6
1756	Alan Schofield	Great Britain & NI	13/09/1960	8	1:18.50	7
1688	JUSTAVO ENRIQUE ESCUDEP	Argentina	24/09/1964	3	DNS	

Event: 400 meters M Serie: Final CATEGORY: 60 to 69

Nro	Name	Country	Birth	Line	Mark	Pos
2191	Nejib Chabbouh	Tunisia	22/04/1953	7	1:21.23	1
2156	Neil Dunn	Great Britain & NI	23/06/1951	5	1:25.53	2
2189	Thong Chai Panchabuse	Thailand		6	1:32.42	3
2118	SIDORO GOMEZ SAAVEDRA	Argentina	04/06/1948	2	1:37.91	4
2196	James Brien	USA	04/02/1947	8	1:59.72	5
2130	Alois Rossmann	Austria	17/06/1954	3	DNS	
2133	Lucien Van Staen	Belgium	08/03/1954	4	DNS	

Event: 400 meters M Serie: Final CATEGORY: 70+

Nro	Name	Country	Birth	Line	Mark	Pos
2390	Anthony Scott	Great Britain & NI	07/02/1942	5	1:34.61	1
2403	Thomas Jenkin	USA	11/08/1942	7	1:42.28	2
2400	David Rozelle	USA	10/10/1937	6	1:48.31	3
2395	Asko Räsänen	Finland	06/09/1943	3	1:51.42	4
2397	Jean-Claude Le Bourhis	France	20/06/1934	4	2:18.71	5

Event: 800 m. F Serie: Final Cat.: 18--29

Nmbr	Name	Country	Birth	Line	Mark	Pos
300	MARIA TERESA DEL VALLE PA	Argentina	12/06/1990	2	2:53.09	1
389	Lily Jones	Switzerland	17/01/1990	6	2:59.93	2
324	Catherine Annesley	Great Britain & NI	01/05/1987	3	3:54.58	3

Event: 800 m. F Serie: Final Cat.: 30--39

Nmbr	Name	Country	Birth	Line	Mark	Pos
735	Melissa Fehr	Great Britain & NI	25/03/1979	3	2:42.23	1

Event: 800 m. F Serie: Final Cat.: 50--59

Nmbr	Name	Country	Birth	Line	Mark	Pos
1748	Monika Pilger	Germany	27/12/1964	5	3:48.91	1
1720	Margaret Benson	Canada	15/07/1959	4	4:06.50	2
1770	Karen Hodgson	Great Britain & NI	10/07/1963	7	4:16.76	3



Event: 800 m. M Serie: Final Cat.: 18--29

Nmbr	Name	Country	Birth	Line	Mark	Pos
396	Ashton Arndt	USA	04/05/1997	6	2:22.76	1
205	Tomi Palovaara	Finland	02/10/1985	3	2:26.89	2
309	Alexandre Humeau	France	22/04/1992	4	2:39.82	3

Event: 800 m. M Final Cat.: 30--39

Nmbr	Name	Country	Birth	Line	Mark	Pos
714	Vojtech Koudelka	Czech Republic	04/06/1981	2	2:26.11	1
767	Reza Tahmasebi	Iran	01/05/1981	7	2:26.87	2
686	GUILLERMO RAFAEL RAMOS	Argentina	22/03/1977	4	2:36.28	3
790	Daniel Lefu Matsoso	South Africa	24/02/1976	1	2:35.01	4
774	Kieran Murray	Ireland	03/07/1979	5	2:28.93	5

Event: 800 m. M Final Cat.: 40--49

Nmbr	Name	Country	Birth	Line	Mark	Pos
1188	PABLO ADRIÁN GRUNEWALD	Argentina	11/03/1975	2	2:16.93	1
1219	John Moore	Great Britain & NI	05/11/1969	6	2:19.15	2
1195	David Howard	Australia	25/04/1974	3	2:26.92	3
1208	Christophe Gaborit	France	16/03/1973	5	2:33.83	4
1295	Lars Santesson	Sweden	11/04/1967	6	2:33.85	5
1269	FERNANDO RAMIRO CARMON	MEXICO	25/02/1974	8	2:39.91	6
1259	Daniele Dorizzi	Italy	17/12/1966	7	3:00.50	7
1193	Juan Jose Alvarado	Argentina	11/11/1965	1	3:01.84	8
1305	Nirandr Ouisua	Thailand	11/03/1973	8	3:11.31	9

Event: 800 m. M Final Cat.: 50--59

Nmbr	Name	Country	Birth	Line	Mark	Pos
1749	Nehar Nurlu	Germany	19/09/1964	8	2:43.93	1
1792	Patrick Anthony Gartland	Ireland	06/07/1963	1	2:48.94	2
1772	Peter Hickey	Great Britain & NI	05/07/1962	3	3:06.96	3
1756	Alan Schofield	Great Britain & NI	13/09/1960	4	3:15.68	4
1802	HECTOR CALLEROS	MEXICO	26/06/1965	6	3:15.91	5

Event: 800 m. M Serie: Final Cat.: 60--69

Nmbr	Name	Country	Birth	Line	Mark	Pos
2133	Lucien Van Staen	Belgium	08/03/1954	3	3:24.76	1
2156	Neil Dunn	Great Britain & NI	23/06/1951	4	3:25.96	2
2169	Erling Holtan	Norway	24/12/1954	5	3:49.18	3

Event: 800 m. M Serie: Final Cat.: 70+

Nmbr	Name	Country	Birth	Line	Mark	Pos
2390	Anthony Scott	Great Britain & NI	07/02/1942	1	3:32.52	1
2400	David Rozelle	USA	10/10/1937	2	4:55.45	2

## ATHLETICS

Event: 1500 meters F Serie: Final CATEGORY: 18 to 29

Nro	Name	Country	Birth	Mark	Puesto
300	TERESA DEL VALLE PANIC	Argentina	12/06/1990	5:55.50	1
389	Lily Jones	Switzerland	17/01/1990	6:31.96	2
359	Niloofar Mohammadi	Iran	06/07/1988	7:54.61	3
324	Catherine Annesley	Great Britain & NI	01/05/1987	8:00.20	4

Event: 1500 meters F Serie: Final CATEGORY: 30 to 39

Nro	Name	Country	Birth	Mark	Puesto
737	Melissa Fehr	Great Britain & NI	25/03/1979	5:36.41	1
743	Ruth Medcroft	Great Britain & NI	21/10/1977	6:50.53	2
755	Elham Roshancheragh	Iran	25/12/1984	6:50.78	3

Event: 1500 meters F Serie: Final CATEGORY: 50 to 59

Nro	Name	Country	Birth	Mark	Puesto
1781	András Lászlóné Jung	Hungary	05/11/1963	6:50.24	1
1770	Karen Hodgson	Great Britain & NI	10/07/1963	8:41.88	2
1715	Renata Hönisch	Austria	31/12/1958	8:53.67	3

## ATHLETICS

Event: 1500 meters M Serie: Final CATEGORY: 18 to 29

Nro	Name	Country	Birth	Mark	Puesto
396	Ashton Arndt	USA	04/05/1997	5:14.71	1
405	Tomi Palovaara	Finland	02/10/1985	5:38.10	2
295	JAVIER AGUSTIN ANDRADA	Argentina	15/10/1987	DNS	

Event: 1500 meters M Serie: Final CATEGORY: 30 to 39

Nro	Name	Country	Birth	Mark	Puesto
774	Kieran Murray	Ireland	03/07/1979	5:16.88	1
767	Reza Tahmasebi	Iran	01/05/1981	5:19.99	2
725	Sébastien Bernadas	France	24/12/1979	5:22.53	3
686	GUILLERMO RAFAEL RAMOS	Argentina	22/03/1977	5:26.70	4
790	Daniel Lefu Matsoso	South Africa	24/02/1976	5:33.70	5
701	ODOLFO EMANUEL FILIPPO	Argentina	06/03/1982	6:00.66	6
801	Thomas Anliker	Switzerland	19/11/1982	7:02.61	7
682	FACUNO BASUALDO	Argentina	16/02/1978	DNS	
691	LEONARDO MARTÍN VIDAL	Argentina	19/06/1977	DNS	
714	Vojtech Koudelka	Czech Republic	04/06/1981	DNS	

Event: 1500 meters M Serie: Final CATEGORY: 40 to 49

Nro	Name	Country	Birth	Mark	Puesto
1219	John Moore	Great Britain & NI	05/11/1969	4:50.67	1
1249	László Venyercsán	Hungary	04/04/1971	5:08.14	2
1195	David Howard	Australia	25/04/1974	5:13.86	3
1270	RODRIGO RIOS	MEXICO	16/10/1973	5:14.06	4
1208	Christophe Gaborit	France	16/03/1973	5:26.17	5
1295	Lars Santesson	Sweden	11/04/1967	5:32.12	6
1246	Csaba Zilaj	Hungary	03/01/1973	5:53.75	7
1193	Juan Jose Alvarado	Argentina	11/11/1965	6:12.79	8
1259	Daniele Dorizzi	Italy	17/12/1966	6:21.47	9
1318	Zachary Brooks	USA	18/03/1970	4:31.99	10
1298	Roger Anton Arnet	Switzerland	10/07/1975	6:44.78	11
1215	Eberhard Schollmeyer	Germany	29/07/1968	6:46.72	12

Event: 1500 meters M Serie: Final CATEGORY: 50 to 59

Nro	Name	Country	Birth	Mark	Puesto
2111	Juan Pablo Juarez	Argentina	04/12/1960	5:11.03	1
792	Patrick Anthony Gartland	Ireland	06/07/1963	5:37.32	2
1688	JSTAVO ENRIQUE ESCUDEI	Argentina	24/09/1964	6:04.57	3
1728	RODOLFO CUERVO ROJAS	Colombia	10/03/1965	6:06.82	4
1810	Mario Lefevere	Netherlands	24/01/1961	6:28.73	5

1794	ANGELO PANIO	Italy	18/09/1962	6:33.50	6
------	--------------	-------	------------	---------	---

Event: 1500 meters M Serie: Final CATEGORY: 60 to 69

Nro	Name	Country	Birth	Mark	Puesto
2191	Nejib Chabbouh	Tunisia	22/04/1953	6:32.30	1
2133	Lucien Van Staen	Belgium	08/03/1954	6:37.89	2
2156	Neil Dunn	Great Britain & NI	23/06/1951	6:40.81	3
2167	Rob de Jager	Netherlands	20/01/1953	6:53.25	4
2119	JUAN CARLOS TRIGO	Argentina	14/11/1953	7:34.58	5
2169	Erling Holtan	Norway	24/12/1954	7:46.27	6
2180	CENTE GRANADOS CANEZA	Spain	21/03/1952	9:34.58	7
2144	Gérard Costa	France	08/02/1950	9:34.67	8

Event: 1500 meters M Serie: Final CATEGORY: 70+

Nro	Name	Country	Birth	Mark	Puesto
2390	Anthony Scott	Great Britain & NI	07/02/1942	7:11.31	1
2403	Thomas Jenkin	USA	11/08/1942	8:05.77	2
2397	Jean-Claude Le Bourhis	France	20/06/1934	10:09.62	3
2392	Michael Gibbons	Great Britain & NI	14/02/1936	11:08.38	4



## ATHLETICS

Event: 3000 meters Walking Race F

Serie: Final

CATEGORY:

18 to 29

Nro	Name	Country	Birth	Mark	Puesto
324	Catherine Annesley	Great Britain & NI	01/05/1987	23:51.38	1
296	JESICA CELESTE CASTRO	Argentina	29/03/1988	24:40.02	2
297	Leonela Pilepich	Argentina	23/05/1997	26:43.99	3

Event: 3000 meters Walking Race F

Serie: Final

CATEGORY:

30 to 39

Nro	Name	Country	Birth	Mark	Puesto
743	Ruth Medcroft	Great Britain & NI	21/10/1977	20:30.80	1
821	Constance Nelisiwe Sithebe	South Africa	01/04/1978	20:47.10	2
758	Kolsoom Ebrahimi	Iran	20/10/1977	23:00.01	3
705	Suzanne Halbish	Australia	25/01/1980	24:09.34	4
693	MARÍA ELENA MEDINA	Argentina	12/08/1985	25:19.39	5
811	DORA DEL VALLE BRAVO	Argentina	09/12/1975	DNS	

Event: 3000 meters Walking Race F

Serie: Final

CATEGORY:

40 to 49

Nro	Name	Country	Birth	Mark	Puesto
-----	------	---------	-------	------	--------

1178	CLAUDIA MARISA ALMEIRA	Argentina	18/05/1972	21:58.76	1
1282	Bee Eng Dan	Singapore	20/05/1972	22:11.47	2
1225	Nicola Clifford	Great Britain & NI	16/06/1967	23:40.65	3
1172	ADELA ROA	Argentina	03/07/1966	23:57.13	4
1187	MÓNICA CARINA BARRIONUEVO	Argentina	07/08/1975	26:51.21	5
1267	tomomi murayama	Japan	15/05/1968	DNS	

Event: 3000 meters Walking Race F

Serie: Final

CATEGORY:

50 to 59

Nro	Name	Country	Birth	Mark	Puesto
1720	Margarete Benzon	Canada	15/07/1959	20:36.16	1
1715	Renata Hosnich	AUSTRIA	31/12/1958	20:41.11	2
1744	Beate Bea	Germany	29/05/1961	22:45.80	3
1701	PATRICIA MÓNICA GILES	Argentina	28/10/1962	23:31.93	4
1719	Lyne Pellieter	Canada	25/11/1959	23:57.62	5
1724	Cristina Ramirez	Chile	04/12/1963	24:09.89	6
1722	Zulth Loughlin	Canada	13/04/1957	24:14.08	7
1767	Josephine Hopkins	Great Britain & NI	13/05/1957	24:14.30	8
1264	CAROLINA PANICO	Italy	27/10/1955	26:04.18	9
1696	MARÍA MARGARITA BURGOS	Argentina	07/06/1958	DNS	
1868	Gisele Ceppi	Switzerland	23/05/1946	DNS	

Event: 3000 meters Walking Race F

Serie: Final

CATEGORY:

60 to 69

Nro	Name	Country	Birth	Mark	Puesto
2159	Sandra Tiley	Great Britain & NI	21/08/1951	22:08.78	1
575	Gisele Ceppi	Switzerland	23/05/1946	26:10.75	2
2117	ELIDA TORRILLA	Argentina	25/05/1952	DNS	

Event: 3000 meters Walking Race F

Serie: Final

CATEGORY:

70+

Nro	Name	Country	Birth	Mark	Puesto
2389	Nora Herminia Salibi de Pich	Argentina	17/08/1941	36:56.68	1



Event: 5000 walking race M Final Cat.: 18--29

Nmbr	Name	Country	Birth	Mark	Pos.
315	Thomas Motsch	France	01/03/1988	33:11.28	1
335	Philip Cairnduff	Great Britain & NI	06/08/1986	33:36.91	2
409	Lebohng Hans Moabeng	South Africa	20/06/1986	34:30.77	3
280	ALEJANDRO DANIEL STAHOŠK	Argentina	11/03/1987	39:33.85	4
303	SEBASTIÁN VENTURA ANIBAL	Argentina	24/09/1986	41:08.99	5

Event: 5000 walking race M Final Cat.: 30--39

Nmbr	Name	Country	Birth	Mark	Pos.
771	Seyed Jalal Amini	Iran	23/09/1978	27:40.55	1
765	Mousa Khalifeh	Iran	21/09/1981	29:38.27	2
817	Norokwane Johannes Itumeleng	South Africa	21/10/1975	35:36.07	3
800	Simon Chapuis	Switzerland	05/05/1983	43:20.15	4

Event: 5000 walking race M Final Cat.: 40--49

Nmbr	Name	Country	Birth	Mark	Pos.
1249	László Venyercsán	Hungary	04/04/1971	24:18.61	1
1213	Sylvain Pelleteret	France	13/06/1975	36:46.08	2
1174	ALFREDO EMILIO RUBIA	Argentina	10/01/1967	39:07.62	3
1321	Stéphane Devoret	France	01/12/1973	41:19.41	4

Event: 5000 walking race M Final Cat.: 50--59

Nmbr	Name	Country	Birth	Mark	Pos.
1792	Patrick Anthony Gartland	Ireland	06/07/1963	29:40.36	1
1862	Randall Stafford	USA	12/09/1958	32:26.61	2
1778	ILIAS LEONTOPOULOS	Greece	10/03/1965	33:07.50	3
1802	HECTOR CALLEROS	MEXICO	26/06/1965	34:26.68	4
1702	PEDRO NAZARENO CAPPONI	Argentina	27/10/1956	34:26.96	5
1794	ANGELO PANIO	Italy	18/09/1962	35:08.20	6
1830	Frans Tshokane Maluleke	South Africa	18/02/1956	35:17.08	7
1759	David Mshet	Great Britain & NI	07/08/1962	35:51.66	8
1734	Christophe Raimbault	France	19/10/1964	38:58.34	9
1718	Jocelyn St Jean	Canada	06/06/1958	41:36.98	10
1741	Serge De Dianous	France	19/05/1958	43:46.26	11
1842	Pierre-André Grognez	Switzerland	08/04/1962	45:41.17	12

Event: 5000 walking race M Final Cat.: 60--69

Nmbr	Name	Country	Birth	Mark	Pos.
2191	Nejib Chabbouh	Tunisia	22/04/1953	37:12.18	1
2179	Johnny Julian Pareira Da Silva	South Africa	16/02/1954	37:41.15	2
2180	VICENTE GRANADOS CANEZA	Spain	21/03/1952	38:01.02	3
2120	JUAN PASCUAL CORTES	Argentina	17/11/1947	38:22.34	4
2196	James Brien	USA	04/02/1947	38:23.72	5
2140	Esko Sohlo	Finland	31/12/1948	38:23.85	6
2130	Alois Rossmann	Austria	17/06/1954	38:26.95	7
2144	Gérard Costa	France	08/02/1950	38:40.21	8
2147	Roger Trioulaire	France	22/12/1947	41:25.27	9
2158	Richard Adams	Great Britain & NI	21/06/1950	41:27.44	10
2146	Pierre Charretier	France	04/12/1951	44:52.61	11
2118	ISIDORO GOMEZ SAAVEDRA	Argentina	04/06/1948	DQ	

Event: 5000 walking race M Final Cat.: 70+

Nmbr	Name	Country	Birth	Mark	Pos.
2395	Asko Räsänen	Finland	06/09/1943	41:30.12	1
2397	Jean-Claude Le Bourhis	France	20/06/1934	41:30.58	2
2396	Claude Barres	France	19/04/1939	41:31.35	3

## ATHLETICS

Event: Relay 4x100 F Serie: Final CATEGORY: -

Nro	Integrantes	Country	Line	Mark	Puesto
	Wiltshire – Hilton – Brookes – Dixon	Gran Bretania	2	1:01.54	1
	De Kierr – Henry – Adendorff – Martens	Sudafrica	5	1:02.49	2
		Iran	1	1:03.00	3
	Paniceres – Medina – Pawliska – Credelio	Argentina	3	1:04.60	4
		Hungria	8	1:11.26	5
	Breckinridge – Sheble – Murphy – Steiger	USA	4	1:32.95	6
	Jones – Anthamatten – Habegger – Ceppi	Suiza	6	1:34.46	7
	Benson – Mc Andrew – Pelletier – Mc Arthur	Canada	7	1:34.51	8

## ATHLETICS

Event: Relay 4x100 M Serie: Final CATEGORY: -

Nro	Integrantes	Country	Line	Mark	Puesto
		Hungria	6	47,47	1
	Colbeck – Yamoah – Cave – Taylor	Great Britain	3	49,54	2
	Borga – Monti – Vidal – Navamuel	Argentina	8	52,69	3
	Pulles – Hartman – Lefevere – Gerards	Holanda	4	55,83	4
	Bergeron – Tucker – Brooks – Arndt	USA	1	56,17	5
	Howburg – Lombard – Matsoso – Du Preez	Sudafrica	7	56,32	6
	Margahas – Lacroix – Blair – Antonnay	Canada	5	DQ	

Event: Relay 4x400 F

Serie: Final

Cat.: -

Nmbr	Integrantes	Country	Line	Mark	Pos.
	Fehr – Brookes – Dixon – Wiltshire	Great Britain & NI	1	6:12.00	1



Event: Relay 4x400 M.

Serie: Final

Cat.: -

Nmbr	Integrantes	Country	Line	Mark	Pos.
	Khouzm - Bahrami Demneh - Khalifeh - Kalestani	Iran	5	3:56.31	1
	Yamoah - Cave - Colbeck - Moore	Great Britain	3	3:56.58	2
	Gelencsiv - Guth Adam - Csaba - Janka	Hungary	6	4:14.25	3
	Gaborit - Devoret - Motsch - Bernadas	France	2	4:53.29	4
	Carlo - Rade - Schodt - Nehar	Germany	4	4:55.38	5
	Pulles - de Jagger - Westerdall - Hartman	Netherlands	1	5:13.25	6



## ATHLETICS

Event: Shot put F Serie: Final CATEGORY: 18 to 29

Nro	Name	Country	Birth	Mark	Puesto
387	Yolandie Adendorff	South Africa	30/10/1986	6,80	1
316	Chantal Veronique Bausch	Germany	08/12/1992	6,60	2
383	Kuhlula Dabea Shilubane	South Africa	05/01/1996	5,78	3
324	Catherine Annesley	Great Britain & NI	01/05/1987	4,94	4
298	LEONOR DE LOS ANGELES ERAZC	Argentina	12/10/1990	4,14	5

Event: Shot put F Serie: Final CATEGORY: 30 to 39

Nro	Name	Country	Birth	Mark	Puesto
773	Soraya Pars Lari	Iran	26/07/1977	7,38	1
717	Lotta Pukkila	Finland	24/03/1983	6,24	2
742	Reshma Rana	Great Britain & NI	03/12/1980	5,91	3
703	Brooke Huuskes	Australia	24/12/1984	5,03	4

Event: Shot put F Serie: Final CATEGORY: 40 to 49

Nro	Name	Country	Birth	Mark	Puesto
1233	Tracey Griffiths	Great Britain & NI	11/08/1970	7,84	1
1312	Barbara Sheble	USA	01/07/1972	6,89	2
1314	Kerry Murphy	USA	25/07/1972	6,69	3
1218	Elizabeth Hosford	Great Britain & NI	30/09/1970	6,39	4
1261	Margherita Mazzantini	Italy	04/03/1967	4,53	5
1185	RÍA BEATRIZ GUTIERREZ DE ARM	Argentina	10/02/1970	3,51	6

Event: Shot put F Serie: Final CATEGORY: 50 to 59

Nro	Name	Country	Birth	Mark	Puesto
1781	András Lászlóné Jung	Hungary	05/11/1963	8,98	1
1697	MARIA MICAELA ANAQUIN	Argentina	28/03/1962	4,41	2

Event: Shot put F Serie: Final CATEGORY: 60 to 69

Nro	Name	Country	Birth	Mark	Puesto
2176	Helletje Hendrika Maria Uys	South Africa	24/06/1952	6,80	1
2149	Gudrun Manuwald-Seemüller	Germany	24/09/1949	5,97	2
2197	Janet Dennis	USA	27/02/1955	5,43	3

Event: Shot put F Serie: Final CATEGORY: 70+

Nro	Name	Country	Birth	Mark	Puesto
2389	Nora Herminia Salibi de Pich	Argentina	17/08/1941	2,83	1

## ATHLETICS

Event: Shot put M. Serie: Final CATEGORY: 15 to 17

Nro	Name	Country	Birth	Mark	Puesto
205	Brett Gilberth Howburg	South Africa	07/12/1997	7,68	1
180	Alexis Javier Palacios	Argentina	21/03/1999	6,66	2

Event: Shot put M. Serie: Final CATEGORY: 18 to 29

Nro	Name	Country	Birth	Mark	Puesto
408	Ádám Bálint Velkey-Guth	Hungary	16/09/1991	9,28	1
329	Joe Matthews	Great Britain & NI	27/02/1987	8,59	2
678	CRISTIAN WALTER NAVAMUEL	Argentina	14/10/1976	7,99	3
379	Johannes Antonie Lombaard	South Africa	07/09/1995	7,84	4
384	Martinique du Preez	South Africa	07/08/1996	7,50	5
338	Samuel Clarke	Great Britain & NI	07/09/1992	7,08	6
337	Ryan Dobinson	Great Britain & NI	10/08/1995	6,94	7
184	Matias Daniel Ovejero Ramirez	Argentina	05/02/1998	0	

Event: Shot put M. Serie: Final CATEGORY: 30 to 39

Nro	Name	Country	Birth	Mark	Puesto
752	Ali Heidaripoor	Iran	25/05/1978	11,29	1
761	Mohammad Barati	Iran	22/12/1980	9,17	2
801	Thomas Anliker	Switzerland	19/11/1982	8,69	3
732	Garth Lewis	Great Britain & NI	01/12/1983	8,18	4
813	Rolando Silva	CHILE	25/11/1975	7,79	5
679	Dario Andrés Gonzalez	Argentina	29/03/1977	7,05	6

Event: Shot put M. Serie: Final CATEGORY: 40 to 49

Nro	Name	Country	Birth	Mark	Puesto
1203	Tomas Burda	Czech Republic	31/03/1973	11,53	1
1239	ISIDOROS MATSKIDIS	Greece	05/01/1967	10,97	2
1250	Róbert Gelencsér	Hungary	08/03/1971	10,92	3
1199	Stephen Evans	Canada	21/06/1971	8,83	4
1184	MARCELO ROBERTO SILVA	Argentina	25/02/1968	8,37	5
1214	Dirk Naumann	Germany	17/03/1970	7,67	6

Event: Shot put M. Serie: Final CATEGORY: 50 to 59

Nro	Name	Country	Birth	Mark	Puesto
1783	István Sándor Kóródi	Hungary	03/07/1964	10,59	1
1833	Mark Agnew	South Africa	04/01/1963	10,19	2
1821	Andrzej Haj	Poland	21/02/1960	10,17	3
1747	Karsten Zeh	Germany	03/06/1963	9,33	4
1837	Stanley André Henkeman	South Africa	03/04/1958	9,08	5
1778	ILIAS LEONTOPOULOS	Greece	10/03/1965	9,07	6
1732	Jari vihanne	Finland		8,43	7
1758	David Lilley	Great Britain & NI	31/01/1960	8,2	8
1807	Bart de Boer	Netherlands	09/10/1958	6,98	9
1804	Ad. Verweij	Netherlands	07/09/1960	6,86	10
1682	EDGARDO ARIEL MERCADO	Argentina	01/11/1964	6,37	11

Event: Shot put M. Serie: Final CATEGORY: 60 to 69

Nro	Name	Country	Birth	Mark	Puesto
2150	Peter Rode	Germany	01/02/1954	10,8	1
2177	Hermann Steyn	South Africa	31/03/1951	10,11	2
2178	Jacobus Myndert Laubscher	South Africa	05/02/1951	10,02	3
2135	John Hols	Canada	24/11/1947	9,29	4
2194	Gilbert Gonzales	USA	25/02/1951	8,67	5
2120	JUAN PASCUAL CORTES	Argentina	17/11/1947	7,54	6

Event: Shot put M. Serie: Final CATEGORY: 70+

Nro	Name	Country	Birth	Mark	Puesto
2107	Joseph McDonald	USA	06/05/1941	8,58	1
2395	Asko Räsänen	Finland	06/09/1943	8,25	2



Event: Ballthrow F Final Cat.: <5

Nmbr	Name	Country	Birth	Mark	Pos.
1	Addison McArthur	Canada	08/05/2011	2.94	1

Event: Ballthrow F Final Cat.: 9--11

Nmbr	Name	Country	Birth	Mark	Pos.
97	Alice Tapping	France	10/09/2003	10.78	1

Event: Ballthrow F Final Cat.: 12--14

Nmbr	Name	Country	Birth	Mark	Pos.
108	Stz Line SO	Hong Kong	03/09/2001	30.67	1
110	Kristen Henry	South Africa	30/10/2001	22.29	2

Event: Ballthrow F Final Cat.: 15--17

Nmbr	Name	Country	Birth	Mark	Pos.
183	Juliana de los Angeles Crededio	Argentina	24/11/1999	20.62	1
189	Lilia Rechache	France	15/01/2000	17.02	2

Event: Ballthrow F Final Cat.: 18--29

Nmbr	Name	Country	Birth	Mark	Pos.
359	Niloofar Mohammadi	Iran	06/07/1988	26.35	1

Event: Ballthrow F Final Cat.: 30--39

Nmbr	Name	Country	Birth	Mark	Pos.
760	Maryam Sharifi	Iran	24/07/1981	42.53	1
793	Vivian Yvonne de Klerk	South Africa	16/02/1985	42.03	2
742	Reshma Rana	Great Britain & NI	03/12/1980	39.93	3
821	Constance Nelisiwe Sithebe	South Africa	01/04/1978	36.69	4
773	Soraya Pars Lari	Iran	26/07/1977	34.03	5
758	Kolsoom Ebrahimi	Iran	20/10/1977	33.07	6
718	Malin Nyberg	Finland	16/02/1982	27.81	7
772	Shima Shahmansouri	Iran	08/07/1984	25.92	8
717	Lotta Pukkila	Finland	24/03/1983	17.00	9
692	Lilian Bracco	Argentina	17/02/1984	13.41	10
695	Mariana Torres	Argentina	27/10/1980	10.80	11
693	MARÍA ELENA MEDINA	Argentina	12/08/1985	10.30	12

Event: Ballthrow F Final Cat.: 40--49

Nmbr	Name	Country	Birth	Mark	Pos.
1190	ROSANA MATEOS	Argentina	10/01/1969	43.00	1
1314	Kerry Murphy	USA	25/07/1972	31.12	2
1312	Barbara Sheble	USA	01/07/1972	30.70	3
747	Alison Johns	Great Britain	15/10/1970	20.89	4
1181	Evangelina Camiña	Argentina	05/08/1975	15.69	5

Event: Ballthrow F Final Cat.: 50--59

Nmbr	Name	Country	Birth	Mark	Pos.
1834	Nombeko Mirriam Rwaxa	South Africa	07/09/1958	29.08	1
1696	MARÍA MARGARITA BURGOS	Argentina	07/06/1958	18.21	2
1724	Cristina Ramirez	CHILE	04/12/1963	17.37	3
1722	Ruth Loughlin	Canada	13/04/1957	17.28	4
1901	Nelida Medina	Argentina	16/03/1961	15.90	5
1767	Josephine Hopkins	Great Britain & NI	13/05/1957	14.03	6

Event: Ballthrow F Final Cat.: 60--69

Nmbr	Name	Country	Birth	Mark	Pos.
2176	Helletje Hendrika Maria Uys	South Africa	24/06/1952	26.62	1
2197	Janet Dennis	USA	27/02/1955	12.22	2

Event: Ballthrow F Final Cat.: 70+

Nmbr	Name	Country	Birth	Mark	Pos.
2399	Barbara Breckenridge	USA	04/02/1943	16.88	1

## ATHLETICS

Event: Ball throw M. Serie: Final CATEGORY: 12 to 14

Nro	Name	Country	Birth	Mark	Puesto
94	Kaidyn Blair	Canada	24/04/2002	43,91	1
95	Tomas Smazak	Czech Republic	22/08/2003	24,29	2

Event: Ball throw M. Serie: Final CATEGORY: 15 to 17

Nro	Name	Country	Birth	Mark	Puesto
186	Stephane Lacroix	Canada	23/01/1998	48,86	1
196	Samuel Pooley	Great Britain & NI	08/02/1999	45,83	2
180	Alexis Javier Palacios	Argentina	21/03/1999	41,36	3
182	Julian Esteban Gómez	Argentina	14/12/1999	38,88	4
184	Matias Daniel Ovejero Ramirez	Argentina	05/02/1998	21,41	5

Event: Ball throw M. Serie: Final CATEGORY: 18 to 29

Nro	Name	Country	Birth	Mark	Puesto
347	Sándor Jánka	Hungary	21/07/1989	61,05	1
290	Daniel Campos	Argentina	03/03/1997	60,83	2
343	Ádám Bálint Velkey-Guth	Hungary	16/09/1991	60,62	3
337	Ryan Dobinson	Great Britain & NI	10/08/1995	59,58	4
287	ALEJANDRO DANIEL STAOSKI	Argentina	11/03/1987	50,07	5

Event: Ball throw M. Serie: Final CATEGORY: 30 to 39

Nro	Name	Country	Birth	Mark	Puesto
752	Ali Heidaripoor	Iran	25/05/1978	85,39	1
704	Matt Spencer	Australia	29/01/1976	84,87	2
679	Dario andrés Gonzalez	Argentina	29/03/1977	75,63	3
791	Lloyd William Perry	South Africa	17/03/1983	75,62	4
736	Matthew Cave	Great Britain & NI	10/07/1982	75,00	5
745	APOSTOLOS CHARITONIDIS	Greece	15/09/1982	73,34	6
709	Lloyd Mangahas	Canada	12/07/1981	66,49	7
761	Mohammad Barati	Iran	22/12/1980	64,22	8
2199	Joshua Bergeron	USA	22/08/1984	61,62	9
768	Saeid Montazer Parchi	Iran	10/06/1980	58,1	10
782	Diarmuid Okeeffee	New Zealand	08/12/1981	56,96	11

Event: Ball throw M. Serie: Final CATEGORY: 40 to 49

Nro	Name	Country	Birth	Mark	Puesto
1286	Dawid Stephanus van den Berg	South Africa	15/08/1973	64,55	1
1203	Tomas Burda	Czech Republic	31/03/1973	62,79	2
1223	Michael Molyneux	Great Britain & NI	04/03/1970	55,56	3
1230	Simon Elmore	Great Britain & NI	16/04/1975	54,36	4
1183	JUAN MANUEL VILLAFAN'E	Argentina	09/07/1973	48,95	5
1319	Kevin Lewis	Canada	01/01/1971	47,12	6
1316	Lloyd Tucker	USA	16/11/1967	37,79	7
1311	Yuphin Kaewchoengkha	Thailand	23/05/1971	0	



Event: Ball throw M. Serie: Final CATEGORY: 50 to 59

Nro	Name	Country	Birth	Mark	Puesto
1730	Petr Zitny	Czech Republic	05/03/1965	71,21	1
1803	NOBUHIKO OKAMOTO	MEXICO	02/06/1962	56,44	2
1837	Stanley André Henkeman	South Africa	03/04/1958	55,07	3
1683	Eduardo Cariaga	Argentina	02/11/1962	53,58	4
1783	István Sándor Kóródi	Hungary	03/07/1964	53,44	5
1751	Rainer Eule	Germany	21/02/1958	51,90	6
1685	Enrique Santiago Lima	Argentina	16/02/1957	49,96	7
1778	ILIAS LEONTOPOULOS	Greece	10/03/1965	47,18	8
1807	Bart de Boer	Netherlands	09/10/1958	35,09	9
1851	Somporn Malisorn	Thailand	16/02/1961	33,21	10
2113	Miguel Gallo	Argentina	13/08/1962	32,52	11
1856	Thongyoo Ngoensuk	Thailand	17/02/1962	31,91	12

Event: Ball throw M. Serie: Final CATEGORY: 60 to 69

Nro	Name	Country	Birth	Mark	Puesto
2135	John Hols	Canada	24/11/1947	38,51	1
2125	Alan McKaskill	Australia	08/05/1954	27,25	2

Event: Ball throw M. Serie: Final CATEGORY: 70+

Nro	Name	Country	Birth	Mark	Puesto
2401	Joseph McDonald	USA	06/05/1941	46,88	1
2386	Malcolm Souza-Lewis	Great Britain & NI	08/06/1945	36,48	2

## ATHLETICS

Event: Discus F Serie: Final CATEGORY: 18 to 29

Nro	Name	Country	Birth	Mark	Puesto
387	Yolandie Adendorff	South Africa	30/10/1986	18,56	1

Event: Discus F Serie: Final CATEGORY: 30 to 39

Nro	Name	Country	Birth	Mark	Puesto
773	Soraya Pars Lari	Iran	26/07/1977	19,94	1

Event: Discus F Serie: Final CATEGORY: 40 to 49

Nro	Name	Country	Birth	Mark	Puesto
1233	Tracey Griffiths	Great Britain & NI	11/08/1970	22,11	1
1314	Kerry Murphy	USA	25/07/1972	19,32	2
1312	Barbara Sheble	USA	01/07/1972	19,18	3
1261	Margherita Mazzantini	Italy	04/03/1967	11,98	4

Event: Discus Fem Serie: Final CATEGORY: 50 to 59

Nro	Name	Country	Birth	Mark	Puesto
-----	------	---------	-------	------	--------

1715	Renata Hönisch	Austria	31/12/1958	13,49	1
------	----------------	---------	------------	-------	---

Event: Discus F Serie: Final CATEGORY: 60 to 69

Nro	Name	Country	Birth	Mark	Puesto
2176	Helletje Hendrika Maria Uys	South Africa	24/06/1952	18,68	1
2197	Janet Dennis	USA	27/02/1955	13,49	2
2157	Nicola Maskens	Great Britain & NI	06/09/1954	12,00	3

Event: Discus F Serie: Final CATEGORY: 70+

Nro	Name	Country	Birth	Mark	Puesto
2399	Barbara Breckenridge	USA	04/02/1943	9,40	1
2389	Nora Herminia Salibi de Pich	Argentina	17/08/1941	6,83	2



Event: DiscusM. Final Cat.: 18--29

Nmbr	Name	Country	Birth	Mark	Pos.
308	Matias Martino	CHILE	01/02/1987	24.20	1
337	Ryan Dobinson	Great Britain & NI	10/08/1995	17.32	2

Event: DiscusM. Final Cat.: 30--39

Nmbr	Name	Country	Birth	Mark	Pos.
745	APOSTOLOS CHARITONIDIS	Greece	15/09/1982	36.65	1
752	Ali Heidaripoor	Iran	25/05/1978	31.40	2
761	Mohammad Barati	Iran	22/12/1980	29.34	3
732	Garth Lewis	Great Britain & NI	01/12/1983	24.89	4
813	Rolando Silva	CHILE	25/11/1975	19.01	5
678	CRISTIAN WALTER NAVAMUEL	Argentina	14/10/1976	18.89	6
709	Lloyd Mangahas	Canada	12/07/1981	16.56	7

Event: DiscusM. Final Cat.: 40--49

Nmbr	Name	Country	Birth	Mark	Pos.
1199	Stephen Evans	Canada	21/06/1971	21.21	1
1239	ISIDOROS MATSKIDIS	Greece	05/01/1967	20.49	2
1203	Tomas Burda	Czech Republic	31/03/1973	20.00	3
1214	Dirk Naumann	Germany	17/03/1970	15.57	4
1777	Augusto Ceferino Carrera	Argentina	13/08/1969	14.57	5

Event: DiscusM. Final Cat.: 50--59

Nmbr	Name	Country	Birth	Mark	Pos.
1733	Mark Agnew	South Africa	04/01/1963	33.76	1
1816	Willem Heinis	Netherlands	30/08/1961	26.32	2
1804	Ad. Verweij	Netherlands	07/09/1960	24.96	3
1759	David Mushet	Great Britain & NI	07/08/1962	23.38	4
1758	David Lilley	Great Britain & NI	31/01/1960	22.82	5
1679	CLAUDIO JESÚS MUSSIO	Argentina	28/10/1960	20.58	6
1807	Bart de Boer	Netherlands	09/10/1958	19.95	7
1682	EDGARDO ARIEL MERCADO	Argentina	01/11/1964	15.59	8

Event: DiscusM. Final Cat.: 60--69

Nmbr	Name	Country	Birth	Mark	Pos.
2177	Hermann Steyn	South Africa	31/03/1951	29.50	1
2178	Jacobus Myndert Laubscher	South Africa	05/02/1951	23.75	2
2194	Gilbert Gonzales	USA	25/02/1951	23.39	3
2135	John Hols	Canada	24/11/1947	21.11	4
2167	Rob de Jager	Netherlands	20/01/1953	19.59	5
2125	Alan McKaskil	Australia	08/05/1954	16.65	6

Event: DiscusM. Final Cat.: 70+

Nmbr	Name	Country	Birth	Mark	Pos.
2401	Joseph McDonald	USA	06/05/1941	25.01	1
2386	Malcolm Souza-Lewis	Great Britain & NI	08/06/1945	19.50	2



Event: Javelin F Final Cat.: 18--29

Nmbr	Name	Country	Birth	Mark	Pos.
316	Chantal Veronique Bausch	Germany	08/12/1992	14.71	1
398	Gabrielle Steiger	USA	09/05/1987	13.71	2

Event: Javelin F Final Cat.: 30--39

Nmbr	Name	Country	Birth	Mark	Pos.
793	Vivian Yvonne de Klerk	South Africa	16/02/1985	24.32	1
760	Maryam Sharifi	Iran	24/07/1981	20.54	2
742	Reshma Rana	Great Britain & NI	03/12/1980	20.17	3
773	Soraya Pars Lari	Iran	26/07/1977	18.05	4
717	Lotta Pukkila	Finland	24/03/1983	9.94	5

Event: Javelin F Final Cat.: 40--49

Nmbr	Name	Country	Birth	Mark	Pos.
1233	Tracey Griffiths	Great Britain & NI	11/08/1970	18.93	1
1312	Barbara Sheble	USA	01/07/1972	18.50	2
1314	Kerry Murphy	USA	25/07/1972	16.90	3
1261	Margherita Mazzantini	Italy	04/03/1967	10.89	4

Event: Javelin F Final Cat.: 50--59

Nmbr	Name	Country	Birth	Mark	Pos.
1724	Cristina Ramirez	CHILE	04/12/1963	16.01	1
1767	Josephine Hopkins	Great Britain & NI	13/05/1957	10.29	2
1715	Renata Hönisch	Austria	31/12/1958	8.91	3
1708	ZULMA GRACIELA CORRADI	Argentina	02/02/1965	8.03	4

Event: Javelin F Final Cat.: 60--69

Nmbr	Name	Country	Birth	Mark	Pos.
2176	Helletje Hendrika Maria Uys	South Africa	24/06/1952	17.98	1
2197	Janet Dennis	USA	27/02/1955	8.88	2



Event: Javelin M. Final Cat.: 18--29

Nmbr	Name	Country	Birth	Mark	Pos.
308	Matias Martino	CHILE	01/02/1987	34.89	1
337	Ryan Dobinson	Great Britain & NI	10/08/1995	33.50	2
408	Ádám Bálint Velkey-Guth	Hungary	16/09/1991	33.26	3
341	VASILEIOS KORONAS	Greece	05/08/1986	31.75	4
338	Samuel Clarke	Great Britain & NI	07/09/1992	20.51	5
295	JAVIER AGUSTIN ANDRADA	Argentina	15/10/1987	20.48	6
405	Tomi Palovaara	Finland	02/10/1985	0	

Event: Javelin M. Final Cat.: 30--39

Nmbr	Name	Country	Birth	Mark	Pos.
736	Matthew Cave	Great Britain & NI	10/07/1982	40.60	1
745	APOSTOLOS CHARITONIDIS	Greece	15/09/1982	38.77	2
761	Mohammad Barati	Iran	22/12/1980	32.35	3
768	Saeid Montazer Parchi	Iran	10/06/1980	32.24	4
813	Rolando Silva	CHILE	25/11/1975	28.70	5
720	Risto Aholainen	Finland	09/03/1983	24.22	6
681	EDUARDO MONTI	Argentina	08/07/1980	23.19	7
791	Lloyd William Perry	South Africa	17/03/1983	22.97	8
696	MARIANO JAVIER BASUALTO	Argentina	27/02/1981	14.42	9
679	Dario andrés Gonzalez	Argentina	29/03/1977	0	
733	James Colbeck	Great Britain & NI	06/03/1985	0	
752	Ali Heidaripoor	Iran	25/05/1978	0	

Event: Javelin M. Final Cat.: 40--49

Nmbr	Name	Country	Birth	Mark	Pos.
1214	Dirk Naumann	Germany	17/03/1970	30.22	1
1223	Michael Molyneux	Great Britain & NI	04/03/1970	29.11	2
1286	Dawid Stephanus van den Berg	South Africa	15/08/1973	28.47	3
1203	Tomas Burda	Czech Republic	31/03/1973	24.90	4
1184	MARCELO ROBERTO SILVA	Argentina	25/02/1968	24.74	5
1199	Stephen Evans	Canada	21/06/1971	23.52	6
1183	JUAN MANUEL VILLAFAN'E	Argentina	09/07/1973	19.82	7

Event: Javelin M. Final Cat.: 50--59

Nmbr	Name	Country	Birth	Mark	Pos.
1730	Petr Zitny	Czech Republic	05/03/1965	39.03	1
1751	Rainer Eule	Germany	21/02/1958	30.06	2
1783	István Sándor Kóródi	Hungary	03/07/1964	27.98	3
1683	Eduardo Cariaga	Argentina	02/11/1962	27.63	4
1992	Wayne Lang	Great Britain & NI	01/06/1960	24.73	5
1807	Bart de Boer	Netherlands	09/10/1958	23.09	6
1685	Enrique Santiago Lima	Argentina	16/02/1957	22.93	7
1816	Willem Heinis	Netherlands	30/08/1961	22.17	8
1679	CLAUDIO JESÚS MUSSIO	Argentina	28/10/1960	19.05	9
1846	Natthaphon Thongdee	Thailand	01/01/1957	18.42	10
1804	Ad. Verweij	Netherlands	07/09/1960	17.81	11

Event: Javelin M. Final Cat.: 60--69

Nmbr	Name	Country	Birth	Mark	Pos.
2178	Jacobus Myndert Laubscher	South Africa	05/02/1951	25.08	1
2167	Rob de Jager	Netherlands	20/01/1953	18.25	2
2120	JUAN PASCUAL CORTES	Argentina	17/11/1947	17.82	3
2194	Gilbert Gonzales	USA	25/02/1951	17.78	4
2135	John Hols	Canada	24/11/1947	17.45	5
2150	Peter Rode	Germany	01/02/1954	16.94	6
2125	Alan McKaskill	Australia	08/05/1954	13.63	7

Event: Javelin M. Final Cat.: 70+

Nmbr	Name	Country	Birth	Mark	Pos.
2401	Joseph McDonald	USA	06/05/1941	23.87	1
2386	Malcolm Souza-Lewis	Great Britain & NI	08/06/1945	22.01	2
2390	Anthony Scott	Great Britain & NI	07/02/1942	16.68	3

## ATHLETICS

Event: High jump F Serie: Final CATEGORY: 30 to 39

Nro	Name	Country	Birth	Mark	Puesto
731	Emma Wiltshire	Great Britain & NI	25/07/1984	1,36	1

Event: High jump F Serie: Final CATEGORY: 50 to 59

Nro	Name	Country	Birth	Mark	Puesto
1748	Monika Pilger	Germany	27/12/1964	1,04	1



Event: High Jump M Final Cat.: 15--17

Nmbr	Name	Country	Birth	Mark	Pos.
186	Stephane Lacroix	Canada	23/01/1998	1.43	1

Event: High Jump M Final Cat.: 18--29

Nmbr	Name	Country	Birth	Mark	Pos.
379	Johannes Antonie Lombaard	South Africa	07/09/1995	1.47	1
1715	Siegfried Meschnig	Austria	10/02/1989	1.40	2
342	Lok Man Lomond CHU	Hong Kong	28/11/1990	1.35	3

Event: High Jump M Final Cat.: 30--39

Nmbr	Name	Country	Birth	Mark	Pos.
747	IOSIF TZOUGANAKIS	Greece	05/07/1976	1.40	1
690	JUAN MANUEL BORGA	Argentina	10/01/1981	1.35	2
720	Risto Aholainen	Finland	09/03/1983	1.30	3
768	Saeid Montazer Parchi	Iran	10/06/1980	0	

Event: High Jump M Final Cat.: 40--49

Nmbr	Name	Country	Birth	Mark	Pos.
1239	ISIDOROS MATSKIDIS	Greece	05/01/1967	1.45	1
1220	Mark Swift	Great Britain & NI	27/08/1972	1.40	2
1223	Michael Molyneux	Great Britain & NI	04/03/1970	1.30	3
1242	NIKOLAOS GRYDAKIS	Greece	01/06/1971	1.25	4

Event: High Jump M Final Cat.: 50--59

Nmbr	Name	Country	Birth	Mark	Pos.
1821	Andrzej Haj	Poland	21/02/1960	1.40	1
1813	Rick Westerdaal	Netherlands	25/04/1965	1.40	2
1753	Thomas Rack	Germany	24/10/1962	1.35	3
1805	Andre Lassooij	Netherlands	22/03/1958	1.30	4

Event: High Jump M Final Cat.: 60--69

Nmbr	Name	Country	Birth	Mark	Pos.
2133	Lucien Van Staen	Belgium	08/03/1954	1.15	1
2194	Gilbert Gonzales	USA	25/02/1951	1.00	2

Event: High Jump M Final Cat.: 70+

Nmbr	Name	Country	Birth	Mark	Pos.
2383	Malcolm Souza-Lewis	Great Britain & NI	08/06/1945	1.10	1





Nmbr	Name	Country	Birth	Mark	Pos.
1	Addison McArthur	Canada	08/05/2011	0	

Event: Long Jump F Final Cat.: <5

Nmbr	Name	Country	Birth	Mark	Pos.
97	Alice Tapping	France	10/09/2003	2.52 (+2.3)	1

Event: Long Jump F Final Cat.: 9--11

Nmbr	Name	Country	Birth	Mark	Pos.
111	Kristen Henry	South Africa	30/10/2001	3.66 (+1.8)	1

Event: Long Jump F Final Cat.: 12--14

Nmbr	Name	Country	Birth	Mark	Pos.
188	Jeanne Carles	France	07/02/1999	3.47 (+2.2)	1
183	Juliana de los Angeles Crededio	Argentina	24/11/1999	3.20 (+1.6)	2

Event: Long Jump F Final Cat.: 15--17

Nmbr	Name	Country	Birth	Mark	Pos.
386	Suretha Maartens	South Africa	06/05/1987	4.34 (+2.3)	1
366	Claudia Reuvers	Netherlands	13/07/1992	4.17 (+4.0)	2
292	ESTEFANÍA LIBONATTI	Argentina	07/11/1987	4.03 (+2.5)	3
398	Gabrielle Steiger	USA	09/05/1987	3.08 (+1.8)	4
388	Emilie Dafflon	Switzerland	08/07/1994	2.93 (+4.2)	5

Event: Long Jump F Final Cat.: 18--29

Nmbr	Name	Country	Birth	Mark	Pos.
731	Emma Wiltshire	Great Britain & NI	25/07/1984	4.60 (+2.0)	1
793/820	Vivian Yvonne de Klerk	South Africa	16/02/1985	4.49 (+3.5)	2

Event: Long Jump F Final Cat.: 30--39

Nmbr	Name	Country	Birth	Mark	Pos.
1187	MÓNICA CARINA BARRIONUEVO	Argentina	07/08/1975	2.72 (+5.7)	1
1181	Evangelina Camiña	Argentina	05/08/1975	2.15 (+6.0)	2

Event: Long Jump F Final Cat.: 40--49

Nmbr	Name	Country	Birth	Mark	Pos.
1840	Elizabeth (Liz) Schick	Switzerland	10/03/1962	2.80 (+6.0)	1

Event: Long Jump F Final Cat.: 50--59

Nmbr	Name	Country	Birth	Mark	Pos.
2181	Geneviève Anthamatten	Switzerland	06/10/1952	2.47 (+0.6)	1
2157	Nicola Maskens	Great Britain & NI	06/09/1954	2.13 (+0.5)	2
2197	Janet Dennis	USA	27/02/1955	1.26 (+1.7)	3

Event: Long Jump F Final Cat.: 60--69

## ATHLETICS

Event: Long jump M Serie: Final CATEGORY: 9 to 11

Nro	Name	Country	Birth	Mark	Puesto
38	Kian Shah-Ackroyd	USA	28/03/2005	3,34 (+2,4)	1

Event: Long jump M Serie: Final CATEGORY: 12 to 14

Nro	Name	Country	Birth	Mark	Puesto
94	Kaidyn Blair	Canada	24/04/2002	3,33 (+1,2)	1
95	Tomas Smazak	Czech Republic	22/08/2003	2,67 (+1,2)	2

Event: Long jump M Serie: Final CATEGORY: 15 to 17

Nro	Name	Country	Birth	Mark	Puesto
196	Samuel Pooley	Great Britain & NI	08/02/1999	4,84 (+5,5)	1
205	Brett Gilberth Howburg	South Africa	07/12/1997	4,76 (+3,1)	2
186	Stephane Lacroix	Canada	23/01/1998	4,31 (+2,4)	3

Event: Long jump M Serie: Final CATEGORY: 18 to 29

Nro	Name	Country	Birth	Mark	Puesto
326	Edwin Yamoah	Great Britain & NI	15/08/1986	5,80 (+4,7)	1

308	Matias Martino	CHILE	01/02/1987	5,08 (+5,8)	2
342	Lok Man Lomond CHU	Hong Kong	28/11/1990	5,07 (+4,1)	3
347	Sándor Jánka	Hungary	21/07/1989	5,05 (+3,3)	4
329	Joe Matthews	Great Britain & NI	27/02/1987	4,70 (+2,5)	5

Event: Long jump M Serie: Final CATEGORY: 30 to 39

Nro	Name	Country	Birth	Mark	Puesto
733	James Colbeck	Great Britain & NI	06/03/1985	5,42 (+5,4)	1
690	JUAN MANUEL BORGA	Argentina	10/01/1981	5,21 (+3,5)	2
687	Héctor Castro	Argentina	20/04/1979	5,05 (+3,4)	3
765	Mousa Khalifeh	Iran	21/09/1981	4,91 (+6,8)	4
720	Risto Aholainen	Finland	09/03/1983	4,65 (+3,4)	5
808	Joshua Bergeron	USA	22/08/1984	4,60 (+4,7)	6
747	IOSIF TZOUGANAKIS	Greece	05/07/1976	4,47 (+5,6)	7
814	Nick Condon	Great Britain & NI	30/12/1975	4,22 (+6,7)	8

Event: Long jump M Serie: Final CATEGORY: 40 to 49

Nro	Name	Country	Birth	Mark	Puesto
1250	Róbert Gelencsér	Hungary	08/03/1971	5,10 (+4,1)	1
1305	Nirandr Ouisua	Thailand	11/03/1973	4,53 (+3,3)	2
1220	Mark Swift	Great Britain & NI	27/08/1972	4,31 (+3,7)	3
1223	Michael Molyneux	Great Britain & NI	04/03/1970	3,87 (+2,7)	4

1214	Dirk Naumann	Germany	17/03/1970	3,15 (+3,3)	5
------	--------------	---------	------------	-------------	---

Event: Long jump M Serie: Final CATEGORY: 50 to 59

Nro	Name	Country	Birth	Mark	Puesto
1796	GEORG THURNER	Italy	04/05/1960	5,01 (+4,3)	1
1750	Peter Hellriegel	Germany	27/04/1964	4,91 (+3,8)	2
1775	Vince Taylor	Great Britain & NI	03/07/1962	4,43 (+3,1)	3
1992	Wayne Lang	Great Britain & NI	01/06/1960	4,42 (+4,0)	4
1679	CLAUDIO MUSSIO	Argentina	28/10/1960	3,36 (+2,2)	5
1693	Juan Carlos Kerszberg	Argentina	21/10/1959	2,71 (+4,0)	6
1725	Rodrigo Diaz Aros	CHILE	24/02/1961	0	
1810	Mario Lefevere	Netherlands	24/01/1961	0	

Event: Long jump M Serie: Final CATEGORY: 60 to 69

Nro	Name	Country	Birth	Mark	Puesto
2184	Pramote Ladswan	Thailand	03/11/1950	3,14 (+3,6)	1
2170	Per Glasø	Norway	28/07/1946	3,12 (+2,7)	2
2161	Sui Lung LAI	Hong Kong	05/06/1955	2,89 (+3,1)	3
2194	Gilbert Gonzales	USA	25/02/1951	2,70 (+2,8)	4

# BADMINTON

Partidos de viernes 28/08/2015



Juegos Mundiales para Trasplantados  
**ARGENTINA**  
MAR DEL PLATA 2015

Fechas  
28 - 29 ago 2015

Ciudad, País  
MAR DEL PLATA, ARG

Página web  
<http://www.trasplantados2015.gob.ar>

Hora	Prueba	Ronda	Jug 1	Jug 2
08:00	MEN SINGLES 12-14	M2	<b>Kaidyn Blair (CAN)</b>	(ARG) Matias Cano
21-4 21-8				
08:00	MEN SINGLES 15-17 - Grupo A	M2	<b>Sam Roonan (GBR)</b>	(CAN) Stephane Lacroix[1/2]
17-21 21-19 15-8				
08:00	MEN SINGLES 15-17 - Grupo B	M2	<b>Tsz Hin So (HKG)[2/2]</b>	(CAN) Ronald Antonroy
21-18 21-8				
08:00	MEN SINGLES 15-17 - Grupo B	M2	<b>Lewis Brimble (GBR)</b>	(GBR) Stuart Robbins
21-12 11-4 Ret. Ganado				
08:00	WOMAN SINGLES 15-17	M2	<b>Renske Van Der Pijl (NED)</b>	(FRA) Raffaella Leccacorvi
21-7 21-14				
08:00	MEN SINGLES 30-39 - Grupo A	M2	<b>Nitiroj Phunrum (THA)[1/2]</b>	(GBR) Alan Avon
21-7 21-6				
08:00	MEN SINGLES 30-39 - Grupo A	M2	<b>Balveer Singh (IND)</b>	(IRI) Hamzeh Pirmoradian
21-10 21-10				
08:00	MEN SINGLES 40-49 - Grupo A	M2	<b>Johannes Jacobus Kleingeld (RSA)[1]</b>	(SUI) Ouri Nicolet
21-1 21-4				
08:25	MEN SINGLES 18-29 - Grupo A	M2	<b>Hossein Rezaei Almanghadim (IRI)[1/3]</b>	(GBR) Nicholas Miller
21-12 21-10				
08:25	MEN SINGLES 18-29 - Grupo B	M2	<b>Jamie Jessup (GBR)[2/3]</b>	(USA) Eddy Martinez
21-0 21-3				
08:25	MEN SINGLES 18-29 - Grupo B	M2	<b>Markus Malter (GER)</b>	(ARG) Sebastián Ventura Anibal Oertlinger
w.o. Ganado				
08:25	MEN SINGLES 18-29 - Grupo C	M2	<b>Nopparat Karnkayan (THA)[3/3]</b>	(ARG) Tomás Gabriel Alzamora
w.o. Ganado				
08:25	MEN SINGLES 30-39 - Grupo C	M2	<b>Alireza Roohparvarzadeh (IRI)</b>	(FRA) Pierrick Beghin
21-1 21-14				
08:25	MEN SINGLES 30-39 - Grupo C	M2	<b>Simon Bessant (GBR)</b>	(THA) Wassapol Thamniyom
21-6 21-6				
08:25	WOMAN SINGLES 30-39 -	M2	<b>Maria Jose Vilella (ARG)</b>	(IRI) Maryam Molaei Khaletabadi[1/2]
0-0 Ret. Ganado				
08:25	MEN SINGLES 40-49 - Grupo B	M2	<b>Tim Adamson (GBR)[2]</b>	(KOR) Daeyeong Jeong
21-13 21-8				

# BADMINTON

Partidos de viernes 28/08/2015



Fechas  
28 - 29 ago 2015

Ciudad, País  
MAR DEL PLATA, ARG

Página web  
<http://www.trasplantados2015.gob.ar>

Hora	Prueba	Ronda	Jul 1	Jul 2
08:50	MEN SINGLES 18-29 - Grupo C	M2		<b>Siegfried Meschnig (AUT)</b> (GBR) Matthew Quinn
21-14	21-10			
08:50	MEN SINGLES 30-39 - Grupo B	M2		<b>Neil Mcleod (GBR)[2/2]</b> (ARG) Facundo Brandana
w.o. Ganado				
08:50	MEN SINGLES 30-39 - Grupo B	M2		<b>Supasak Choeichum (THA)</b> (IRI) Behrouz Salimi
22-20	21-11			
08:50	MEN SINGLES 30-39 - Grupo D	M2		<b>Yusuke Kurata (JPN)</b> (GBR) Nicholas Pomone
21-17	21-12			
08:50	MEN SINGLES 30-39 - Grupo D	M2		<b>Supadis Kosasaeng (THA)</b> (ARG) Cristian Walter Navamuel
w.o. Ganado				
08:50	MEN SINGLES 40-49 - Grupo C	M2		<b>Paul Reynolds (GBR)</b> (SUI) Carlo Brüngger
21-9	21-5			
08:50	WOMAN SINGLES 40-49	M2		<b>Zsuzsanna Hanyu (HUN)</b> (FRA) Béatrice Baré
21-12	21-12			
09:15	MEN SINGLES 12-14	M1		<b>Fabrizio Moreschi (ARG)</b> (ARG) Matias Cano
21-4	21-11			
09:15	MEN SINGLES 15-17 - Grupo A	M1		<b>Sam Roonan (GBR)</b> (USA) Jacob Ladyga
21-7	21-9			
09:15	MEN SINGLES 15-17 - Grupo B	M1		<b>Tsz Hin So (HKG)[2/2]</b> (GBR) Stuart Robbins
w.o. Ganado				
09:15	MEN SINGLES 15-17 - Grupo B	M1		<b>Lewis Brimble (GBR)</b> (CAN) Ronald Antonroy
21-6	21-14			
09:15	WOMAN SINGLES 15-17	M1		<b>Tsz Ling So (HKG)</b> (FRA) Raffaella Leccacorvi
21-10	21-9			
09:15	WOMAN SINGLES 30-39 -	M1		<b>Maria Jose Vilella (ARG)</b> (SUI) Andrea Ruth Jacober
21-7	21-13			
09:15	WOMAN SINGLES 30-39 -	M2		<b>Najmeh Kamali (IRI)[2/2]</b> (BEL) Stephanie Keustermans
21-7	21-5			
09:15	MEN SINGLES 40-49 - Grupo A	M1		<b>Ouri Nicolet (SUI)</b> (GBR) Constantine Maroudias
21-16	18-21 15-11			
09:40	MEN SINGLES 18-29 - Grupo B	M3		<b>Eddy Martinez (USA)</b> (ARG) Sebastián Ventura Anibal Oertlinger
w.o. Ganado				

# BADMINTON

Partidos de viernes 28/08/2015



Fechas  
28 - 29 ago 2015

Ciudad, País  
MAR DEL PLATA, ARG

Página web  
<http://www.trasplantados2015.gov.ar>

Hora	Prueba	Ronda	Jug 1	Jug 2
09:40	MEN SINGLES 18-29 - Grupo C	M3	<b>Nopparat Karnkayan (THA)[3/3]</b>	(AUT) Siegfried Meschnig
21-11 21-9				
09:40	WOMAN SINGLES 18-29 -	M2	<b>Maryam Rahmani (IRI)</b>	(FRA) Sarah Sabba
21-3 21-1				
09:40	MEN SINGLES 30-39 - Grupo A	M3	<b>Nitiroj Phunrum (THA)[1/2]</b>	(IRI) Hamzeh Pirmoradian
21-11 21-18				
09:40	MEN SINGLES 30-39 - Grupo B	M3	<b>Neil Mcleod (GBR)[2/2]</b>	(THA) Supasak Choeichum
21-17 21-12				
09:40	MEN SINGLES 30-39 - Grupo D	M1	<b>Yusuke Kurata (JPN)</b>	(THA) Supadis Kosasaeng
21-4 21-9				
09:40	WOMAN SINGLES 30-39 -	M2	<b>Sandra Strebel (SUI)</b>	(HKG) Chung Yan Ip
21-15 19-21 15-12				
10:00	WOMAN SINGLES 30-39 -	M2	<b>Nareerat Thongsanthiah (THA)</b>	(SUI) Andrea Ruth Jacober
21-10 21-10				
10:05	MEN SINGLES 18-29 - Grupo A	M1	<b>Kittiwit Chailee (THA)</b>	(GBR) Nicholas Miller
9-21 21-11 15-4				
10:05	MEN SINGLES 18-29 - Grupo B	M1	<b>Markus Malter (GER)</b>	(USA) Eddy Martinez
21-13 21-4				
10:05	MEN SINGLES 18-29 - Grupo B	M1	<b>Jamie Jessup (GBR)[2/3]</b>	(ARG) Sebastián Ventura Anibal Oertlinger
w.o. Ganado				
10:05	MEN SINGLES 18-29 - Grupo C	M3	<b>Matthew Quinn (GBR)</b>	(ARG) Tomás Gabriel Alzamora
21-12 13-21 15-7				
10:05	MEN SINGLES 30-39 - Grupo B	M3	<b>Behrouz Salimi (IRI)</b>	(ARG) Facundo Brandana
w.o. Ganado				
10:05	MEN SINGLES 30-39 - Grupo C	M1	<b>Wassapol Thamniyom (THA)</b>	(FRA) Pierrick Beghin
21-13 18-21 15-5				
10:05	MEN SINGLES 30-39 - Grupo D	M1	<b>Nicholas Pomone (GBR)</b>	(ARG) Cristian Walter Navamuel
w.o. Ganado				
10:05	MEN SINGLES 40-49 - Grupo E	M2	<b>Miroslav Tichy (SVK)</b>	(CZE) Petr Zitny
w.o. Ganado				
10:30	MEN SINGLES 12-14	M3	<b>Fabrizio Moreschi (ARG)</b>	(CAN) Kaidyn Blair
18-21 21-16 15-10				

# BADMINTON

Partidos de viernes 28/08/2015



Fechas  
28 - 29 ago 2015

Ciudad, País  
MAR DEL PLATA, ARG

Página web  
<http://www.trasplantados2015.gob.ar>

Hora	Prueba	Ronda	Jug 1	Jug 2
10:30	MEN SINGLES 15-17 - Grupo A	M3	<b>Stephane Lacroix (CAN)[1/2]</b>	(USA) Jacob Ladyga
21-6 21-9				
10:30	MEN SINGLES 15-17 - Grupo B	M3	<b>Lewis Brimble (GBR)</b>	(HKG) Tsz Hin So[2/2]
21-9 21-10				
10:30	MEN SINGLES 15-17 - Grupo B	M3	<b>Ronald Antonroy (CAN)</b>	(GBR) Stuart Robbins
w.o. Ganado				
10:30	MEN SINGLES 30-39 - Grupo A	M3	<b>Balveer Singh (IND)</b>	(GBR) Alan Avon
21-9 21-6				
10:30	WOMAN SINGLES 30-39 -	M3	<b>Andrea Ruth Jacober (SUI)</b>	(IRI) Maryam Molaei Khaletabadi[1/2]
w.o. Ganado				
10:30	WOMAN SINGLES 30-39 -	M1	<b>Najmeh Kamali (IRI)[2/2]</b>	(HKG) Chung Yan Ip
21-3 21-3				
10:30	WOMAN SINGLES 30-39 -	M1	<b>Sandra Strebhel (SUI)</b>	(BEL) Stephanie Keustermans
21-5 24-22				
10:55	WOMAN SINGLES 15-17	M3	<b>Tsz Ling So (HKG)</b>	(NED) Renske Van Der Pijl
21-7 21-10				
10:55	MEN SINGLES 18-29 - Grupo A	M3	<b>Hossein Rezaei Almanghadim (IRI)[1/3]</b>	(THA) Kittiwit Chailee
21-10 21-8				
10:55	MEN SINGLES 18-29 - Grupo B	M3	<b>Jamie Jessup (GBR)[2/3]</b>	(GER) Markus Malter
21-5 21-1				
10:55	MEN SINGLES 18-29 - Grupo C	M1	<b>Nopparat Karnkayan (THA)[3/3]</b>	(GBR) Matthew Quinn
21-8 21-4				
10:55	WOMAN SINGLES 18-29 -	M1	<b>Florinda Siep (NED)</b>	(RSA) Janike Venter
21-15 21-13				
10:55	MEN SINGLES 30-39 - Grupo C	M1	<b>Alireza Roohparvarzadeh (IRI)</b>	(GBR) Simon Bessant
21-9 21-11				
10:55	MEN SINGLES 40-49 - Grupo D	M2	<b>Attapol Likitpattamasingh (THA)</b>	(GBR) Neil Macdonald
21-9 21-12				
10:55	MEN SINGLES 40-49 - Grupo B	M1	<b>Daeyeong Jeong (KOR)</b>	(ARG) Diego Valenzuela
w.o. Ganado				
11:00	WOMAN SINGLES 18-29 -	M2	<b>Chidapha Srichamnong (THA)[1/1]</b>	(AUS) Tamaryn Stevens
21-11 21-12				



# BADMINTON

Partidos de viernes 28/08/2015



Juegos Mundiales para Trasplantados  
**ARGENTINA**  
MAR DEL PLATA 2015

Fechas  
28 - 29 ago 2015

Ciudad, País  
MAR DEL PLATA, ARG

Página web  
<http://www.trasplantados2015.gob.ar>

Hora	Prueba	Ronda	Jul 1	Jul 2
11:20	MEN SINGLES 18-29 - Grupo C	M1		<b>Siegfried Meschnig (AUT)</b> (ARG) Tomás Gabriel Alzamora
21-11 21-4				
11:20	WOMAN SINGLES 18-29 -	M1		<b>Tamaryn Stevens (AUS)</b> (FRA) Nadège Le Men
21-8 21-13				
11:20	WOMAN SINGLES 18-29 -	M1		<b>Nanae Ichikawa (JPN)</b> (FRA) Sarah Sabba
21-2 21-0				
11:20	MEN SINGLES 30-39 - Grupo A	M1		<b>Nitiroj Phunrum (THA)[1/2]</b> (IND) Balveer Singh
w.o. Ganado				
11:20	MEN SINGLES 30-39 - Grupo D	M3		<b>Yusuke Kurata (JPN)</b> (ARG) Cristian Walter Navamuel
w.o. Ganado				
11:20	MEN SINGLES 40-49 - Grupo C	M1		<b>Dharmendra Soti (IND)</b> (GBR) Paul Reynolds
21-3 21-6				
11:20	MEN SINGLES 50-59 - Grupo A	M2		<b>Yue Keng Siang (SIN)[1]</b> (MAS) Singh Kaldip
21-18 13-21 15-11				
11:45	MEN SINGLES 15-17	SF		<b>Sam Roonan (GBR)</b> (HKG) Tsz Hin So[2/2]
21-7 21-14				
11:45	MEN SINGLES 15-17	SF		<b>Lewis Brimble (GBR)</b> (CAN) Stephane Lacroix[1/2]
21-9 21-9				
11:45	MEN SINGLES 30-39 - Grupo A	M1		<b>Hamzeh Pirmoradian (IRI)</b> (GBR) Alan Avon
21-13 21-13				
11:45	MEN SINGLES 30-39 - Grupo B	M1		<b>Neil Mcleod (GBR)[2/2]</b> (IRI) Behrouz Salimi
23-21 21-12				
11:45	MEN SINGLES 30-39 - Grupo B	M1		<b>Supasak Choeichum (THA)</b> (ARG) Facundo Brandana
w.o. Ganado				
11:45	MEN SINGLES 30-39 - Grupo C	M3		<b>Simon Bessant (GBR)</b> (FRA) Pierrick Beghin
12-2 Ret. Ganado				
11:45	WOMAN SINGLES 30-39 -	M3		<b>Najmeh Kamali (IRI)[2/2]</b> (SUI) Sandra Strebel
21-10 21-3				
11:45	MEN SINGLES 50-59 - Grupo B	M2		<b>Jaechan Hwang (KOR)</b> (GBR) Gareth Henderson
21-6 21-11				
12:00	WOMAN SINGLES 30-39 -	M1		<b>Nareerat Thongsanthiah (THA)</b> (IRI) Maryam Molaei Khaletabadi[1/2]
w.o. Ganado				

# BADMINTON

Partidos de viernes 28/08/2015



Juegos Mundiales para Trasplantados  
**ARGENTINA**  
MAR DEL PLATA 2015

Fechas  
28 - 29 ago 2015

Ciudad, País  
MAR DEL PLATA, ARG

Página web  
<http://www.trasplantados2015.gob.ar>

Hora	Prueba	Ronda	Jug 1	Jug 2
12:10	WOMAN SINGLES 18-29 -	M3	<b>Nanae Ichikawa (JPN)</b>	(IRI) Maryam Rahmani
17-21 21-15 16-14				
12:10	MEN SINGLES 30-39 - Grupo C	M3	<b>Alireza Roohparvarzadeh (IRI)</b>	(THA) Wassapol Thamniyom
21-9 21-9				
12:10	MEN SINGLES 40-49 - Grupo D	M1	<b>Roman Dunda (CZE)</b>	(GBR) Neil Macdonald
21-10 21-12				
12:10	MEN SINGLES 40-49 - Grupo E	M1	<b>Vincent Mayne (GBR)</b>	(CZE) Petr Zitny
w.o. Ganado				
12:10	WOMAN SINGLES 40-49	M2	<b>Sirirat Kongsuwan (THA)</b>	(IRI) Rezvan Najarzadeh
21-6 21-10				
12:10	MEN SINGLES 50-59 - Grupo A	M2	<b>Kajhonsak Saisung (THA)</b>	(CAN) Jocelyn St Jean
21-3 21-2				
12:30	WOMAN SINGLES 30-39 -	M3	<b>Nareerat Thongsanthiah (THA)</b>	(ARG) Maria Jose Vilella
21-10 21-6				
12:35	WOMAN SINGLES 18-29 -	M3	<b>Chidapha Srichamnong (THA)[1/1]</b>	(FRA) Nadège Le Men
21-11 21-9				
12:35	MEN SINGLES 30-39 - Grupo D	M3	<b>Nicholas Pomone (GBR)</b>	(THA) Supadis Kosasaeng
21-5 21-6				
12:35	WOMAN SINGLES 30-39 -	M3	<b>Stephanie Keustermans (BEL)</b>	(HKG) Chung Yan Ip
21-12 21-18				
12:35	MEN SINGLES 40-49 - Grupo B	M3	<b>Tim Adamson (GBR)[2]</b>	(ARG) Diego Valenzuela
w.o. Ganado				
12:35	MEN SINGLES 40-49 - Grupo A	M3	<b>Johannes Jacobus Kleingeld (RSA)[1]</b>	(GBR) Constantine Maroudias
w.o. Ganado				
12:35	MEN SINGLES 50-59 - Grupo B	M2	<b>Seah Hor Lim (SIN)</b>	(THA) Srid Somin
21-17 21-17				
12:35	MEN SINGLES 50-59 - Grupo D	M2	<b>Martin Carrasco Garcia (ESP)</b>	(NED) Rob Bartmentlo
21-14 21-8				
12:35	MEN SINGLES 50-59 - Grupo E	M3	<b>István Luib (HUN)</b>	(MEX) Nobuhiko Okamoto
w.o. Ganado				
01:00	MEN SINGLES 15-17	Final	<b>Lewis Brimble (GBR)</b>	(GBR) Sam Roonan
21-16 21-15				

# BADMINTON

Partidos de viernes 28/08/2015



Juegos Mundiales para Trasplantados  
**ARGENTINA**  
MAR DEL PLATA 2015

Fechas  
28 - 29 ago 2015

Ciudad, País  
MAR DEL PLATA, ARG

Página web  
<http://www.trasplantados2015.gob.ar>

Hora	Prueba	Ronda	Jug 1	Jug 2
01:00	MEN SINGLES 40-49 - Grupo C	M3	<b>Dharmendra Soti (IND)</b>	(SUI) Carlo Brünger
21-3 21-2				
01:00	WOMAN SINGLES 40-49	M1	<b>Sirirat Kongsuwan (THA)</b>	(FRA) Béatrice Baré
21-10 21-12				
01:00	MEN SINGLES 50-59 - Grupo A	M1	<b>Yue Keng Siang (SIN)[1]</b>	(THA) Kajhonsak Saisung
21-9 21-13				
01:00	MEN SINGLES 50-59 - Grupo F	M2	<b>Koh Hock Heng (SIN)</b>	(NEP) Prem Ratna Manandhar
w.o. Ganado				
01:00	WOMAN SINGLES 50-59 -	M2	<b>Margaret Gambrell (GBR)[1/2]</b>	(THA) Sumalee Sangarunsiri
21-10 21-7				
01:00	WOMAN SINGLES 50-59 -	M2	<b>Marjan Basie-De Fijter (NED)</b>	(THA) Nataya Saowatanpong[2/2]
21-18 21-11				
01:00	Men Singles 18-29 FINAL	SF	<b>Jamie Jessup (GBR)</b>	(THA) Nopparat Karnkayan
22-20 21-16				
01:25	WOMAN SINGLES 18-29	CF	<b>Maryam Rahmani (IRI)</b>	(RSA) Janike Venter
21-5 21-9				
01:25	WOMAN SINGLES 30-39	SF	<b>Najmeh Kamali (IRI)[2/2]</b>	(ARG) Maria Jose Vilella
21-6 21-2				
01:25	MEN SINGLES 40-49 - Grupo E	M3	<b>Vincent Mayne (GBR)</b>	(SVK) Miroslav Tichy
21-11 21-7				
01:25	WOMAN SINGLES 40-49	M1	<b>Zsuzsanna Hanyu (HUN)</b>	(IRI) Rezvan Najarzadeh
21-9 21-16				
01:25	MEN SINGLES 50-59 - Grupo A	M1	<b>Singh Kaldip (MAS)</b>	(CAN) Jocelyn St Jean
21-10 21-2				
01:25	MEN SINGLES 50-59 - Grupo E	M2	<b>How Kiat Chian (SIN)</b>	(MEX) Nobuhiko Okamoto
w.o. Ganado				
01:25	WOMAN SINGLES 50-59 -	M2	<b>Juliet Lewis (GBR)</b>	(GBR) Judith Burgess
21-9 21-3				
01:50	WOMAN SINGLES 18-29	CF	<b>Florinda Siep (NED)</b>	(AUS) Tamaryn Stevens
21-7 21-9				
01:50	MEN SINGLES 40-49 - Grupo D	M3	<b>Roman Dunda (CZE)</b>	(THA) Attapol Likitpattamasingh
26-24 21-6				

# BADMINTON

Partidos de viernes 28/08/2015



Juegos Mundiales para Trasplantados  
**ARGENTINA**  
MAR DEL PLATA 2015

Fechas  
28 - 29 ago 2015

Ciudad, País  
MAR DEL PLATA, ARG

Página web  
<http://www.trasplantados2015.gob.ar>

Hora	Prueba	Ronda	Jug 1	Jug 2
01:50	MEN SINGLES 50-59 - Grupo B	M1	<b>Jaechan Hwang (KOR)</b>	(SIN) Seah Hor Lim
21-14	21-14			
01:50	MEN SINGLES 50-59 - Grupo B	M1	<b>Gareth Henderson (GBR)</b>	(THA) Srid Somin
11-21	21-10 15-4			
01:50	MEN SINGLES 50-59 - Grupo D	M1	<b>Martin Carrasco Garcia (ESP)</b>	(USA) Randall Stafford
21-10	21-6			
01:50	MEN SINGLES 60-69	M2	<b>Kim Pheng Yeo (SIN)</b>	(THA) Thawatchai Ekthuraprakhan
21-4	21-14			
02:00	MEN SINGLES 30-39 FINAL	SF	<b>Neil Mcleod (GBR)</b>	(JPN) Yusuke Kurata
21-12	21-7			
02:15	MEN SINGLES 40-49	CF	<b>Dharmendra Soti (IND)</b>	(GBR) Vincent Mayne
21-8	21-8			
02:15	WOMAN SINGLES 40-49	M3	<b>Béatrice Baré (FRA)</b>	(IRI) Rezvan Najarzadeh
21-17	21-13			
02:15	MEN SINGLES 50-59 - Grupo A	M3	<b>Yue Keng Siang (SIN)[1]</b>	(CAN) Jocelyn St Jean
w.o. Ganado				
02:15	MEN SINGLES 50-59 - Grupo F	M1	<b>Humberto Cieri (ARG)</b>	(NEP) Prem Ratna Manandhar
w.o. Ganado				
02:15	WOMAN SINGLES 50-59 -	M3	<b>Nataya Saowatanpong (THA)[2/2]</b>	(GBR) Judith Burgess
21-5	21-5			
02:40	WOMAN SINGLES 18-29	SF	<b>Maryam Rahmani (IRI)</b>	(THA) Chidapha Srichamngong[1/1]
21-2	21-5			
02:40	WOMAN SINGLES 30-39	SF	<b>Nareerat Thongsanthiah (THA)</b>	(SUI) Sandra Strebel
21-13	16-21 15-11			
02:40	MEN SINGLES 50-59 - Grupo A	M3	<b>Singh Kaldip (MAS)</b>	(THA) Kajhonsak Saisung
21-12	21-7			
02:40	MEN SINGLES 50-59 - Grupo C	M2	<b>Sergio Rudi Miranda Muñoz (URU)</b>	(ARG) Jorge Daniel Aballay
w.o. Ganado				
02:40	WOMAN SINGLES 50-59 -	M1	<b>Valerie Cooper (GBR)</b>	(THA) Sumalee Sangarunsiri
21-3	21-6			
02:40	WOMAN SINGLES 50-59 -	M3	<b>Marjan Basie-De Fijter (NED)</b>	(GBR) Juliet Lewis
21-12	21-10			

# BADMINTON

Partidos de viernes 28/08/2015



Juegos Mundiales para Trasplantados  
**ARGENTINA**  
MAR DEL PLATA 2015

Fechas  
28 - 29 ago 2015

Ciudad, País  
MAR DEL PLATA, ARG

Página web  
<http://www.trasplantados2015.gob.ar>

Hora	Prueba	Ronda	Jul 1	Jul 2
03:00	Men Singles 18-29 FINAL	Final	<b>Hossein Rezaei Almaghadim (IRI)</b> (GBR) Jamie Jessup	
21-11 19-21 15-11				
03:05	WOMAN SINGLES 18-29	SF	<b>Nanae Ichikawa (JPN)</b> (NED) Florinda Siep	
21-12 21-10				
03:05	MEN SINGLES 40-49	SF	<b>Johannes Jacobus Kleingeld (RSA)[1]</b> (CZE) Roman Dunda	
21-7 21-11				
03:05	MEN SINGLES 50-59 - Grupo B	M3	<b>Seah Hor Lim (SIN)</b> (GBR) Gareth Henderson	
21-13 21-13				
03:05	MEN SINGLES 50-59 - Grupo B	M3	<b>Jaechan Hwang (KOR)</b> (THA) Srid Somin	
21-2 21-12				
03:05	MEN SINGLES 50-59 - Grupo F	M3	<b>Koh Hock Heng (SIN)</b> (ARG) Humberto Cieri	
21-5 21-5				
03:30	MEN SINGLES 40-49	SF	<b>Dharmendra Soti (IND)</b> (GBR) Tim Adamson[2]	
21-16 21-16				
03:30	MEN SINGLES 50-59 - Grupo D	M3	<b>Rob Bartmentlo (NED)</b> (USA) Randall Stafford	
21-11 21-6				
03:30	MEN SINGLES 50-59 - Grupo E	M1	<b>István Luib (HUN)</b> (SIN) How Kiat Chian	
21-1 21-5				
03:30	WOMAN SINGLES 50-59 -	M1	<b>Marjan Basie-De Fijter (NED)</b> (GBR) Judith Burgess	
21-6 21-4				
03:30	MEN SINGLES 60-69	M1	<b>Zbynek Schwarz (CZE)</b> (THA) Thawatchai Ekthuraprakhan	
21-4 21-4				
03:55	WOMAN SINGLES 30-39	Final	<b>Najmeh Kamali (IRI)[2/2]</b> (THA) Nareerat Thongsanthiah	
21-3 21-4				
03:55	WOMAN SINGLES 40-49	M3	<b>Sirirat Kongsuwan (THA)</b> (HUN) Zsuzsanna Hanyu	
21-15 21-17				
03:55	MEN SINGLES 50-59 - Grupo C	M1	<b>Pisit Tanomphan (THA)</b> (ARG) Jorge Daniel Aballay	
w.o. Ganado				
03:55	MEN SINGLES 50-59	CF	<b>Koh Hock Heng (SIN)</b> (ESP) Martin Carrasco Garcia	
21-10 21-14				
03:55	WOMAN SINGLES 50-59 -	M3	<b>Valerie Cooper (GBR)</b> (GBR) Margaret Gambrill[1/2]	
21-10 21-12				

# BADMINTON

Partidos de viernes 28/08/2015



Juegos Mundiales para Trasplantados  
**ARGENTINA**  
MAR DEL PLATA 2015

Fechas  
28 - 29 ago 2015

Ciudad, País  
MAR DEL PLATA, ARG

Página web  
<http://www.trasplantados2015.gob.ar>

Hora	Prueba	Ronda	Jug 1	Jug 2
03:55	WOMAN SINGLES 50-59 -	M1	<b>Juliet Lewis (GBR)</b>	(THA) Nataya Saowatanpong[2/2]
23-21 21-19				
04:20	WOMAN SINGLES 18-29	Final	<b>Maryam Rahmani (IRI)</b>	(JPN) Nanae Ichikawa
17-21 21-16 15-12				
04:20	WOMAN SINGLES 50-59	SF	<b>Marjan Basie-De Fijter (NED)</b>	(GBR) Margaret Gambrell[1/2]
w.o.				
04:20	MEN SINGLES 60-69	M3	<b>Zbynek Schwarz (CZE)</b>	(SIN) Kim Pheng Yeo
21-6 21-10				
04:45	MEN SINGLES 40-49	Final	<b>Johannes Jacobus Kleingeld (RSA)[1]</b>	(IND) Dharmendra Soti
21-11 21-12				
04:45	MEN SINGLES 50-59 - Grupo C	M3	<b>Pisit Tanomphan (THA)</b>	(URU) Sergio Rudi Miranda Muñoz
21-2 21-4				
04:45	WOMAN SINGLES 50-59	SF	<b>Valerie Cooper (GBR)</b>	(GBR) Juliet Lewis
21-17 21-8				
05:10	MEN SINGLES 50-59	CF	<b>István Luib (HUN)</b>	(THA) Pisit Tanomphan
21-10 11-21 17-16				
05:10	WOMAN SINGLES 50-59	Final	<b>Valerie Cooper (GBR)</b>	(NED) Marjan Basie-De Fijter
21-5 21-17				
06:00	MEN SINGLES 50-59	SF	<b>Koh Hock Heng (SIN)</b>	(SIN) Yue Keng Siang[1]
21-18 21-8				
06:00	MEN SINGLES 50-59	SF	<b>István Luib (HUN)</b>	(KOR) Jaechan Hwang
13-21 21-15 15-11				
07:15	MEN SINGLES 50-59	Final	<b>István Luib (HUN)</b>	(SIN) Koh Hock Heng
21-18 21-9				

# BADMINTON

Partidos de sábado 29/08/2015

Fechas		Ciudad, País		Página web			
28 - 29 ago 2015		MAR DEL PLATA, ARG		http://www.trasplantados2015.gob.ar			
ID	Hora	Prueba	Nr	Pista	Ronda	Jul 1	Jul 2
<b>Marcador</b>							
980	08:00	MEN DOUBLES Under 30 -	#2	1	M2	<b>Steve Venis+Vincent Mayne (GBR)</b>	(ARG) Jorge Daniel Aballay+Tomás Gabriel Alzamora
w.o. Ganado							
996	08:00	MEN DOUBLES Under 30 -	#2	2	M2	<b>Behrouz Salimi+Hossein Rezaei Almaghadim (IRI)</b>	(GBR) Lewis Brimble+Sam Roonan
21-8 21-6							
1012	08:00	MEN DOUBLES Under 30 -	#2	3	M2	<b>Ylan Mohamed+Zinelabidine Touahria (FRA)</b>	(GBR) Matthew Hudspeth-Lamb+Nicholas Miller
w.o. Ganado							
1028	08:00	MEN DOUBLES Under 30 -	#3	4	M2	<b>Nitiroj Phunrum+Nopparat Karnkayan (THA)</b>	(GBR) Matthew Quinn+Neil Mcleod
w.o. Ganado							
1049	08:00	MEN DOUBLES 30-49 - Grupo A	#2	5	M2	<b>Attapol Likitpattamasingh+Supasak Choeichum (THA)</b>	(CZE) Roman Dunda+Zbynek Schwarz
19-21 22-20 15-11							
1058	08:00	MEN DOUBLES 30-49 - Grupo B	#2	6	M2	<b>Balveer Singh+Dharmendra Soti (IND)</b>	(KOR) Daeyeong Jeong+Jaechan Hwang
21-11 21-8							
1067	08:00	MEN DOUBLES 30-49 - Grupo C	#2	7	M2	<b>Alan Avon+Neil Macdonald (GBR)</b>	(THA) Sunhanut Seejumpee+Thawee Chomphuttha
21-14 21-17							
1076	08:00	MEN DOUBLES 30-49 - Grupo D	#2	8	M2	<b>Nicholas Pomone+Simon Bessant (GBR)</b>	(ARG) Ariel Guillermo Baragiola+Facundo Brandana
w.o. Ganado							
799	08:30	MEN DOUBLES Over 50	#3	1	M2	<b>Kajhonsak Saisung+Pisit Tanomphan (THA)</b>	(ESP) Jose Lopez Rivas+Martin Carrasco Garcia
21-11 21-7							
814	08:30	MEN DOUBLES Over 50	#6	3	M3	<b>Seah Hor Lim+Yue Keng Siang (SIN)</b>	(THA) Srid Somin+Thawatchai Ekthuraprakhan
21-3 21-11							
947	08:30	MIXED DOUBLES - Grupo H	#2	1	M2	<b>Supasak Choeichum+Nareerat Thongsanthiah (THA)</b>	(FRA) Fabrice Dunon+Béatrice Baré
21-12 21-11							
1052	08:30	MEN DOUBLES 30-49 - Grupo A	#1	3	M1	<b>Alireza Roohparvarzadeh+Hamzeh Pirmoradian (IRI)</b>	(CZE) Roman Dunda+Zbynek Schwarz
12-21 21-13 15-13							
1092	08:30	WOMAN DOUBLES Under 30 -	#2		M2	<b>Nadège Le Men+Sarah Sabba (FRA)</b>	(THA) Sirirat Kongsuwan+Sumalee Sangarunsiri
w.o. Ganado							
884	09:00	MIXED DOUBLES - Grupo A	#2	6	M2	<b>Tim Adamson+Elizabeth Hosford (GBR)[1]</b>	(THA) Attapol Likitpattamasingh+Chidapha Srichamnong
21-18 21-19							
902	09:00	MIXED DOUBLES - Grupo C	#2	4	M2	<b>Johannes Jacobus Kleingeld+Janike Venter (RSA)</b>	(SIN) Koh Hock Heng+Bee Eng Dan
21-12 21-13							
911	09:00	MIXED DOUBLES - Grupo D	#2	3	M2	<b>Nopparat Karnkayan+Wirune Limsirisophon (THA)</b>	(SIN) Kim Pheng Yeo+How Kiat Chian
w.o. Ganado							

# BADMINTON

Partidos de sábado 29/08/2015

Fechas 28 - 29 ago 2015		Ciudad, País MAR DEL PLATA, ARG		Página web <a href="http://www.trasplantados2015.gob.ar">http://www.trasplantados2015.gob.ar</a>			
ID	Hora	Prueba	Nr	Pista	Ronda	Jul 1	Jul 2
<b>Marcador</b>							
920	09:00	MIXED DOUBLES - Grupo E	#2	7	M2	<b>Kajhonsak Saisung+Sumalee Sangarunsiri (THA)</b>	(NED) Rob Bartmentlo+Marjan Basie-De Fijter
21-9	21-19						
929	09:00	MIXED DOUBLES - Grupo F	#2	3	M2	<b>Alan Avon+Judith Burgess (GBR)</b>	(AUS) Clayton Walton+Tamaryn Stevens
21-11	21-8						
938	09:00	MIXED DOUBLES - Grupo G	#2	6	M2	<b>Facundo Brandana+Maria Jose Vilella (ARG)</b>	(GBR) Neil Mcleod+Juliet Lewis
w.o. Ganado							
984	09:00	MEN DOUBLES Under 30 -	#1	2	M1	<b>Steve Venis+Vincent Mayne (GBR)</b>	(FRA) Erwan Meheust+Tidiane Pigree
21-6	21-6						
1061	09:00	MEN DOUBLES 30-49 - Grupo B	#1	5	M1	<b>Daeyeong Jeong+Jaechan Hwang (KOR)</b>	(GBR) Gareth Henderson+Paul Reynolds
21-5	21-10						
893	09:30	MIXED DOUBLES - Grupo B	#2	4	M2	<b>Pisit Tanomphan+Nataya Saowatanpong (THA)[2]</b>	(HUN) Zoltán János Kóka+Zsuzsanna Hanyu
21-11	21-13						
1000	09:30	MEN DOUBLES Under 30 -	#1	2	M1	<b>Kittiwit Chailee+Wassapol Thamniyom (THA)</b>	(GBR) Lewis Brimble+Sam Roonan
21-9	21-7						
1036	09:30	MEN DOUBLES Under 30 -	#4	1	M2	<b>Jamie Jessup+Tim Adamson (GBR)</b>	(FRA) Noa Djehouri+Xavier Lesmayoux
21-3	21-6						
1070	09:30	MEN DOUBLES 30-49 - Grupo C	#1	2	M1	<b>Alan Avon+Neil Macdonald (GBR)</b>	(AUS) Antony Harding+Clayton Walton
21-9	21-5						
1101	09:30	WOMAN DOUBLES Under 30 -	#2	5	M2	<b>Maryam Rahmani+Najmeh Kamali (IRI)</b>	(THA) Chorpaka Pumnikom+Nareerat Thongsanthiah
21-12	21-5						
1117	09:30	WOMAN DOUBLES 30-49 -	#2	6	M2	<b>Andrea Ruth Jacober+Sandra Strebel (SUI)</b>	(ARG) Maria Jose Vilella+Rosana Mateos
w.o. Ganado							
1126	09:30	WOMAN DOUBLES 30-49 -	#3	7	M2	<b>Judith Burgess+Ruth Medcroft (GBR)</b>	(IRI) Maryam Sharifi+Rezvan Najarzadeh
w.o. Ganado							
895	10:00	MIXED DOUBLES - Grupo B	#3	4	M3	<b>Pisit Tanomphan+Nataya Saowatanpong (THA)[2]</b>	(USA) Hamed Pourzagham+Leslie Meigs
21-2	21-3						
1034	10:00	MEN DOUBLES Under 30 -	#2	2	M1	<b>Jamie Jessup+Tim Adamson (GBR)</b>	(THA) Nitiroj Phunrum+Nopparat Karnkayan
21-12	14-21 15-13						
1032	10:00	MEN DOUBLES Under 30 -	#1	3	M1	<b>Noa Djehouri+Xavier Lesmayoux (FRA)</b>	(GBR) Matthew Quinn+Neil Mcleod
w.o. Ganado							
1104	10:00	WOMAN DOUBLES Under 30 -	#1	6	M1	<b>Maryam Rahmani+Najmeh Kamali (IRI)</b>	(NED) Florinda Siep+Renske Van Der Pijl
21-7	21-8						



# BADMINTON

Partidos de sábado 29/08/2015

Fechas 28 - 29 ago 2015		Ciudad, País MAR DEL PLATA, ARG		Página web <a href="http://www.trasplantados2015.gob.ar">http://www.trasplantados2015.gob.ar</a>			
ID	Hora	Prueba	Nr	Pista	Ronda	Jul 1	Jul 2
<b>Marcador</b>							
1128	10:00	WOMAN DOUBLES 30-49 -	#5	1	M3	<b>Andras Laszlone Jung+Zsuzsanna Hanyu (HUN)</b>	(IRI) Maryam Sharifi+Rezvan Najarzadeh
w.o. Ganado							
809	10:30	MEN DOUBLES Over 50	#1	5	M1	<b>Kim Pheng Yeo+Koh Hock Heng (SIN)</b>	(THA) Srid Somin+Thawatchai Ekthuraprakhan
21-8	21-11						
811	10:30	MEN DOUBLES Over 50	#10	1	M5	<b>Seah Hor Lim+Yue Keng Siang (SIN)</b>	(ESP) Jose Lopez Rivas+Martin Carrasco Garcia
21-11	21-18						
905	10:30	MIXED DOUBLES - Grupo C	#1	4	M1	<b>Johannes Jacobus Kleingeld+Janike Venter (RSA)</b>	(GBR) Simon Bessant+Valerie Cooper
21-16	21-14						
886	10:30	MIXED DOUBLES - Grupo A	#3	3	M3	<b>Tim Adamson+Elizabeth Hosford (GBR)[1]</b>	(HUN) István Luib+Andras Laszlone Jung
21-11	21-17						
1079	10:30	MEN DOUBLES 30-49 - Grupo D	#1	3	M1	<b>Fabrice Dunon+Pierrick Beghin (FRA)</b>	(ARG) Ariel Guillermo Baragiola+Facundo Brandana
21-7	21-15						
914	11:00	MIXED DOUBLES - Grupo D	#1		M1	<b>Nicholas Pomone+Margaret Gambrell (GBR)</b>	(SIN) Kim Pheng Yeo+How Kiat Chian
w.o. Ganado							
1016	11:00	MEN DOUBLES Under 30 -	#1	5	M1	<b>István Luib+Zoltán János Kóka (HUN)</b>	(FRA) Ylan Mohamed+Zinelabidine Touahria
21-8	21-12						
1031	11:00	MEN DOUBLES Under 30 -	#5	6	M3	<b>Nitiroj Phunrum+Nopparat Karnkayan (THA)</b>	(FRA) Noa Djehouri+Xavier Lesmayoux
21-13	21-6						
1095	11:00	WOMAN DOUBLES Under 30 -	#1		M1	<b>Brooke Huuskens+Tamaryn Stevens (AUS)</b>	(THA) Sirirat Kongsuwan+Sumalee Sangarunsiri
w.o. Ganado							
1129	11:00	WOMAN DOUBLES 30-49 -	#1	6	M1	<b>Andras Laszlone Jung+Zsuzsanna Hanyu (HUN)</b>	(GBR) Judith Burgess+Ruth Medcroft
21-7	21-4						
1119	11:00	WOMAN DOUBLES 30-49 -	#3		M3	<b>Elizabeth Hosford+Juliet Lewis (GBR)</b>	(ARG) Maria Jose Vilella+Rosana Mateos
w.o. Ganado							
1155	11:00	WOMAN DOUBLES 30-49 -	#2	7	M1	<b>Sirirat Kongsuwan+Sumalee Sangarunsiri (THA)</b>	(IRI) Maryam Sharifi+Rezvan Najarzadeh
w.o. Ganado							
896	11:30	MIXED DOUBLES - Grupo B	#1	1	M1	<b>Zoltán János Kóka+Zsuzsanna Hanyu (HUN)</b>	(USA) Hamed Pourzagham+Leslie Meigs
21-2	21-9						
904	11:30	MIXED DOUBLES - Grupo C	#3	2	M3	<b>Simon Bessant+Valerie Cooper (GBR)</b>	(SIN) Koh Hock Heng+Bee Eng Dan
21-2	21-7						
983	11:30	MEN DOUBLES Under 30 -	#3	4	M3	<b>Jorge Daniel Aballay+Tomás Gabriel Alzamora (ARG)</b>	(FRA) Erwan Meheust+Tidiane Pigree
25-23	21-9						

# BADMINTON

Partidos de sábado 29/08/2015

Fechas		Ciudad, País		Página web			
28 - 29 ago 2015		MAR DEL PLATA, ARG		http://www.trasplantados2015.gob.ar			
ID	Hora	Prueba	Nr	Pista	Ronda	Jul 1	Jul 2
<b>Marcador</b>							
1060	11:30	MEN DOUBLES 30-49 - Grupo B	#3	1	M3	<b>Balveer Singh+Dharmendra Soti (IND)</b>	(GBR) Gareth Henderson+Paul Reynolds
21-9 21-4							
876	12:00	WOMAN DOUBLES Over 50	#1	1	Final	<b>Margaret Gambrell+Valerie Cooper (GBR)</b>	(THA) Nataya Saowatanpong+Wirune Limsirisophon
21-6 21-10							
887	12:00	MIXED DOUBLES - Grupo A	#1	3	M1	<b>István Luib+Andras Laszlong Jung (HUN)</b>	(THA) Attapol Likitpattamasingh+Chidapha Srichamngong
21-15 21-8							
950	12:00	MIXED DOUBLES - Grupo H	#1		M1	<b>Fabrice Dunon+Béatrice Baré (FRA)</b>	(ARG) Ariel Guillermo Baragiola+Rosana Mateos
w.o. Ganado							
999	12:00	MEN DOUBLES Under 30 -	#3	5	M3	<b>Behrouz Salimi+Hossein Rezaei Almaghadim (IRI)</b>	(THA) Kittiwit Chailee+Wassapol Thamniyom
21-7 21-8							
1035	12:00	MEN DOUBLES Under 30 -	#6		M3	<b>Jamie Jessup+Tim Adamson (GBR)</b>	(GBR) Matthew Quinn+Neil Mcleod
w.o. Ganado							
1120	12:00	WOMAN DOUBLES 30-49 -	#1	4	M1	<b>Elizabeth Hosford+Juliet Lewis (GBR)</b>	(SUI) Andrea Ruth Jacober+Sandra Strebelt
21-9 21-3							
803	12:30	MEN DOUBLES Over 50	#5	2	M3	<b>Kim Pheng Yeo+Koh Hock Heng (SIN)</b>	(ESP) Jose Lopez Rivas+Martin Carrasco Garcia
21-8 21-8							
923	12:30	MIXED DOUBLES - Grupo E	#1	3	M1	<b>Jamie Jessup+Helen Tasker (GBR)</b>	(THA) Kajhonsak Saisung+Sumalee Sangarunsiri
21-9 21-10							
932	12:30	MIXED DOUBLES - Grupo F	#1	8	M1	<b>Yusuke Kurata+Nanae Ichikawa (JPN)</b>	(GBR) Alan Avon+Judith Burgess
21-7 21-8							
941	12:30	MIXED DOUBLES - Grupo G	#1	6	M1	<b>Nitiroj Phunrum+Sirirat Kongsuwan (THA)</b>	(ARG) Facundo Brandana+Maria Jose Vilella
w.o. Ganado							
1015	12:30	MEN DOUBLES Under 30 -	#3	6	M3	<b>István Luib+Zoltán János Kóka (HUN)</b>	(GBR) Matthew Hudspeth-Lamb+Nicholas Miller
21-11 21-11							
1094	12:30	WOMAN DOUBLES Under 30 -	#3	7	M3	<b>Brooke Huuskens+Tamaryn Stevens (AUS)</b>	(FRA) Nadège Le Men+Sarah Sabba
17-21 21-11 17-15							
804	01:00	MEN DOUBLES Over 50	#7	2	M4	<b>Kajhonsak Saisung+Pisit Tanomphan (THA)</b>	(SIN) Kim Pheng Yeo+Koh Hock Heng
20-22 21-11 15-11							
807	01:00	MEN DOUBLES Over 50	#8	3	M4	<b>Jose Lopez Rivas+Martin Carrasco Garcia (ESP)</b>	(THA) Srid Somin+Thawatchai Ekthuraprakhan
21-8 21-12							
913	01:00	MIXED DOUBLES - Grupo D	#3	1	M3	<b>Nopparat Karnkayan+Wirune Limsirisophon (THA)</b>	(GBR) Nicholas Pomone+Margaret Gambrell
21-19 19-21 16-14							

# BADMINTON

Partidos de sábado 29/08/2015

Fechas		Ciudad, País		Página web			
28 - 29 ago 2015		MAR DEL PLATA, ARG		http://www.trasplantados2015.gob.ar			
ID	Hora	Prueba	Nr	Pista	Ronda	Jul 1	Jul 2
<b>Marcador</b>							
922	01:00	MIXED DOUBLES - Grupo E	#3	6	M3	<b>Jamie Jessup+Helen Tasker (GBR)</b>	(NED) Rob Bartmentlo+Marjan Basie-De Fijter
21-4 21-4							
1069	01:00	MEN DOUBLES 30-49 - Grupo C	#3	2	M3	<b>Sunhanut Seejumpee+Thawee Chomphuttha (THA)</b>	(AUS) Antony Harding+Clayton Walton
21-12 21-14							
1103	01:00	WOMAN DOUBLES Under 30 -	#3	4	M3	<b>Florinda Siep+Renske Van Der Pijl (NED)</b>	(THA) Chorpaka Pumnikom+Nareerat Thongsanthiah
18-21 21-11 15-10							
1157	01:00	WOMAN DOUBLES 30-49 -	#4	4	M2	<b>Andras Laszlone Jung+Zsuzsanna Hanyu (HUN)</b>	(THA) Sirirat Kongsuwan+Sumalee Sangarunsiri
21-14 21-16							
940	01:30	MIXED DOUBLES - Grupo G	#3	1	M3	<b>Nitiroj Phunrum+Sirirat Kongsuwan (THA)</b>	(GBR) Neil Mcleod+Juliet Lewis
w.o. Ganado							
1078	01:30	MEN DOUBLES 30-49 - Grupo D	#3	1	M3	<b>Nicholas Pomone+Simon Bessant (GBR)</b>	(FRA) Fabrice Dunon+Pierrick Beghin
21-6 21-4							
1051	01:30	MEN DOUBLES 30-49 - Grupo A	#3	7	M3	<b>Attapol Likitpattamasingh+Supasak Choeichum (THA)</b>	(IRI) Alireza Roohparvarzadeh+Hamzeh Pirmoradian
10-21 21-11 15-12							
949	02:00	MIXED DOUBLES - Grupo H	#3		M3	<b>Supasak Choeichum+Nareerat Thongsanthiah (THA)</b>	(ARG) Ariel Guillermo Baragiola+Rosana Mateos
w.o. Ganado							
1039	02:00	MEN DOUBLES UNDER 30	#2	3	SF	<b>Behrouz Salimi+Hossein Rezaei Almaghadim (IRI)</b>	(HUN) István Luib+Zoltán János Kóka
21-14 21-11							
1145	02:00	MEN SINGLES 30-39 FINAL	#1	3	SF	<b>Alireza Roohparvarzadeh (IRI)</b>	(THA) Nitiroj Phunrum
21-19 16-7 Ret.							
1156	02:00	WOMAN DOUBLES 30-49 -	#6	2	M3	<b>Sirirat Kongsuwan+Sumalee Sangarunsiri (THA)</b>	(GBR) Judith Burgess+Ruth Medcroft
21-11 21-3							
812	02:30	MEN DOUBLES Over 50	#2	4	M1	<b>Seah Hor Lim+Yue Keng Siang (SIN)</b>	(THA) Kajhonsak Saisung+Pisit Tanomphan
22-20 21-19							
931	02:30	MIXED DOUBLES - Grupo F	#3	3	M3	<b>Yusuke Kurata+Nanae Ichikawa (JPN)</b>	(AUS) Clayton Walton+Tamaryn Stevens
21-4 21-7							
1038	02:30	MEN DOUBLES UNDER 30	#1	1	SF	<b>Jamie Jessup+Tim Adamson (GBR)</b>	(GBR) Steve Venis+Vincent Mayne
21-6 21-7							
954	03:00	MIXED DOUBLES	#1	4	CF	<b>Tim Adamson+Elizabeth Hosford (GBR)[1]</b>	(THA) Supasak Choeichum+Nareerat Thongsanthiah
21-17 21-15							
956	03:00	MIXED DOUBLES	#3	4	CF	<b>Johannes Jacobus Kleingeld+Janike Venter (RSA)</b>	(GBR) Jamie Jessup+Helen Tasker
21-8 21-11							

# BADMINTON

Partidos de sábado 29/08/2015

Fechas 28 - 29 ago 2015		Ciudad, País MAR DEL PLATA, ARG		Página web <a href="http://www.trasplantados2015.gob.ar">http://www.trasplantados2015.gob.ar</a>			
ID	Hora	Prueba	Nr	Pista	Ronda	Jul 1	Jul 2
<b>Marcador</b>							
1081	03:00	MEN DOUBLES 30-49	#1	1	SF	<b>Nicholas Pomone+Simon Bessant (GBR)</b>	(THA) Attapol Likitpattamasingh+Supasak Choeichum
21-15	21-19						
1082	03:00	MEN DOUBLES 30-49	#2	2	SF	<b>Balveer Singh+Dharmendra Soti (IND)</b>	(GBR) Alan Avon+Neil Macdonald
21-2	21-8						
1132	03:00	WOMAN DOUBLES 30-49	#2	4	SF	<b>Andras Laszlone Jung+Zsuzsanna Hanyu (HUN)</b>	(SUI) Andrea Ruth Jacober+Sandra Strebel
21-6	21-10						
1144	03:00	MEN SINGLES 30-39 FINAL	#3	3	Final	<b>Neil Mcleod (GBR)</b>	(IRI) Alireza Roohparvarzadeh
21-19	21-17						
1131	03:00	WOMAN DOUBLES 30-49	#1	7	SF	<b>Sirirat Kongsuwan+Sumalee Sangarunsiri (THA)</b>	(GBR) Elizabeth Hosford+Juliet Lewis
21-13	21-15						
813	03:30	MEN DOUBLES Over 50	#4	2	M2	<b>Seah Hor Lim+Yue Keng Siang (SIN)</b>	(SIN) Kim Pheng Yeo+Koh Hock Heng
21-14	21-16						
957	03:30	MIXED DOUBLES	#4	3	CF	<b>Nitiroj Phunrum+Sirirat Kongsuwan (THA)</b>	(THA) Pisit Tanomphan+Nataya Saowatanpong[2]
21-14	21-19						
1106	03:30	WOMAN DOUBLES UNDER 30	#1	5	SF	<b>Florinda Siep+Renske Van Der Pijl (NED)</b>	(AUS) Brooke Huuskens+Tamaryn Stevens
21-11	21-9						
1107	03:30	WOMAN DOUBLES UNDER 30	#2	6	SF	<b>Maryam Rahmani+Najmeh Kamali (IRI)</b>	(FRA) Nadège Le Men+Sarah Sabba
21-7	21-4						
808	04:00	MEN DOUBLES Over 50	#9	2	M5	<b>Kajhonsak Saisung+Pisit Tanomphan (THA)</b>	(THA) Srid Somin+Thawatchai Ekthuraprakhan
w.o. Ganado							
955	04:00	MIXED DOUBLES	#2	2	CF	<b>Yusuke Kurata+Nanae Ichikawa (JPN)</b>	(THA) Nopparat Karnkayan+Wirune Limsirisophon
21-12	21-18						
1037	04:00	MEN DOUBLES UNDER 30	#3	4	Final	<b>Jamie Jessup+Tim Adamson (GBR)</b>	(IRI) Behrouz Salimi+Hossein Rezaei Almanghadim
21-9	21-14						
952	04:30	MIXED DOUBLES	#5	4	SF	<b>Tim Adamson+Elizabeth Hosford (GBR)[1]</b>	(JPN) Yusuke Kurata+Nanae Ichikawa
21-17	21-16						
953	04:30	MIXED DOUBLES	#6	3	SF	<b>Nitiroj Phunrum+Sirirat Kongsuwan (THA)</b>	(RSA) Johannes Jacobus Kleingeld+Janike Venter
21-12	16-21 15-11						
1080	05:00	MEN DOUBLES 30-49	#3	2	Final	<b>Balveer Singh+Dharmendra Soti (IND)</b>	(GBR) Nicholas Pomone+Simon Bessant
21-15	21-6						
1105	05:00	WOMAN DOUBLES UNDER 30	#3	1	Final	<b>Maryam Rahmani+Najmeh Kamali (IRI)</b>	(NED) Florinda Siep+Renske Van Der Pijl
21-7	21-8						

# BADMINTON

Partidos de sábado 29/08/2015

Fechas **28 - 29 ago 2015** Ciudad, País **MAR DEL PLATA, ARG** Página web **http://www.trasplantados2015.gob.ar**

ID	Hora	Prueba	Nr	Pista	Ronda	Jug 1	Jug 2
<b>Marcador</b>							
1130	05:00	WOMAN DOUBLES 30-49	#3	3	Final	<b>Andras Laszljone Jung+Zsuzsanna Hanyu (HUN)</b>	(THA) Sirirat Kongsuwan+Sumalee Sangarunsiri
21-17 21-16							
951	05:30	MIXED DOUBLES	#7	3	Final	<b>Nitiroj Phunrum+Sirirat Kongsuwan (THA)</b>	(GBR) Tim Adamson+Elizabeth Hosford[1]
23-21 21-16							



### SCORE BOWLING SINGLE WOMAN

#### Single Women Category 09-11

Positions	Country	Player	Line 1	Line 2	Line 3	Score	AVG
1	France	Alice Tapping	37	33	71	<b>141</b>	47,00

#### Single Women Category 12-14

Positions	Country	Player	Line 1	Line 2	Line 3	Score	AVG
1	Hong Kong	Stz Line So	80	82	105	<b>267</b>	89,00
2	FRANCIA	Marine Eraville	102	60	68	<b>230</b>	76,67

#### Single Women Category 15-17

Positions	Country	Player	Line 1	Line 2	Line 3	Score	AVG
1	France	Raffaella Leccacorvi	128	67	88	<b>283</b>	94,33
2	Francia	Lilia Rechache	56	97	66	<b>219</b>	73,00

#### Single Women Category 18-29

Positions	Country	Player	Line 1	Line 2	Line 3	Score	AVG
1	Japan	Nanae Ichikawa	134	96	129	<b>359</b>	119,67
2	Hungary	Szabina Hasznos	106	125	114	<b>345</b>	115,00
3	Thailand	Chorpaka Pumnikom	118	71	73	<b>262</b>	87,33
4	USA	Jasmine Williams	72	68	117	<b>257</b>	85,67
5	Argentina	Leonela Pilepich	57	95	50	<b>202</b>	67,33
6	Argentina	Leonor de los Angeles Erazo	63	73	63	<b>199</b>	66,33
7	Argentina	Jesica Celeste Castro	54	51	46	<b>151</b>	50,33

#### Single Women Category 30-39

Positions	Country	Player	Line 1	Line 2	Line 3	Score	AVG
1	Finlandia	Mailin Nyberg	128	115	142	<b>385</b>	128,33
2	Iran	Kolsoom Ebrahimi	102	104	136	<b>342</b>	114,00
3	Thailand	Ladda Ruangrod	143	96	91	<b>330</b>	110,00
4	Argentina	Dora del Valle Bravo	110	108	112	<b>330</b>	110,00



### Single Women Category 40-49

Positions	Country	Player	Line 1	Line 2	Line 3	Score	AVG
1	Thailand	Jatuporn Sukjom	161	158	145	<b>464</b>	154,67
2	Hungary	Hajnalka Maria Kover	127	127	122	<b>376</b>	125,33
3	Canada	Katarina Mc Andrew	99	95	146	<b>340</b>	113,33
4	Argentina	Claudia Marisa Almeria	85	114	80	<b>279</b>	93,00
5	Thailand	Jutharet Luengchantawong	66	110	100	<b>276</b>	92,00
6	New Zeland	Sara Ford	95	78	97	<b>270</b>	90,00
7	Argentina	Maria Beatriz Gutierrez A.	92	92	52	<b>236</b>	78,67
8	Argentina	Mónica Carina Barrionuevo	66	76	60	<b>202</b>	67,33

### Single Women Category 50-59

Positions	Country	Player	Line 1	Line 2	Line 3	Score	AVG
1	Hungria	Alajosne Lukacs	114	113	137	<b>364</b>	121,33
2	Thailand	Thannawee Pramuanakthana	87	141	128	<b>356</b>	118,67
3	Canada	Melanie Assing	99	105	130	<b>334</b>	111,33
4	Thailand	Sasitorn Thepsutha	129	98	90	<b>317</b>	105,67
5	Canada	Ruth Loughlin	101	101	85	<b>287</b>	95,67
6	Argentina	Maria Micaela Anaquin	113	54	117	<b>284</b>	94,67
7	Thailand	Namthip Spiruang	93	88	88	<b>269</b>	89,67
8	Argentina	Patricia Giles	96	89	84	<b>269</b>	89,67
9	Argentina	Yolanda Medina	66	91	76	<b>233</b>	77,67

### Single Women Category 60-69

Positions	Country	Player	Line 1	Line 2	Line 3	Score	AVG
1	Argentina	Torrilla Elida	59	64	100	<b>223</b>	74,33

### Single Women +70

Positions	Country	Player	Line 1	Line 2	Line 3	Score	AVG
1	Australia	Heaiher Edgell	70	93	90	<b>253</b>	84,33
2	Argentina	Nora Herminia Salibi de Pich	44	104	94	<b>242</b>	80,67



## BOWLING SINGLE MALE

9-11

Country	Participants	Line 1	Line 2	Line 3	Score
France	Adam Verney	75	57	56	188

12-14

Country	Participants	Line 1	Line 2	Line 3	Score
France	Tidiane Pigree	107	127	96	330
Canada	Kaidyn Blair	115	108	91	314
France	Xavier Lesmayoux	77	96	82	255
France	Noa Djehouri	78	87	61	226
France	Zinelabidine Touahria	66	53	72	191

15-17

Country	Participants	Line 1	Line 2	Line 3	Score
Argentina	Julián Esteban Gomez	152	71	108	331
Argentina	Alexis Javier Palacios	123	94	108	325
Hong Kong	Tsz Hin SO	68	67	104	239
France	Erwan Meheust	62	94	79	235
Canada	Ronald Antonroy	65	82	75	222

18-29

Country	Participants	Line 1	Line 2	Line 3	Score
Great Britain & NI	Nicholas Miller	125	157	148	430
France	Alexandre Humeau	154	101	101	356
Great Britain & NI	Steve Venis	158	93	90	341
Argentina	Alejandro Daniel Stahosky	106	100	127	333
USA	Eddy Martinez	129	109	88	326
Argentina	Daniel Campos	90	91	82	263





30-39

Country	Participants	Line 1	Line 2	Line 3	Score
Cyprus	Nicos Kazinos	159	188	135	482
USA	Richard Lilly	149	132	167	448
Iran	Mohamad Hadi K. G.	161	115	146	422
Cyprus	Yiannos Nearchou	145	122	113	380
Thailand	Supasak Choeichum	109	117	132	358
Finland	Janne Tirronen	110	107	134	351
Iran	Mohammad Barati	95	99	145	339
Australia	Mark Dinner	120	82	102	304
Argentina	Dario Andrés González	89	102	112	303
Argentina	Facundo Esteban Basualdo	76	52	103	231
Finland	Joni Jatkonen	78	71	74	223

40-49

Country	Participants	Line 1	Line 2	Line 3	Score
Greece	Konstantinos Mokkalas	189	184	167	540
Greece	Ioannis Manikas	144	180	167	491
USA	David Miller	190	112	152	454
Thailand	Sunhanut Seejumpee	134	167	142	443
Greece	Stylios Dermizakis	112	158	146	416
Australia	Clayton Walton	150	131	106	387
Thailand	Sumate Maneesuwan	100	146	135	381
Great B.	Simon Elmore	116	139	122	377
Thailand	Attapol Lokitpattamasingh	139	95	131	365
Great B.	Paul Reynolds	128	93	142	363
Finland	Tero Suominen	118	119	112	349
South Africa	Winston Vernon Balada	94	118	127	339
Italy	Giovanni Antichi	113	109	101	323
Argentina	Ariel Alejandro Amat	101	122	94	317
France	Richard Kombi N Kong	72	65	105	242
Greece	Konstantinos Kalos	0	0	0	0
Argentina	Augusto Ceferino Carrera	0	0	0	0



50-59

Country	Participants	Line 1	Line 2	Line 3	Score
Thailand	Somporn Malisorn	150	178	160	488
Finland	Arto Jarvinen	161	124	190	475
Finland	Rainer Nissinen	168	135	167	470
Cyprus	Charalambos Soteriou	136	153	176	465
Argentina	Pedro Nazareno Capponi	135	150	173	458
France	Philippe Brocard	123	149	183	455
Greece	Emmanouil Manoulakis	149	145	161	455
Australia	Michael Kennedy	156	145	135	436
Argentina	Daniel Luis Coniglio	133	172	117	422
Thailand	Natthaphon Thongdee	147	142	128	417
Australia	Antony Harding	142	161	113	416
Greece	Nikalaos Kamaratos	155	132	123	410
Japan	Katsufumi Suzuki	115	173	116	404
Switzerland	Pierre-Andra Gronuz	137	116	127	380
Thailand	Somchai Sarasin	142	105	129	376
Hungary	Istvan Sandor Korodi	134	105	118	357
Argentina	Jaun Victor Aramayo	130	101	121	352
Thailand	Somkiat Somsak	90	131	112	333
Ireland	Patrick Anthoni Gartland	87	138	102	327
Argentina	Juan Alberto Nogueras	93	110	94	297
France	Serge Dubois	154	128	0	282
New Zealand	David Irvine	93	82	100	275
Venezuela	Nieto Moreno Jesus Orlando	0	0	0	0
Italy	Vladimiro Atzori	0	0	0	0
Argentina	Hugo Daniel Jaunnaz	0	0	0	0
Thailand	Jak Santikul	0	0	0	0

60-69

Country	Participants	Line 1	Line 2	Line 3	Score
Hungary	Sándor Lajos Soós	180	154	195	529
France	Pierre Charretier	158	144	151	453
USA	John Petrick	167	146	138	451
USA	Glen Brashear	115	139	162	416
Finland	Olavi Rautiainen	127	109	167	403
Cyprus	Antonis Antoniou	127	121	99	347
Finland	Veijo Uotinen	147	83	113	343
France	Roger Trioulaire	99	105	117	321
Argentina	Miguel Angel Veliz	107	89	100	296
Argentina	Leonardo Campos	82	96	76	254

70+

Country	Participants	Line 1	Line 2	Line 3	Score
Finland	Asko Räsänen	125	101	181	407
France	Claude Barres	114	68	71	253

### Double Woman 18-29

Positions	Country	Players	Line 1	Line 2	Line 3	Ind. Score	Total	Avg
1	Hungary	Hajnalka Mária Kövér	145	152	153	450	783	261,00
	Hungary	Szabina Hasznos	120	123	90	333		
2	Thailand	Chorpaka Pumnikom	75	91	116	282	643	214,33
	Thailand	Jutharat Luengchantawong	91	126	144	361		

### Double Woman 30-49

Positions	Country	Players	Line 1	Line 2	Line 3	Ind. Score	Total	Avg
1	Thailand	Ladda Ruangro	168	123	120	411	785	261,67
	Thailand	Thannawee Pramuansakthana	116	149	109	374		
2	Thailand	Jatuporn Sukjom	167	134	85	386	641	213,67
	Thailand	Namthip Sriruang	106	71	78	255		
3	Argentina	Dora Del Valle Bravo	121	112	115	348	615	205,00
	Argentina	Monica Carina Barrionuevo	91	91	85	267		
4	Iran	Maryan Sharifi	87	126	89	302	595	198,33
	Iran	Soraya Pars Lari	109	95	89	293		
5	Argentina	Lilian Braco	68	75	53	196	379	126,33
	Argentina	Evangelina Camiña	58	74	51	183		

### Double Woman +50

Positions	Country	Players	Line 1	Line 2	Line 3	Ind. Score	Total	Avg
1	Thailand	Sumalee Sangatunsiri	86	80	109	275	537	179,00
	Thailand	Sasitorn Thepsutha	102	68	92	262		
2	Canada	Melanie Assing	101	96	92	289	476	158,67
	Canada	Ruth Loughlin	61	47	79	187		

### Double Male 18-29

Positions	Country	Players	Line 1	Line 2	Line 3	Ind. Score	Total
1	Great Britain & NI	Samuel Clarke	83	105	143	331	772
		Simon Elmore	154	150	137	441	
2	Great Britain & NI	Nicholas Miller	118	118	128	364	749
		Paul Reynolds	139	114	132	385	
3	Great Britain & NI	Robert Casey	125	135	104	364	712
		Steve Venis	106	111	131	348	
4	Austria	Siegfried Meschnig	109	98	125	332	630
		Maximilian Lang	112	114	72	298	
5	Thailand	Parkpoom Thaworn	111	75	85	271	622
		Thawee Chomphuttha	119	122	110	351	

### Double Male 30-49

Positions	Country	Players	Line 1	Line 2	Line 3	Ind. Score	Total
1	Cyprus	Yiannos Nearchou	148	199	109	456	924
		Nicos Kazinos	178	133	157	468	
2	Greece	Konstantinos Mokkas	162	179	137	478	917
		Ionanis Manikas	159	126	154	439	
3	Thailand	Attapol Likitpattamasingh	142	161	144	447	873
		Sumate Maneesuwan	119	157	150	426	
4	Thailand	Wassapol Thamniyom	119	145	145	409	864
		Supasak Choieichum	147	160	148	455	
5	USA	Richard Lilly	113	188	129	430	853
		David Miller	116	181	126	423	
6	Greece	Styliano Dermitzakis	141	175	141	457	846
		Konstantinos Kalos	128	141	120	389	
7	Argentina	Ariel Alejandro Amat	144	135	116	395	780
		Roberto Transito Fernandez	107	166	112	385	
8	Thailand	Sunhanut Seejumpee	160	135	129	424	767
		Jak Santikul	88	118	137	343	
9	Argentina	Francisco Ariel Bobadilla	131	143	89	363	752
		Dario andrés Gonzalez	126	114	149	389	
10	Australia	Matt Spencer	109	127	119	355	716
		Mark Dinnar	106	147	108	361	
11	Great Britain & NI	Ross Young	127	102	162	391	706
		Peter Hickey	119	110	86	315	
12	Finland	Joni Jatkonen	79	127	97	303	692
		Janne Tirronen	140	103	146	389	
13	Finland	Tero Suominen	141	90	130	361	669
		Olavi Rautiainen	89	126	93	308	
14	Iran	Mohammad Hadi Khoshnoodi Ghasrodashti	115	111	88	314	634
		Mohammad Barati	121	91	108	320	
15	France	Olivier Pasteur	81	86	65	232	488
		Fabien Toutlemonde	82	81	93	256	

### Double Male +50

Positions	Country	Players	Line 1	Line 2	Line 3	Ind. Score	Total
1	Australia	Antony Harding	166	121	127	414	886
		Michael Kennedy	106	193	173	472	
2	Hungary	István Sándor Kóródi	141	89	131	361	862
		Sándor Lajos Soós	192	184	125	501	
3	Cyprus	Charalambos Soteriou	109	148	178	435	852
		Antonis Antoniou	132	142	143	417	
4	Finland	Arto Järvinen	134	118	146	398	808
		Rainer Nissinen	130	113	167	410	
5	Greece	Emmanouil Manoulakis	164	141	125	430	805
		Nikolaos Kamaratos	144	115	116	375	
6	USA	Jhon Petrick	140	138	129	407	770
		Glen Brashear	111	138	114	363	
7	Thailand	Natthaphon Thongdee	155	97	127	379	764
		Sompor Malisorn	158	125	102	385	
8	Thailand	Cherdchai Bunprasertsri	104	93	135	332	714
		Somchai Sarasin	120	128	134	382	
9	France	Alain Fossard	111	117	134	362	690
		Serge Dubois	108	98	122	328	
10	Japan	Hitashi Totsuka	114	96	110	320	613
		Katsufumi Suzuki	125	74	94	293	

### Double Mix

Positions	Country	Players	Line 1	Line 2	Line 3	Ind. Score	Total
1	Finland	Malin Nyberg	159	164	171	494	931
		Arto Järvinen	167	180	90	437	
2	Thailand	Sumate Maneesuwana	147	126	129	402	871
		Jatuporn Sukjom	166	153	150	469	
3	Hungary	Hajnalka Mária Kövér	136	116	90	342	832
		Sándor Lajos Soós	201	150	139	490	
4	Thailand	Thannawee Pramuansakthana	94	153	160	407	805
		Natthaphon Thongdee	166	137	95	398	
5	Thailand	Ladda Ruangrod	97	122	140	359	787
		Somporn Malisorn	126	138	164	428	
6	Thailand	Namthip Sriruang	102	103	105	310	745
		Attapol Likitpattamasing	152	181	102	435	
7	Hungary	Viktor Richárd Necz	124	145	113	382	727
		Alajosné Lukács	93	128	124	345	
8	New Zealand	Sara Ford	109	132	66	307	695
		David Irvine	122	100	166	388	
9	Thailand	Parkpoom Thaworn	105	108	133	346	651
		Jutharat Luengchantawong	114	103	88	305	
10	Argentina	Claudia Marisa Almeida	102	111	123	336	649
		Juan Alberto Noguerras	90	144	79	313	
11	France	Béatrice Baré	100	104	85	289	642
		Serge Dubois	101	114	138	353	
12	Austria	Maximilian Lang	93	102	115	310	612
		Erika Langbauer	78	115	109	302	
13	Thailand	Sasitorn Thepsutha	97	96	109	302	594
		Somchai Sarasin	84	112	96	292	
14	Argentina	Leonardo Campos	133	141	70	344	584
		Yolanda Medina	85	81	74	240	
15	Argentina	Miguel Ramon Gallo	125	101	103	329	572
		Amalia Eusebia Castro	88	82	73	243	
16	Argentina	Lilian Bracco	58	82	92	232	559
		Bobadilla	121	121	85	327	
17	Hong Kong	Suk Hang CHANG	76	74	45	195	511
		Sui Lung LAI	107	108	101	316	
18	Argentina	Facundo Esteban Basualdo	104	68	80	252	462
		Patricia Giles	52	76	82	210	
19	Argentina	Jesica Celeste Castro	37	71	84	192	441
		Javier Agustin Andrada	50	109	90	249	
20	France	Sarah Sabba	31	46	60	137	415
		Fabien Toutlemonde	88	77	113	278	
21	Argentina	Mariana Torres	79	71	62	212	406
		Hugo Daniel Juannaz	72	59	63	194	



## Road Race / Carrera Pedestre 5k - RESULTADOS

General	by Gender	by Cat	N°	Name	Dorsal	Category	Gender	Age	Finish	Country
				Nombre y apellido		Categoría	Género	Edad		País
1	1	1	20	John Moore	1219	40-49 M	M	45	00:16:51	Great Britain & NI
2	2	1	64	Ashton Arndt	396	18-29 M	M	18	00:17:08	USA
3	3	2	61	Philip Cairnduff	335	18-29 M	M	29	00:17:26	Great Britain & NI
4	4	2	38	László Venyercsán	1249	40-49 M	M	44	00:17:35	Hungary
5	5	3	96	Fernando Ramiro Carmona	1269	40-49 M	M	41	00:18:07	MEXICO
6	6	1	9	Kieran Murray	774	30-39 M	M	36	00:18:13	Ireland
7	7	4	56	Vaclav Burda	1204	40-49 M	M	47	00:18:23	Czech Republic
8	8	5	8	David Howard	1195	40-49 M	M	41	00:18:28	Australia
9	9	6	14	Pablo Adrián Grunewald	1188	40-49 M	M	40	00:18:42	Argentina
10	10	3	26	Tomi Palovaara	405	18-29 M	M	29	00:18:47	Finland
11	11	2	41	Sébastien Bernadas	725	30-39 M	M	35	00:18:49	France
12	12	3	53	Daniel Lefu Matsoso	790	30-39 M	M	39	00:19:01	South Africa
13	1	1	45	Melissa Fehr	737	30-39 F	F	36	00:19:04	Great Britain & NI
14	13	4	29	Guillermo Rafael Ramos	686	30-39 M	M	38	00:19:10	Argentina
15	14	1	82	nehar nurlu	1749	50-59 M	M	50	00:19:16	Alemania
16	15	2	4	Patrick Anthony Gartland	1792	50-59 M	M	52	00:19:20	Ireland
17	16	7	37	Csaba Zilaj	1246	40-49 M	M	42	00:19:24	Hungary
18	17	8	94	Lars Santesson	1295	40-49 M	M	48	00:19:37	Sweden
19	18	9	49	Sylvain Pelleteret	1213	40-49 M	M	40	00:19:41	France
20	19	10	69	Christophe Gaborit	1208	40-49 M	M	42	00:19:44	France
21	20	4	33	Alexandre Humeau	309	18-29 M	M	23	00:19:58	France
22	21	11	48	Rodrigo Rios	1270	40-49 M	M	41	00:20:11	MEXICO
23	22	5	66	Norokwane Johannes Itumeleng	817	30-39 M	M	39	00:20:26	South Africa
24	23	12	40	Róbert Gelencsér	1250	40-49 M	M	44	00:21:03	Hungary
26	25	6	25	Rodolfo Emanuel Filipponi	701	30-39 M	M	33	00:21:18	Argentina
25	24	5	65	Christos Liaskos	325	18-29 M	M	27	00:21:18	Great Britain & NI
27	26	13	28	Juan Jose Alvarado	1193	40-49 M	M	49	00:21:19	Argentina
28	2	1	30	Paniceres Teresa	300	18-29 F	F	25	00:21:19	Argentina



29	27	3	1	Escudero Gustavo	1688	50-59 M	M	50	00:21:20	Argentina
30	28	4	22	Rodolfo Cuervo Rojas	1728	50-59 M	M	50	00:21:22	Colombia
31	29	6	78	Thomas Motsch	315	18-29 M	M	27	00:21:23	France
32	30	14	84	Daniele Dorizzi	1259	40-49 M	M	48	00:21:56	Italy
33	31	15	6	Zachary Brooks	1318	40-49 M	M	45	00:22:31	USA
34	32	7	100	Luis Diaz Arias	711	30-39 M	M	30	00:22:40	CHILE
35	33	5	77	Jean-Michel Borne	1738	50-59 M	M	56	00:23:05	France
36	34	6	18	Daniel Luis Coniglio	1680	50-59 M	M	54	00:23:07	Argentina
37	3	1	86	Katarina Mcandrew	1198	40-49 F	F	46	00:23:15	Canada
38	4	2	93	Ruth Medcroft	743	30-39 F	F	37	00:23:20	Great Britain & NI
39	5	2	58	Susan Tarling	1231	40-49 F	F	45	00:23:24	Great Britain & NI
40	35	7	13	Rick Westerdaal	1813	50-59 M	M	50	00:23:25	Netherlands
41	36	1	7	Neil Dunn	2156	60-69 M	M	64	00:23:37	Great Britain & NI
42	37	8	75	Angelo Panio	1794	50-59 M	M	52	00:23:43	Italy
43	38	16	71	Marcelo Jorge Tavares	1196	40-49 M	M	43	00:23:45	Brazil
44	39	1	42	Anthony Scott	2390	70-99 M	M	73	00:23:48	Great Britain & NI
45	40	17	72	Roger Anton Arnet	1298	40-49 M	M	40	00:23:53	Switzerland
46	41	2	19	Rob De Jager	2167	60-69 M	M	62	00:23:55	Netherlands
47	42	18	73	Stéphane Devoret	1321	40-49 M	M	41	00:24:04	France
48	43	8	80	Ivar Ytreland Larsen	784	30-39 M	M	31	00:24:05	Norway
49	44	19	21	Ivan Eduardo Rojas Hurtado	1200	40-49 M	M	46	00:24:07	Colombia
50	45	20	87	Eberhard Schollmeyer	1215	40-49 M	M	47	00:24:27	Germany
51	46	9	16	Mario Lefevere	1810	50-59 M	M	54	00:24:29	Netherlands
52	47	3	47	Lucien Van Staen	2133	60-69 M	M	61	00:24:29	Belgium
53	6	3	27	Anne Tirronen	1205	40-49 F	F	47	00:24:34	Finland
54	7	3	92	Elham Roshancheragh	755	30-39 F	F	30	00:25:18	Iran
55	48	21	91	Sven Taubmann	1216	40-49 M	M	49	00:25:41	Germany
56	49	4	12	Isidoro Gomez Saavedra	2118	60-69 M	M	67	00:25:51	Argentina
57	50	22	62	Peter Quimby	1317	40-49 M	M	42	00:25:58	USA
58	51	9	81	Anders Billstrom	794	30-39 M	M	38	00:26:06	Sweden
59	8	1	74	Monika Pilger	1748	50-59 F	F	50	00:26:08	Germany
60	9	2	23	Elvira Mendiburu	1684	50-59 F	F	57	00:26:13	Argentina
61	52	5	3	Juan Carlos Trigo	2119	60-69 M	M	61	00:26:26	Argentina



62	53	6	99	Vicente Granados Canezas	2180	60-69 M	M	63	00:26:39	Spain
63	54	10	98	Maraiano Javier Basualto	696	30-39 M	M	34	00:26:40	
64	10	3	60	Cristina Ramirez	1724	50-59 F	F	51	00:26:56	CHILE
65	11	4	31	Bee Eng Dan	1282	40-49 F	F	43	00:26:58	Singapore
66	55	11	59	Rolando Silva	813	30-39 M	M	39	00:27:03	CHILE
67	56	12	2	Oscar Alberto Melchiori	699	30-39 M	M	35	00:27:05	Argentina
68	57	7	97	Erling Holtan	2169	60-69 M	M	60	00:27:16	Norway
69	12	4	68	Karen Hodgson	1770	50-59 F	F	52	00:27:17	Great Britain & NI
70	58	2	46	Thomas Jenkin	2403	70-99 M	M	73	00:27:31	USA
71	13	5	17	Marti Op De Weegh-De Moor	1812	50-59 F	F	54	00:27:59	Netherlands
72	14	6	43	Margaret Benson	1720	50-59 F	F	56	00:28:25	Canada
73	15	5	50	Karine Celhay	1209	40-49 F	F	42	00:28:41	France
74	59	23	15	Peter Barendse	1275	40-49 M	M	45	00:28:57	Netherlands
75	16	2	10	Chorpaka Pumnikom	391	18-29 F	F	28	00:29:23	Thailand
76	60	7	85	Christian Carl	317	18-29 M	M	28	00:29:30	Germany
77	61	8	35	Gérard Costa	2144	60-69 M	M	65	00:30:21	France
78	62	10	79	Paul Baudry	1739	50-59 M	M	53	00:31:09	France
79	63	11	32	Koh Hock Heng	1825	50-59 M	M	53	00:31:13	Singapore
80	64	12	67	Aris Jan Van Ek	1806	50-59 M	M	53	00:31:40	Netherlands
81	17	4	24	Lotta Pukkila	717	30-39 F	F	32	00:32:11	Finland
82	65	3	54	David Rozelle	2400	70-99 M	M	77	00:32:32	USA
83	66	9	101	James Brien	2196	60-69 M	M	68	00:33:31	USA
84	18	7	11	Elizabeth (Liz) Schick	1840	50-59 F	F	53	00:34:59	Switzerland
86	67	4	36	Jean-Claude Le Bourhis	2397	70-99 M	M	81	00:34:59	France
85	19	1	57	Sandra Tiley	2159	60-69 F	F	64	00:34:59	Great Britain & NI
87	20	5	95	Brooke Huuskes	707	30-39 F	F	30	00:35:39	Australia
88	21	8	90	Lyne Pelletier	1719	50-59 F	F	55	00:36:53	Canada
89	22	2	55	Gisele Ceppi	1868	60-69 F	F	69	00:38:33	Switzerland
90	68	5	52	Michael Gibbons	2393	70-99 M	M	79	00:40:12	Great Britain & NI
91	69	6	76	Claude Barres	2396	70-99 M	M	76	00:40:27	France
92	23	1	88	Barbara Breckenridge	2399	70-99 F	F	72	00:47:55	USA





## CICLISMO / CYCLING 5K

09:00

ORDEN/ ORDER	Nº	APELLIDO Y NOMBRE/ NAME	PAÍS/ COUNTRY	GÉNERO/ GENDER	CAT.	TIEMPO / TIME	POS.
1	201	Renske van der Pijl	NED	FEM.	DE 15 A 17	00:15:56,413	<b>CAMPEONA</b>

ORDEN/ ORDER	Nº	APELLIDO Y NOMBRE/ NAME	PAÍS/ COUNTRY	GÉNERO/ GENDER	CAT.	TIEMPO / TIME	POS.
1	2122	LILIANA NOEMI ZELASQUI	ARG	FEM.	DE 60 A 69	00:11:00,372	<b>CAMPEONA</b>

ORDEN/ ORDER	Nº	APELLIDO Y NOMBRE/ NAME	PAÍS/ COUNTRY	GÉNERO/ GENDER	CAT.	TIEMPO / TIME	POS.
1	1762	Diana Higman	GBR	FEM.	DE 50 A 59	00:10:14,559	<b>CAMPEONA</b>
2	1840	Elizabeth (Liz) Schick	SUI	FEM.	DE 50 A 59	00:11:13,699	<b>SUBCAMPEONA</b>

ORDEN/ ORDER	Nº	APELLIDO Y NOMBRE/ NAME	PAÍS/ COUNTRY	GÉNERO/ GENDER	CAT.	TIEMPO / TIME	POS.
1	1222	Melissa Slaney	GBR	FEM.	DE 40 A 49	00:09:59,538	<b>CAMPEONA</b>
2	1236	Zoe Dixon	GBR	FEM.	DE 40 A 49	00:10:58,789	<b>SUBCAMPEONA</b>

ORDEN/ ORDER	Nº	APELLIDO Y NOMBRE/ NAME	PAÍS/ COUNTRY	GÉNERO/ GENDER	CAT.	TIEMPO / TIME	POS.
1	741	Otilie Quince	GBR	FEM.	DE 30 A 39	00:08:56,447	<b>CAMPEONA</b>
2	730	Clare Bond	GBR	FEM.	DE 30 A 39	00:09:41,199	<b>SUBCAMPEONA</b>
3	793	Vivian Yvonne de Klerk	RSA	FEM.	DE 30 A 39	00:10:39,860	<b>TERCERA</b>
4	705	Suzanne Halbish	AUS	FEM.	DE 30 A 39	00:11:04,304	<b>4</b>

ORDEN/ ORDER	Nº	APELLIDO Y NOMBRE/ NAME	PAÍS/ COUNTRY	GÉNERO/ GENDER	CAT.	TIEMPO / TIME	POS.
1	302	MICAELA SOLEDAD MERCADO	ARG	FEM.	DE 18 A 29	00:09:45,427	<b>CAMPEONA</b>
2	369	Hilde Dorman	NED	FEM.	DE 18 A 29	00:09:54,564	<b>SUBCAMPEONA</b>
3	305	Tamaryn Stevens	AUS	FEM.	DE 18 A 29	00:10:43,495	<b>TERCERA</b>
4	391	Chorpaka Pumnikom	THA	FEM.	DE 18 A 29	00:12:36,744	<b>4</b>
5	385	Nora Lombaard	RSA	FEM.	DE 18 A 29	00:14:49,216	<b>5</b>
	402	Leslie Meigs	USA	FEM.	DE 18 A 29	DNF	

09:30

ORDEN/ ORDER	Nº	APELLIDO Y NOMBRE/ NAME	PAÍS/ COUNTRY	GÉNERO/ GENDER	CAT.	TIEMPO / TIME	POS.
1	2403	Thomas Jenkin	USA	MASC.	MAS DE 70	00:09:30,216	<b>CAMPEON</b>



2	2398	Koos van Moerkerk	NED	MASC.	MAS DE 70	00:10:05,342	<b>SUBCAMPEON</b>
---	------	-------------------	-----	-------	-----------	--------------	-------------------

ORDEN/ ORDER	Nº	APELLIDO Y NOMBRE/ NAME	PAÍS/ COUNTRY	GÉNERO/ GENDER	CAT.	TIEMPO / TIME	POS.
1	2130	Alois Rossmann	AUT	MASC.	DE 60 A 69	00:10:34,601	<b>CAMPEON</b>
2	2196	James Brien	USA	MASC.	DE 60 A 69	00:11:20,179	<b>SUBCAMPEON</b>
3	2144	Gerard Costa	FRA	MASC.	DE 60 A 69	00:11:59,793	<b>TERCERO</b>
4	2116	Carlos Massiolo	ARG	MASC.	DE 60 A 69	00:12:32,709	4

09:50

ORDEN/ ORDER	Nº	APELLIDO Y NOMBRE/ NAME	PAÍS/ COUNTRY	GÉNERO/ GENDER	CAT.	TIEMPO / TIME	POS.
1	1738	Jean-Michel Borne	FRA	MASC.	DE 50 A 59	00:08:12,165	<b>CAMPEON</b>
2	1862	Randall Stafford	USA	MASC.	DE 50 A 59	00:08:13,149	<b>SUBCAMPEON</b>
3	1771	Michael Grisenthwaite	GBR	MASC.	DE 50 A 59	00:08:18,154	<b>TERCERO</b>
4	1795	Ermanno Manenti	ITA	MASC.	DE 50 A 59	00:08:22,911	4
5	1675	ALBERTO DANIEL FERNANDEZ	ARG	MASC.	DE 50 A 59	00:08:55,611	5
6	1766	John Leveson	GBR	MASC.	DE 50 A 59	00:09:03,356	6
7	2148	Dieter Poerschmann	GER	MASC.	DE 50 A 59	00:09:14,272	7
8	1822	Jorge Manuel Martins Carreto	POR	MASC.	DE 50 A 59	00:09:17,252	8
9	1797	Lucio Flor	ITA	MASC.	DE 50 A 59	00:09:22,036	9
10	1860	Sergio Rudi Miranda Muñoz	URU	MASC.	DE 50 A 59	00:09:23,522	10
11	1761	Declan Logue	GBR	MASC.	DE 50 A 59	00:09:25,459	11
12	1747	Karsten Zeh	GER	MASC.	DE 50 A 59	00:09:33,857	12
13	2000	DANIEL MARCELO JUAREZ	ARG	MASC.	DE 50 A 59	00:10:07,989	13
14	1754	Thomas Schladitz	GER	MASC.	DE 50 A 59	00:10:24,540	14
15	1685	Enrique Santiago Lima	ARG	MASC.	DE 50 A 59	00:10:34,313	15
16	1706	SERGIO DIAZ	ARG	MASC.	DE 50 A 59	00:10:35,067	16
17	1741	Serge De Dianous	FRA	MASC.	DE 50 A 59	00:12:48,101	17
	1838	JOSE LOPEZ RIVAS	ESP	MASC.	DE 50 A 59	DNF	
	1841	Jean-Claude Schurig	SUI	MASC.	DE 50 A 59	DNF	

10:20

ORDEN/ ORDER	Nº	APELLIDO Y NOMBRE/ NAME	PAÍS/ COUNTRY	GÉNERO/ GENDER	CAT.	TIEMPO / TIME	POS.
1	1227	Richard Smith	GBR	MASC.	DE 40 A 49	00:07:46,739	<b>CAMPEON</b>
2	1273	Erik Pul	NED	MASC.	DE 40 A 49	00:07:58,089	<b>SUBCAMPEON</b>
3	1318	Zachary Brooks	USA	MASC.	DE 40 A 49	00:08:41,651	<b>TERCERO</b>
4	1200	Ivan Eduardo Rojas Hurtado	COL	MASC.	DE 40 A 49	00:09:18,371	4
5	1213	Sylvain Pelletet	FRA	MASC.	DE 40 A 49	00:09:37,231	5
6	1216	Sven Taubmann	GER	MASC.	DE 40 A 49	00:10:43,428	6
7	1297	Ouri Nicolet	SUI	MASC.	DE 40 A 49	00:11:15,663	7
8	1183	JUAN MANUEL VILLAFAN'E	ARG	MASC.	DE 40 A 49	00:13:11,027	8



10:45

ORDEN/ ORDER	Nº	APELLIDO Y NOMBRE/ NAME	PAÍS/ COUNTRY	GÉNERO/ GENDER	CAT.	TIEMPO / TIME	POS.
1	809	Nathanael Dunn	USA	MASC.	DE 30 A 39	00:07:09,506	<b>CAMPEON</b>
2	780	Gijs Geerards	NED	MASC.	DE 30 A 39	00:08:04,379	<b>SUBCAMPEON</b>
3	779	Freek van Empel	NED	MASC.	DE 30 A 39	00:08:09,859	<b>TERCERO</b>
4	704	Matt Spenser	AUS	MASC.	DE 30 A 39	00:08:31,219	<b>4</b>
5	798	Michel Stückelberger	SUI	MASC.	DE 30 A 39	00:09:04,246	<b>5</b>
6	816	Jose Alberto Silva	POR	MASC.	DE 30 A 39	00:09:13,899	<b>6</b>
7	698	Martin Parra	ARG	MASC.	DE 30 A 39	00:10:26,611	<b>7</b>
8	702	Sebastian Petrino	ARG	MASC.	DE 30 A 39	00:10:30,742	<b>8</b>

11:15

ORDEN/ ORDER	Nº	APELLIDO Y NOMBRE/ NAME	PAÍS/ COUNTRY	GÉNERO/ GENDER	CAT.	TIEMPO / TIME	POS.
1	358	Mohammad Javad Hefzi	IRI	MASC.	DE 18 A 29	00:07:44,853	<b>CAMPEON</b>
2	340	William Laughton	GBR	MASC.	DE 18 A 29	00:07:59,292	<b>SUBCAMPEON</b>
3	373	Tim Hartman	NED	MASC.	DE 18 A 29	00:07:59,927	<b>TERCERO</b>
4	403	JULIO ADRIAN CARRILLO	ARG	MASC.	DE 18 A 29	00:08:59,500	<b>4</b>
5	317	Christian Carl	GER	MASC.	DE 18 A 29	00:09:51,201	<b>5</b>
6	294	IGNACIO GUILLERMO RUANO	ARG	MASC.	DE 18 A 29	00:09:53,406	<b>6</b>
7	329	Joe Matthews	GBR	MASC.	DE 18 A 29	00:09:59,257	<b>7</b>







## 12:20

ORDEN / ORDER	Nº	APELLIDO Y NOMBRE / NAME	PAÍS/COUNTRY	GÉNERO/GENDER	CAT.	TIEMPO/TIME	POS.
1	809	Nathanael Dunn	USA	MASC.	DE 30 A 39	00:30:02,095	<b>CAMPEON</b>
2	798	Michel Stückelberger	SUI	MASC.	DE 30 A 39	00:38:18,690	<b>SUBCAMPEON</b>
3	704	Matt Spenser	AUS	MASC.	DE 30 A 39	00:38:19,625	<b>TERCERO</b>
4	780	Gijs Geerards	NED	MASC.	DE 30 A 39	00:38:19,805	<b>4</b>
5	779	Freek van Empel	NED	MASC.	DE 30 A 39	00:38:20,205	<b>5</b>
6	816	Jose Alberto Silva	POR	MASC.	DE 30 A 39	00:38:21,555	<b>6</b>
7	699	Oscar Alberto Melchiori	ARG	MASC.	DE 30 A 39	00:44:14,270	<b>7</b>
8	702	Sebastian Petrino	ARG	MASC.	DE 30 A 39	00:44:14,397	<b>8</b>
ORDEN / ORDER	Nº	APELLIDO Y NOMBRE / NAME	PAÍS/COUNTRY	GÉNERO/GENDER	CAT.	TIEMPO/TIME	POS.
1	358	Mohammad Javad Hefzi	IRI	MASC.	DE 18 A 29	00:38:18,605	<b>CAMPEON</b>
2	340	William Laughton	GBR	MASC.	DE 18 A 29	00:38:20,755	<b>SUBCAMPEON</b>
3	373	Tim Hartman	NED	MASC.	DE 18 A 29	00:38:21,715	<b>TERCERO</b>
4	329	Joe Matthews	GBR	MASC.	DE 18 A 29	00:38:22,707	<b>4</b>
5	294	IGNACIO GUILLERMO RUANO	ARG	MASC.	DE 18 A 29	00:38:22,987	<b>5</b>
6	403	JULIO ADRIAN CARRILLO	ARG	MASC.	DE 18 A 29	00:38:23,542	<b>6</b>



## CLUB MAR DEL PLATA S.A. Golf Los Acantilados

18 HOYOS MEDAL PLAY  
MARTES 25 DE AGOSTO DE 2015

LADIES / DAMAS 18 - 29 AÑOS						
	JUGADOR	PAIS	H	I	V	G
1	BAUSCH CHANTAL VERONIQUE	GER	25	54	54	108

LADIES / DAMAS 30 - 39 YEARS OLD / AÑOS						
	JUGADOR	PAIS	H	I	V	G
1	JOHNS ALISON	GBR	0	43	42	85

LADIES / DAMAS 50 - 59 YEARS OLD / AÑOS						
	JUGADOR	PAIS	H	I	V	G
1	JAMES SONJA	RSA	23	50	51	101

LADIES / DAMAS 60- 69 YEARS OLD / AÑOS						
	JUGADOR	PAIS	H	I	V	G
1	ROBERTS BRENDA	GBR	11	46	41	87
2	UYS HELLETJE HENDRIKA MARIA	RSA	18	48	47	95

GENTLEMEN / CABALLEROS 18 - 29 YEARS OLD / AÑOS						
	JUGADOR	PAIS	H	I	V	G
1	CAWOOD JOSEPH PIETER	RSA	0	41	44	85
2	BALL BRADLEY	GBR	22	50	49	99
3	SIMON ERIC	ARG	25	50	57	107
4	CRESPO ARTURO EMANUEL	ARG	0	75	71	146

GENTLEMEN / CABALLEROS 30 - 39 YEARS OLD / AÑOS						
	JUGADOR	PAIS	H	I	V	G
1	HURL TROY	CAN	3	39	39	78
2	GRAZIANI MARTIN	ARG	21	43	44	87
3	PERRY LLOYD WILLIAM	RSA	12	46	42	88
4	BEGHIN PIERRICK	FRA	9	46	44	90
5	POMONE NICHOLAS	GBR	20	51	45	96
5	MCGARRY ANDREW	GBR	14	50	46	96
7	OKEEFFEE DIARMUID	NZL	16	50	49	99
8	MURRAY KIERAN	IRL	23	55	49	104



<b>GENTLEMEN / CABALLEROS 40 - 49 YEARS OLD / AÑOS</b>						
	<b>JUGADOR</b>	<b>PAIS</b>	<b>H</b>	<b>I</b>	<b>V</b>	<b>G</b>
1	POTGIETER PETRUS HENDRIK	RSA	13	40	44	84
2	ESTERHUYZEN WIKUS	RSA	22	46	51	97
3	FRANER JOZEF	SVK	25	56	51	107
4	QUIMBY PETER	USA	23	60	50	110

<b>GENTLEMEN / CABALLEROS 50 - 59 YEARS OLD / AÑOS</b>						
	<b>JUGADOR</b>	<b>PAIS</b>	<b>H</b>	<b>I</b>	<b>V</b>	<b>G</b>
1	LILLEY DAVID	GBR	22	44	40	84
2	AGNEW KEVIN	RSA	17	45	43	88
2	MORRISSEY RAYMOND	NZL	17	45	43	88
4	VALKENBURG RUURD	NED	19	47	47	94
5	ROSE MURRAY	AUS	16	50	45	95
6	MUSHET DAVID	GBR	18	51	47	98
6	VIHANNE JARI	FIN	21	53	45	98
8	BIRGISSON KJARTAN	ICL	18	50	49	99
9	PILLAY ASOGAN	RSA	23	49	52	101
10	GOLDSWORTHY NIGEL	AUS	21	50	52	102
11	MERCADO ARIEL EDGARDO	ARG	15	53	53	106
12	WEST DAVID	AUS	25	53	54	107
13	KELLY WAYNE	AUS	25	55	53	108
14	FLOR LUCIO	ITA	25	--	--	--

<b>GENTLEMEN / CABALLEROS 60 - 69 YEARS OLD / AÑOS</b>						
	<b>JUGADOR</b>	<b>PAIS</b>	<b>H</b>	<b>I</b>	<b>V</b>	<b>G</b>
1	POWER ALAN	NZL	18	44	46	90
2	AKAPAIBOON SOMYOT	THA	24	46	46	92
3	PANCHABUSE THONGCHAI	THA	22	48	46	94
4	THIRD BRETT	CAN	24	48	49	97
5	LADSUWAN PRAMOTE	THA	20	54	46	100
5	KRUGER DIEDERICK KRUGER	RSA	22	51	49	100
7	PAREIRA DA SILVA JOHNNY JULIAN	RSA	21	50	51	101
8	RODE PETER	GER	19	56	46	102
9	LAUBSCHER JACOBUS MYNDERT	RSA	19	54	50	104
10	HAUER RUDOLF	AUT	18	52	54	106
11	AJALIN KALEVI	FIN	25	63	66	129
12	DOHNT RICHARD	AUS	25	67	69	136

<b>GENTLEMEN / CABALLEROS PLUS 70 YEARS OLD / AÑOS O MAS</b>						
	<b>JUGADOR</b>	<b>PAIS</b>	<b>H</b>	<b>I</b>	<b>V</b>	<b>G</b>
1	POUJADE CARLOS RAUL	ARG	25	55	57	112
2	HAYES SPENCER	USA	25	58	55	113





## CLUB MAR DEL PLATA S.A.

Golf Los Acantilados

18 HOYOS FOUR BALL A LA AGREGATE

THURSDAY / JUEVES 27

UNICA CATEGORIA GROSS				
JUGADOR 1	JUGADOR 2	G <sub>1</sub>	G <sub>2</sub>	Total
CAWOOD JOSEPH PIETER	UYS HELLETJE HENDRIKA MARIA	77	88	165
HURL TROY	THIRD BRETT	78	96	174
JOHNS ALISON	ROBERTS BRENDA	87	94	181
BALL BRADLEY	LILLEY DAVID	90	92	182
JAMES SONJA	POTGIETER PETRUS HENDRIK	102	84	186
LADSUWAN PRAMOTE	SOMIN SRID	93	94	187
BEGHIN PIERRICK	BROCARD PHILIPPE	83	107	190
PAREIRA DA SILVA JOHNNY JULIAN	PILLAY ASOGAN	94	97	191
AGNEW KEVIN	KRUGER DIEDERICK KRUGER	85	108	193
OKEEFFEE DIARMUID	MORRISSEY RAYMOND	98	96	194
AKAPAIBOON SOMYOT	PANCHABUSE THONGCHAI	96	98	194
ESTERHUYZEN WIKUS	LAUBSCHER JACOBUS MYNDERT	104	92	196
BAUSCH CHANTAL VERONIQUE	RODE PETER	107	99	206
KELLY WAYNE	ROSE MURRAY	112	96	208
BESSANT SIMMON	POMONE NICHOLAS	109	112	221
AJALIN KALEVI	VIHANNE JARI	120	104	224
DOHNT RICHARD	GOLDSWORTHY NIGEL	135	106	241
CRESPO ARTURO EMANUEL	GRAZIANI MARTIN	170	94	264
MERCADO ARIEL EDGARDO	POUJADE CARLOS RAUL	L	P	--

UNICA CATEGORIA NETO				
JUGADOR 1	JUGADOR 2	N <sub>1</sub>	N <sub>2</sub>	Total
BALL BRADLEY	LILLEY DAVID	68	70	138
LADSUWAN PRAMOTE	SOMIN SRID	73	72	145
CAWOOD JOSEPH PIETER	UYS HELLETJE HENDRIKA MARIA	77	70	147
PAREIRA DA SILVA JOHNNY JULIAN	PILLAY ASOGAN	73	74	147
HURL TROY	THIRD BRETT	75	72	147
AKAPAIBOON SOMYOT	PANCHABUSE THONGCHAI	72	76	148
JAMES SONJA	POTGIETER PETRUS HENDRIK	79	71	150
AGNEW KEVIN	KRUGER DIEDERICK KRUGER	68	86	154
ESTERHUYZEN WIKUS	LAUBSCHER JACOBUS MYNDERT	82	73	155
BEGHIN PIERRICK	BROCARD PHILIPPE	74	82	156
OKEEFFEE DIARMUID	MORRISSEY RAYMOND	82	79	161
BAUSCH CHANTAL VERONIQUE	RODE PETER	82	80	162
KELLY WAYNE	ROSE MURRAY	87	80	167
JOHNS ALISON	ROBERTS BRENDA	87	83	170
BESSANT SIMMON	POMONE NICHOLAS	86	92	178
AJALIN KALEVI	VIHANNE JARI	95	83	178
DOHNT RICHARD	GOLDSWORTHY NIGEL	135	85	220
MERCADO ARIEL EDGARDO	POUJADE CARLOS RAUL	L	P	--

**Event 45 Girls 12-14 50 LC Meter Freestyle**

WTRANS RECD: 56.89 R 2007		KELLY YOUNG		UK	
Name	Age	Team	Seed Time	Final Time	Points
1 Armstrong, Alicia	14	Great Britain & NI	NT	37.24	
2 Radgate, Emma	14	Great Britain & NI	NT	38.87	
3 Euvillo, Marine	14	France	NT	46.22	
4 Romero Irazo, Daniela Ayelen	12	Argentina	NT	1:08.51	

**Event 45 Women 15-17 50 LC Meter Freestyle**

WTRANS RECD: 56.86 R 2007		EMMA HILTON		UK	
Name	Age	Team	Seed Time	Final Time	Points
1 Ross, Ellen	17	Great Britain & NI	NT	35.28 R	
2 Brooks, Ayesha	17	Great Britain & NI	NT	37.93	
3 Rechaufo, Lilia	15	France	NT	37.15	

**Event 46 Women 18-29 50 LC Meter Freestyle**

WTRANS RECD: 31.70 R 1999		STHEOBOLD		AUSTRALIA	
Name	Age	Team	Seed Time	Final Time	Points
1 Gyarko, Alexandra	19	Hungary	NT	25.92	
2 Dafflon, Emilie	21	Switzerland	NT	48.89	
3 Pilepich, Leonela	18	Argentina	NT	52.07	

**Event 46 Women 30-39 50 LC Meter Freestyle**

WTRANS RECD: 31.88 R 2005		STHEOBOLD		AUSTRALIA	
Name	Age	Team	Seed Time	Final Time	Points
1 Cox, Jodie	34	Great Britain & NI	NT	31.74 R	
2 Glover, Kathryn	34	Great Britain & NI	NT	37.72	
3 Habegger, Jessica	30	Switzerland	NT	38.72	
4 Vilella, Maria Jose	31	Argentina	NT	41.93	

**Event 47 Women 40-49 50 LC Meter Freestyle**

WTRANS RECD: 32.07 R 2003		MICHELLE DALEY		AUSTRALIA	
Name	Age	Team	Seed Time	Final Time	Points
1 DU Plessis, Lisa Ann	44	South Africa	NT	33.94	
2 Escudero, Rosaura	43	Argentina	NT	36.09	
3 Carroll, Tracy	40	Great Britain & NI	NT	37.15	
4 Faul, Deirdre	47	Ireland	NT	38.54	
5 Tarling, Susan	45	Great Britain & NI	NT	40.98	
6 Taronen, Anne	47	Finland	NT	43.42	

**Event 48 Women 50-59 50 LC Meter Freestyle**

WTRANS RECD: 35.47 R 2005		J HOWARD-JONES		UK	
Name	Age	Team	Seed Time	Final Time	Points
1 Berente, Judith	52	Hungary	NT	40.92	
2 Ferguson, Gillian	51	Great Britain & NI	NT	42.89	
3 Panico, Carolina	59	Italy	NT	1:41.21	

**Event 48 Women 60-69 50 LC Meter Freestyle**

WTRANS RECD: 43.26 R 2003		MONICA MOSS		GB & NI	
Name	Age	Team	Seed Time	Final Time	Points
1 Martin, Allegra	61	Great Britain & NI	NT	52.49	
2 Maruwald - Seemüller, Gudrun	65	Germany	NT	55.60	
3 Gerlach, Kathleen	60	USA	NT	1:31.98	
— Zelazski, Liliana Noemi	60	Argentina	NT	NS	

**Event 49 Boys 12-14 50 LC Meter Freestyle****W TRANS RECO: 30.38 R 2007****MATTHEW BARTON****UK**

Name	Age	Team	Seed Time	Finals Time	Points
1 Bonnell, Rhys	13	Great Britain & NI	NT	32.90	
2 Griffiths, Sam	14	Great Britain & NI	NT	33.89	
3 Cano, Matias	12	Argentina	NT	50.87	
4 Djehouri, Noa	13	France	NT	1:04.50	
5 Lesmayoux, Xavier	14	France	NT	1:37.46	

**Event 49 Men 15-17 50 LC Meter Freestyle****W TRANS RECO: 28.82 R 2007****KOENRAAD PRETORIUS JR****RSA**

Name	Age	Team	Seed Time	Finals Time	Points
1 Bennett, Declan	16	Great Britain & NI	NT	27.77R	
2 Antonroy, Ronald	17	Canada	NT	1:08.26	

**(Event 49 Men 15-17 50 LC Meter Freestyle)**

Name	Age	Team	Seed Time	Finals Time	Points
--- Jacob, Ladyga	17	USA	NT	NS	

**Event 50 Men 18-29 50 LC Meter Freestyle****W TRANS RECO: 25.50 R 2013****LIAM BARNETT****GB & NI**

Name	Age	Team	Seed Time	Finals Time	Points
1 Barnett, Liam	28	Great Britain & NI	NT	25.59	
2 Pretorius, Koenraad Frederik	24	South Africa	NT	27.10	
3 Ferrini, Lucas	29	Argentina	NT	27.44	
4 Garrido, Cristian Ezequiel	24	Argentina	NT	28.74	
5 Simon, Eric	25	Argentina	NT	33.18	
--- Martinez, Eddy	18	USA	NT	NS	

**Event 51 Men 30-39 50 LC Meter Freestyle****W TRANS RECO: 28.17 R 2003****K MAYES****UK**

Name	Age	Team	Seed Time	Finals Time	Points
1 Jansen Van Rensburg, Travis Fran	30	South Africa	NT	26.16R	
2 Raymond, Benoit	33	Canada	NT	27.96R	
3 Janczewski, Jakub	31	Poland	NT	29.87	
4 Borga, Juan Manuel	34	Argentina	NT	30.11	
5 Cardoso Pinto, Filipe	31	Portugal	NT	33.19	
6 Diaz Arias, Luis	30	Chile	NT	36.34	
7 Afentoulis, Dimitrios	36	Greece	NT	37.24	
--- Gjerde, Erlend	38	Norway	NT	NS	

**Event 52 Men 40-49 50 LC Meter Freestyle****W TRANS RECO: 29.09 R 2009****R PULIK****UK**

Name	Age	Team	Prelim Time	Finals Time	Points
1 Castle, Matthew	43	USA	29.00	28.74R	
2 Graham, Martin	40	Great Britain & NI	32.67	31.27	
3 Barendse, Peter	45	Netherlands	32.89	31.66	
4 Quimby, Peter	42	USA	32.16	32.05	
5 Kootkar, John	42	Netherlands	32.43	32.78	
6 Santesson, Lars	48	Sweden	38.79	35.08	
7 Antichi, Giovanni	49	Italy	1:05.78	1:01.15	
--- Naserzadeh, Safdar	49	Iran	37.30	NS	

**Preliminaries**

--- DA Cruz Colares, Gustavo Arthur	47	Brazil	NS		
-------------------------------------	----	--------	----	--	--

**Event 53 Men 50-59 50 LC Meter Freestyle****W TRANS RECO: 29.91 R 2007****B WEST****USA**

Name	Age	Team	Seed Time	Finals Time	Points
1 Krucso, Zsolt	50	Hungary	NT	34.10	
2 Matich, Damian	56	Great Britain & NI	NT	34.19	
3 Novoa, Gabriel	50	Argentina	NT	37.96	
4 Van EK, Aris Jan	53	Netherlands	NT	38.45	
5 Pires Costa, Jose Felisberto	53	Portugal	NT	38.87	
6 Heffernan, Peter	59	Ireland	NT	39.71	
7 Somsak, Somkiat	57	Thailand	NT	50.48	
--- Atzori, Vladimiro	55	Italy	NT	NS	

## JUEGOS MUNDIALES PARA TRASPLANTADOS - 26/08/2015 to 27/08/2015

## Results - SEGUNDA JORNADA FINALES

## Event 54 Men 60-69 50 LC Meter Freestyle

W TRANS RECD: 33.75 R 2007		H WATERS		UK		
Name	Age	Team	Seed Time	Finish Time	Points	
1 Noble, William	68	Great Britain & NI	NT	34.58		
2 Moore, Harold Philip	60	South Africa	NT	35.05		
3 Jakubovics, Peter	62	Hungary	NT	37.01		
4 Nadasdy, Jozsef	63	Hungary	NT	43.04		
5 Gilso, Per	69	Norway	NT	44.16		
6 Uotinen, Veijo	69	Finland	NT	52.44		
7 Schwarz, Zbynek	64	Czech Republic	NT	1:05.56		
— Veliz, Miguel Angel	64	Argentina	NT	NS		

## Event 55 Men 70 &amp; Over 50 LC Meter Freestyle

Name	Age	Team	Seed Time	Finish Time	Points
1 Kirkbride, Robert	71	Australia	NT	37.43	
2 Guarro, Raul Emilio	78	Argentina	NT	1:01.81	
3 Airey, Derek	72	Great Britain & NI	NT	1:20.26	

**Event 21 Boys 12-14 50 LC Meter Backstroke**

W TRANS RECD: 39.19 R 2007 MATTHEW BARTON

UK

Name	Age	Team	Seed Time	Final Time	Points
1. Bonnell, Rhys	13	Great Britain & NI	NT	39.80	

**(Event 21 Boys 12-14 50 LC Meter Backstroke)**

Name	Age	Team	Seed Time	Final Time	Points
2. Griffiths, Sam	14	Great Britain & NI	NT	41.57	
3. Cano, Matias	12	Argentina	NT	1:00.36	

**Event 21 Men 15-17 50 LC Meter Backstroke**

W TRANS RECD: 40.48 R 2013 KYERAN HEYCOCK

GB &amp; NI

Name	Age	Team	Seed Time	Final Time	Points
1. Salimi, Mahdi	17	Iran	NT	43.35	

**Event 22 Men 18-29 50 LC Meter Backstroke**

W TRANS RECD: 32.53 R 2013 KOENRAAD PRETORIUS

RSA

Name	Age	Team	Seed Time	Final Time	Points
1. Barnett, Liam	28	Great Britain & NI	NT	31.73R	
2. Pretorius, Koensraad Frederik	24	South Africa	NT	33.78	
3. Solehbi Livi, Hossein	27	Iran	NT	45.20	
4. Carl, Christian	28	Germany	NT	50.67	

**Event 22 Men 30-39 50 LC Meter Backstroke**

W TRANS RECD: 35.29 R 1999 R VELASCO

USA

Name	Age	Team	Seed Time	Final Time	Points
1. Raymond, Benoit	33	Canada	NT	37.10	
2. Janczewski, Jakub	31	Poland	NT	40.00	
3. Sachero, Hernan	36	Argentina	NT	40.94	
4. Taherpoor, Mohammad Tayeb	39	Iran	NT	48.35	

**Event 23 Men 40-49 50 LC Meter Backstroke**

W TRANS RECD: 36.79 R 2009 R PULIK

UK

Name	Age	Team	Seed Time	Final Time	Points
1. Koortjar, John	42	Netherlands	NT	37.98	
2. Nasrzedeh, Saffar	49	Iran	NT	46.63	
— Kailas, Kamron	48	Thailand	NT	NS	

**Event 23 Men 50-59 50 LC Meter Backstroke**

W TRANS RECD: 35.14 R 1989 M WITTUM

GERMANY

Name	Age	Team	Seed Time	Final Time	Points
1. Hoffmann, Peter	59	Ireland	NT	46.15	
2. Mohammadkhani, Mohsen	57	Iran	NT	54.90	
3. Eigel, Jack	59	USA	NT	57.38	
4. Ganchev, Ognyan	55	Bulgaria	NT	1:18.66	
— Airovi, Vladimiro	55	Italy	NT	NS	

**Event 24 Men 60-69 50 LC Meter Backstroke**

W TRANS RECD: 37.89 R 1997 M WITTUM

GERMANY

Name	Age	Team	Seed Time	Final Time	Points
1. Jakubovics, Peter	62	Hungary	NT	50.97	
2. Nadasdy, Jozsef	63	Hungary	NT	55.01	
3. Uotinen, Veijo	69	Finland	NT	57.87	
4. Triculaire, Roger	67	France	NT	1:05.38	
— Glaso, Per	69	Norway	NT	DQ	

**Event 24 Men 70 & Over 50 LC Meter Backstroke**

Name	Age	Team	Seed Time	Final Time	Points
— Guarro, Raul Emilio	78	Argentina	NT	DQ	

## JUEGOS MUNDIALES PARA TRASPLANTADOS - 26/08/2015 to 27/08/2015

## Results - PREMIER JORNADA FINALES

## Event 19 Girls 12-14 50 LC Meter Backstroke

WTRANS RECD: 44.75 R 2007 KELLY YOUNG

UK

Name	Age	Team	Seed Time	Final Time	Points
1 Henry, Kristen	13	South Africa	NT	43.32R	
2 Armstrong, Alicia	14	Great Britain & NI	NT	43.58R	
3 Redgate, Emma	14	Great Britain & NI	NT	43.90	

## Event 19 Women 15-17 50 LC Meter Backstroke

WTRANS RECD: 45.90 R 2007 HANNAH BRYAN

UK

Name	Age	Team	Seed Time	Final Time	Points
1 Russ, Ellen	17	Great Britain & NI	NT	45.67R	

## Event 19 Women 18-29 50 LC Meter Backstroke

WTRANS RECD: 37.72 R 1989 S KAVANAGH

AUSTRALIA

Name	Age	Team	Seed Time	Final Time	Points
1 Young, Kelly	21	Great Britain & NI	NT	42.11	
2 Pilipich, Leonela	18	Argentina	NT	58.91	

## Event 19 Women 30-39 50 LC Meter Backstroke

WTRANS RECD: 42.84 R 1997 P ZOHEL

USA

Name	Age	Team	Seed Time	Final Time	Points
1 Habegger, Jessica	30	Switzerland	NT	46.92	
2 Glover, Kathryn	34	Great Britain & NI	NT	52.20	

## Event 20 Women 40-49 50 LC Meter Backstroke

WTRANS RECD: 41.50 R 2013 MICHELLE DALEY

AUSTRALIA

Name	Age	Team	Seed Time	Final Time	Points
1 Carroll, Tracy	40	Great Britain & NI	NT	48.16	
2 Celhay, Karine	42	France	NT	1:05.25	

## Event 20 Women 50-59 50 LC Meter Backstroke

WTRANS RECD: 47.14 R 2013 TERESA SMITH

RSA

Name	Age	Team	Seed Time	Final Time	Points
1 Bereme, Judith	52	Hungary	NT	54.64	
2 Pawliska, Sandra Bibiana	51	Argentina	NT	1:01.95	
3 Lataille, Robin	53	USA	NT	1:21.34	

## Event 20 Women 60-69 50 LC Meter Backstroke

WTRANS RECD: 54.31 R 2013 MARGARET MILLS

GB &amp; NI

Name	Age	Team	Seed Time	Final Time	Points
1 Miller, Diane	67	USA	NT	57.94	
2 Jeczenkovits, Judit	60	Hungary	NT	1:01.80	
3 Manuwald - Seemüller, Gudrun	65	Germany	NT	1:04.85	

## JUEGOS MUNDIALES PARA TRASPLANTADOS - 26/08/2015 to 27/08/2015

## Results - PREMIER JORNADA FINALES

## Event 7 Girls 12-14 50 LC Meter Butterfly

W TRANS RECD: 38.79 R 2007		KELLY YOUNG		UKA	
Name	Age	Team	Seed Time	Finals Time	Points
1 Rodgate, Emma	14	Great Britain & NI	NT	56.70	

## Event 7 Women 18-29 50 LC Meter Butterfly

W TRANS RECD: 33.65 R 2013		E HUTCHINSON		AUSTRALIA	
Name	Age	Team	Seed Time	Finals Time	Points
1 Bauer, Simone	27	Germany	NT	36.43	
2 Young, Kelly	21	Great Britain & NI	NT	38.61	
3 Gyarko, Alexandra	19	Hungary	NT	40.49	

## Event 8 Women 40-49 50 LC Meter Butterfly

W TRANS RECD: 36.25 R 2009		S THEOBOLD		AUSTRALIA	
Name	Age	Team	Seed Time	Finals Time	Points
1 Mateos, Rosana	46	Argentina	NT	44.03	
2 Carroll, Tracy	40	Great Britain & NI	NT	56.11	

## Event 8 Women 50-59 50 LC Meter Butterfly

W TRANS RECD: 39.24 R 2009		K ESTEP-LANPLEY		USA	
Name	Age	Team	Seed Time	Finals Time	Points
1 Thomas Breese, Rowena	55	Great Britain & NI	NT	57.62	
2 Fitzsimons, Carol	51	USA	NT	1:04.89	

## Event 8 Women 60-69 50 LC Meter Butterfly

W TRANS RECD: 58.27 R 2013		DUANNE MILLER		USA	
Name	Age	Team	Seed Time	Finals Time	Points
1 Jeczenkevits, Judit	60	Hungary	NT	58.23 R	
2 Miller, Dianne	67	USA	NT	1:02.14	

## JUEGOS MUNDIALES PARA TRASPLANTADOS - 26/08/2015 to 27/08/2015

## Results - PRIMER JORNADA FINALES

## Event 9 Boys 12-14 50 LC Meter Butterfly

W TRANS RECO: 53.72 R 2007		DAVID DOZAS		HUNGARY	
Name	Age	Team	Seed Time	Finals Time	Points
1 Griffiths, Sam	14	Great Britain & NI	NT	42.94R	

## Event 9 Men 15-17 50 LC Meter Butterfly

W TRANS RECO: 37.28 R 2007		CAMERON LLOYD		UKA	
Name	Age	Team	Seed Time	Finals Time	Points
1 Bennett, Declan	16	Great Britain & NI	NT	30.35R	
2 Salimi, Mahdi	17	Iran	NT	43.02	
--- Jacob, Ladygn	17	USA	NT	DQ	

## Event 9 Men 18-29 50 LC Meter Butterfly

W TRANS RECO: 26.96 R 2013		LIAM BARNETT		GB & NI	
Name	Age	Team	Seed Time	Finals Time	Points
1 Barnett, Liam	28	Great Britain & NI	NT	26.99	
2 Pretorius, Koensraad Frederik	24	South Africa	NT	29.38	
3 Garrido, Cristian Ezequiel	24	Argentina	NT	32.12	
4 Viers, Pierre	28	France	NT	32.16	

## Event 10 Men 30-39 50 LC Meter Butterfly

W TRANS RECO: 30.85 R 1997		R VELASCO		USA	
Name	Age	Team	Seed Time	Finals Time	Points
1 Jansen Van Rensburg, Travis Fran	30	South Africa	NT	28.64R	
2 Raymond, Benoit	33	Canada	NT	33.41	
3 Janczewski, Jakub	31	Poland	NT	33.94	
4 Rodriguez, Pablo Hernan	30	Argentina	NT	34.43	
5 Sepasi, Sepelr	34	Iran	NT	44.47	
6 Taherpour, Mohammad Tayeb	39	Iran	NT	56.41	
--- Diaz Arias, Luis	30	Chile	NT	DQ	

## Event 11 Men 40-49 50 LC Meter Butterfly

W TRANS RECO: 33.69 R 2009		M STRILCHUK		CANADA	
Name	Age	Team	Seed Time	Finals Time	Points
1 Castle, Matthew	43	USA	NT	31.70R	
2 Koefker, John	42	Netherlands	NT	36.18	
3 Mammuci, Gabriele	42	Italy	NT	37.81	
4 Onuaita, Roberto Javier	45	Argentina	NT	39.26	
5 Nasrtradeh, Sadar	49	Iran	NT	42.94	

## Event 12 Men 50-59 50 LC Meter Butterfly

W TRANS RECO: 33.51 R 2009		J GILL		USA	
Name	Age	Team	Seed Time	Finals Time	Points
1 Patane, Frederic	53	France	NT	44.34	

## Event 12 Men 60-69 50 LC Meter Butterfly

W TRANS RECO: 32.49 R 1997		M WITTUM		GERMANY	
Name	Age	Team	Seed Time	Finals Time	Points
1 Noble, William	68	Great Britain & NI	NT	37.83	
2 Moore, Harold Philip	60	South Africa	NT	41.39	
3 Charrelier, Pierre	63	France	NT	1:24.02	



## JUEGOS MUNDIALES PARA TRASPLANTADOS - 26/08/2015 to 27/08/2015

## Results - SEGUNDA JORNADA FINALES

## Event 64 Girls 12-14 50 LC Meter Breaststroke

W TRANS RECD: 48.70 R 2007 KELLY YOUNG

UK

Name	Age	Team	Seed Time	Final Time	Points
1 Redgate, Emma	14	Great Britain & NI	NT	51.90	
2 Armstrong, Alicia	14	Great Britain & NI	NT	52.96	
3 SO, Tsz Ling	13	Hong Kong	NT	56.57	
— Erville, Marine	14	France	NT	DQ	

## Event 64 Women 15-17 50 LC Meter Breaststroke

W TRANS RECD: 52.24 R 2007 EDMUNDALMAN

UK

Name	Age	Team	Seed Time	Final Time	Points
1 Russ, Ellen	17	Great Britain & NI	NT	49.42 R	
2 Brookes, Ayesha	17	Great Britain & NI	NT	57.86	

## Event 65 Women 40-49 50 LC Meter Breaststroke

W TRANS RECD: 44.65 R 2009 S THEOBOLD

AUSTRALIA

Name	Age	Team	Seed Time	Final Time	Points
1 DU Plessis, Lisa Ann	44	South Africa	NT	44.16 R	
2 Tarling, Susan	45	Great Britain & NI	NT	52.22	
3 Carroll, Tracy	40	Great Britain & NI	NT	52.47	
4 Faul, Deirdre	47	Ireland	NT	52.71	
5 Tirronen, Anne	47	Finland	NT	53.40	
6 Celbay, Karine	42	France	NT	1:04.23	

## Event 66 Women 30-39 50 LC Meter Breaststroke

W TRANS RECD: 43.27 R 2003 S THEOBOLD

AUSTRALIA

Name	Age	Team	Seed Time	Final Time	Points
1 Glover, Kathryn	34	Great Britain & NI	NT	46.08	
2 Habegger, Jessica	30	Switzerland	NT	51.26	
3 Jacobet, Andrea Ruth	38	Switzerland	NT	1:04.72	

## Event 66 Women 50-59 50 LC Meter Breaststroke

W TRANS RECD: 49.60 R 2003 J HOWARD JONES

UK

Name	Age	Team	Seed Time	Final Time	Points
1 Ferguson, Gillian	51	Great Britain & NI	NT	49.71	
2 Bereme, Judith	52	Hungary	NT	51.12	
3 Pawliska, Sandra Hiberna	51	Argentina	NT	56.27	
4 Lataille, Robin	53	USA	NT	1:06.24	

## Event 67 Women 60-69 50 LC Meter Breaststroke

W TRANS RECD: 59.19 R 2009 J MEDVE

HUNGARY

Name	Age	Team	Seed Time	Final Time	Points
1 Martin, Allegra	61	Great Britain & NI	NT	57.45 R	
2 Manuwald - Seemüller, Gudrun	65	Germany	NT	59.03 R	
3 Istvanne Medve, Janos	69	Hungary	NT	1:03.03	
4 Andevol, Marie Joseph	62	France	NT	1:24.95	
5 Gerlach, Kathleen	60	USA	NT	1:44.94	
— Anshamatten, Genevieve	62	Switzerland	NT	DQ	

**JUEGOS MUNDIALES PARA TRASPLANTADOS - 26/08/2015 to 27/08/2015****Results - SEGUNDA JORNADA FINALES****Event 68 Boys 12-14 50 LC Meter Breaststroke**

W TRANS RECO: 41.05 R 2007 MATTHEW BARTON

UK

Name	Age	Team	Seed Time	Finals Time	Points
1 Griffiths, Sam	14	Great Britain & NI	NT	40.32 R	
--- Smazak, Tomas	12	Czech Republic	NT	DQ	

**Event 68 Men 15-17 50 LC Meter Breaststroke**

W TRANS RECO: 41.19 R 2007 NICHOLAS MORLAN

AUSTRALIA

Name	Age	Team	Seed Time	Finals Time	Points
1 Bennett, Declan	16	Great Britain & NI	NT	37.72 R	
2 SO, Tsz Hin	15	Hong Kong	NT	54.43	
3 Jacob, Ladyga	17	USA	NT	1:03.29	

**Event 69 Men 18-29 50 LC Meter Breaststroke**

W TRANS RECO: 34.03 R 1997 G BERTONI

ITALY

Name	Age	Team	Seed Time	Finals Time	Points
1 Barnett, Liam	28	Great Britain & NI	NT	33.18 R	
2 Neuhaeuser, Emeran	29	Germany	NT	37.71	
3 Viers, Pierre	28	France	NT	38.39	
4 Garrido, Cristian Ezequiel	24	Argentina	NT	39.84	

**Event 69 Men 30-39 50 LC Meter Breaststroke**

W TRANS RECO: 36.74 R 2007 R PULIK

UK

Name	Age	Team	Seed Time	Finals Time	Points
1 Sachero, Hernan	36	Argentina	NT	39.88	
2 Dolezal, Andre	36	Switzerland	NT	58.64	
--- Gjerde, Erlend	38	Norway	NT	NS	

**Event 70 Men 40-49 50 LC Meter Breaststroke**

W TRANS RECO: 36.34 R 2009 R PULIK

UK

Name	Age	Team	Seed Time	Finals Time	Points
1 Castle, Matthew	43	USA	NT	37.33	
2 Onreita, Roberto Javier	45	Argentina	NT	39.96	
3 Kootkar, John	42	Netherlands	NT	40.22	
4 Marrucci, Gabriele	42	Italy	NT	42.14	
--- DA Cruz Colares, Gustavo Arthur	47	Brazil	NT	NS	

**Event 70 Men 70 & Over 50 LC Meter Breaststroke**

Name	Age	Team	Seed Time	Finals Time	Points
1 Kirkbride, Robert	71	Australia	NT	49.10	
2 Airey, Derek	72	Great Britain & NI	NT	1:18.54	

**Event 71 Men 50-59 50 LC Meter Breaststroke**

W TRANS RECO: 39.00 R 1997 D LINDSAY

UK

Name	Age	Team	Prelim Time	Finals Time	Points
------	-----	------	-------------	-------------	--------

**Finals**

1 Hellriegel, Peter	51	Germany	45.19	42.10	
2 Krucso, Zsolt	50	Hungary	45.01	44.26	
3 Patane, Frederic	53	France	48.51	47.51	
4 Bergmann, Thomas	57	Germany	51.01	49.78	
5 Kerszberg, Juan Carlos	55	Argentina	52.32	51.46	
6 Novoa, Gabriel	50	Argentina	53.01	54.07	
7 DE Boer, Bart	56	Netherlands	53.88	55.27	
--- Pires Costa, Jose Felisberto	53	Portugal	56.99	DQ	

**Preliminaries**

9 Eigel, Jack	59	USA	57.68		
10 Somsak, Somkiat	57	Thailand	1:01.54		
11 DE Dianous, Serge	57	France	1:07.03		
--- Atzori, Vladimiro	55	Italy	NS		

## JUEGOS MUNDIALES PARA TRASPLANTADOS - 26/08/2015 to 27/08/2015

## Results - SEGUNDA JORNADA FINALES

## Event 72 Men 60-69 50 LC Meter Breaststroke

W TRANS RECO: 42.92 B 1997		L KARAY		HUNGARY		
Name	Age	Team	Seed Time	Final Time	Points	
1 Adams, Richard	65	Great Britain & NI	NT	50.52		
2 Nadasdy, Jozsef	63	Hungary	NT	51.54		
3 Uotinen, Veijo	69	Finland	NT	58.58		
4 Charretier, Pierre	63	France	NT	1:03.67		
— Gilso, Per	69	Norway	NT	DQ		
— Kopecki, Robert	62	Slovakia	NT	NT		
— Veliz, Miguel Angel	64	Argentina	NT	NT		

## JUEGOS MUNDIALES PARA TRASPLANTADOS - 26/08/2015 to 27/08/2015

## Results - SEGUNDA JORNADA FINALES

## Event 60 Girls 12-14 100 LC Meter Backstroke

Name	Age	Team	Seed Time	Finals Time	Points
1 Armstrong, Alicia	14	Great Britain & NI	NT	1:35.66	
	46.02	1:35.66 (49.64)			

## Event 60 Women 15-17 100 LC Meter Backstroke

Name	Age	Team	Seed Time	Finals Time	Points
1 Bass, Ellen	17	Great Britain & NI	NT	1:45.67	
	50.67	1:45.67 (55.00)			
2 Rechache, Lilia	15	France	NT	2:40.95	
	1:14.55	2:40.95 (1:26.40)			

## Event 60 Women 18-29 100 LC Meter Backstroke

Name	Age	Team	Seed Time	Finals Time	Points
WTRANS RECD: 1:31.04 R 2009 S MIGNANI ITALY					
1 Bauer, Simone	27	Germany	NT	1:26.22R	
	42.42	1:26.22 (43.80)			
2 Dufflon, Emilie	21	Switzerland	NT	2:12.04	
	58.01	2:12.04 (1:14.03)			

## Event 60 Women 30-39 100 LC Meter Backstroke

Name	Age	Team	Seed Time	Finals Time	Points
WTRANS RECD: 1:40.56 R 2007 S MORELL AUSTRALIA					
1 Glover, Kathryn	34	Great Britain & NI	NT	1:57.90	
	56.53	1:57.90 (1:00.37)			

## Event 60 Women 50-59 100 LC Meter Backstroke

Name	Age	Team	Seed Time	Finals Time	Points
WTRANS RECD: 1:38.50 R 2009 K ESTEP-LAMPLEY USA					
1 Lataille, Robin	53	USA	NT	2:40.65	
	1:18.69	2:40.65 (1:21.96)			

## Event 60 Women 60-69 100 LC Meter Backstroke

Name	Age	Team	Seed Time	Finals Time	Points
WTRANS RECD: 1:57.50 R 2013 MARGARET MILLS GB&NI					
1 Isvanne Medve, Janos	69	Hungary	NT	2:09.62	
	1:01.28	2:09.62 (1:08.34)			

**Event 61 Men 50-59 100 LC Meter Backstroke****W TRANS RECO: 1:29.00 R 2009 T O'HAGAN****UK**

Name	Age	Team	Seed Time	Finals Time	Points
1 Heffernan, Peter	59	Ireland	NT	1:49.57	
	54.43	1:49.57 (55.14)			
2 Eigel, Jack	59	USA	NT	2:10.51	
	59.23	2:10.51 (1:11.28)			
3 Ahammer, Ulrich	55	Germany	NT	2:33.63	
	1:13.08	2:33.63 (1:20.55)			
4 Flor, Lucio	52	Italy	NT	3:32.41	
--- Ganchev, Ognyan	55	Bulgaria	NT	DQ	
	1:27.12	DQ (1:31.65)			

**Event 61 Men 60-69 100 LC Meter Backstroke****W TRANS RECO: 1:35.04 R 1997 M WITTUM****GERMANY**

Name	Age	Team	Seed Time	Finals Time	Points
1 Jakubovics, Peter	62	Hungary	NT	1:50.56	
	53.67	1:50.56 (56.89)			
2 Nadasdy, Jozsef	63	Hungary	NT	1:59.38	
	58.64	1:59.38 (1:00.74)			
3 Trioulaire, Roger	67	France	NT	2:32.92	
	1:09.84	2:32.92 (1:23.08)			

**Event 62 Boys 12-14 100 LC Meter Backstroke**

Name	Age	Team	Seed Time	Finals Time	Points
1 Bonnell, Rhys	13	Great Britain & NI	NT	1:35.26	
	44.87	1:35.26 (50.39)			

**Event 62 Men 15-17 100 LC Meter Backstroke**

Name	Age	Team	Seed Time	Finals Time	Points
1 Salimi, Mahdi	17	Iran	NT	1:38.23	
	44.92	1:38.23 (53.31)			

**Event 62 Men 18-29 100 LC Meter Backstroke****W TRANS RECO: 1:11.13 R 2009 P DEBOER****USA**

Name	Age	Team	Seed Time	Finals Time	Points
1 Barnett, Liam	28	Great Britain & NI	NT	1:07.17R	
	32.06	1:07.17 (35.11)			
2 Pretorius, Koenraad Frederik	24	South Africa	NT	1:17.25	
	36.86	1:17.25 (40.39)			
3 Sohrabi Liv, Hossein	27	Iran	NT	1:42.34	
	49.19	1:42.34 (53.15)			

**Event 62 Men 40-49 100 LC Meter Backstroke****W TRANS RECO: 1:21.40 R 2009 R PULIK****UK**

Name	Age	Team	Seed Time	Finals Time	Points
1 Naserzadeh, Safdar	49	Iran	NT	2:02.40	
	58.59	2:02.40 (1:03.81)			

**Event 63 Men 30-39 100 LC Meter Backstroke****W TRANS RECO: 1:20.05 R 2007 E TRIEPELS****NETHERLAND**

Name	Age	Team	Seed Time	Finals Time	Points
1 Janczewski, Jakub	31	Poland	NT	1:24.22	
	40.57	1:24.22 (43.65)			
2 Cardoso Pinto, Filipe	31	Portugal	NT	1:29.61	
	42.87	1:29.61 (46.74)			
3 Taherpour, Mohammad Tayeb	39	Iran	NT	1:43.45	
	50.47	1:43.45 (52.98)			
4 Mehri, Mohsen	34	Iran	NT	1:55.81	
	54.92	1:55.81 (1:00.89)			
--- Basualto, Mariano Javier	34	Argentina	NT	NS	
--- Sachero, Hernan	36	Argentina	NT	NS	

**Event 63 Men 70 & Over 100 LC Meter Backstroke****W TRANS RECO: 2:37.70 R 2009 I PATTEN****AUSTRALIA**

Name	Age	Team	Seed Time	Finals Time	Points
1 Guarro, Raul Emilio	78	Argentina	NT	2:56.28	
	1:24.04	2:56.28 (1:32.24)			

## JUEGOS MUNDIALES PARA TRASPLANTADOS - 26/08/2015 to 27/08/2015

## Results - PREMIER JORNADA FINALES

## Event 26 Girls 12-14 100 LC Meter Freestyle

Name	Age	Team	Seed Time	Finals Time	Points
1 Redgate, Emma	14	Great Britain & NI	NT	1:34.81	
	48.46	1:34.81 (46.35)			
2 Romero Izro, Daniela Ayelen	12	Argentina	NT	2:46.75	
	1:09.50	2:46.75 (1:37.25)			

## Event 26 Women 15-17 100 LC Meter Freestyle

Name	Age	Team	Seed Time	Finals Time	Points
1 Russ, Ellen	17	Great Britain & NI	NT	1:28.04	
	41.99	1:28.04 (46.05)			
2 Brookes, Aysha	17	Great Britain & NI	NT	1:35.74	
	45.07	1:35.74 (38.67)			

## Event 27 Women 18-29 100 LC Meter Freestyle

W TRANS RECD: 1:11.04 R 1995 S THEODOLD			AUSTRALIA		
Name	Age	Team	Seed Time	Finals Time	Points
1 Gyarko, Alexandra	19	Hungary	NT	1:17.54	
	36.84	1:17.54 (40.70)			
2 Young, Kelly	21	Great Britain & NI	NT	1:18.30	
	38.24	1:18.30 (40.06)			

## Event 27 Women 30-39 100 LC Meter Freestyle

W TRANS RECD: 1:08.78 R 2003 T OHTA			JAPAN		
Name	Age	Team	Seed Time	Finals Time	Points
1 Cox, Jodie	34	Great Britain & NI	NT	1:10.67	
	33.38	1:10.67 (37.29)			
2 Habegger, Jessica	30	Switzerland	NT	1:29.79	
	42.34	1:29.79 (47.45)			

## Event 27 Women 40-49 100 LC Meter Freestyle

W TRANS RECD: 1:16.30 R 2009 S THEODOLD			AUSTRALIA		
Name	Age	Team	Seed Time	Finals Time	Points
1 Carroll, Tracy	40	Great Britain & NI	NT	1:25.87	
	40.79	1:25.87 (45.08)			
2 Escudero, Rosaura	43	Argentina	NT	1:26.32	
	40.79	1:26.32 (45.73)			

## Event 28 Women 50-59 100 LC Meter Freestyle

W TRANS RECD: 1:08.67 R 2007 B GREENWAY			UK		
Name	Age	Team	Seed Time	Finals Time	Points
1 Berente, Judith	52	Hungary	NT	1:35.35	
	44.99	1:35.35 (50.36)			
2 Ferguson, Gillian	51	Great Britain & NI	NT	1:42.74	
	50.98	1:42.74 (51.76)			
3 Thomas Breese, Rowena	55	Great Britain & NI	NT	1:52.93	
	52.92	1:52.93 (1:00.01)			

## Event 28 Women 60-69 100 LC Meter Freestyle

W TRANS RECD: 1:42.90 R 2009 M MILLS			UK		
Name	Age	Team	Seed Time	Finals Time	Points
1 Jeszenkovits, Judit	60	Hungary	NT	1:51.67	
	49.80	1:51.67 (1:01.87)			
2 Miller, Dianne	67	USA	NT	1:59.52	
	52.25	1:59.52 (1:07.27)			
3 Martin, Allegra	61	Great Britain & NI	NT	2:04.96	
	53.55	2:04.96 (1:11.41)			
4 Gerlach, Kathleen	60	USA	NT	2:47.60	
	1:24.58	2:47.60 (1:23.00)			

## JUEGOS MUNDIALES PARA TRASPLANTADOS - 26/08/2015 to 27/08/2015

## Results - PREMIER JORNADA FINALES

## Event 29 Boys 12-14 100 LC Meter Freestyle

Name	Age	Team	Seed Time	Finals Time	Points
1. Bonnell, Rhys	13	Great Britain & NI	NT	1:17.77	
	37.01	1:17.77 (40.36)			
2. Griffiths, Sam	14	Great Britain & NI	NT	1:18.58	
	36.78	1:18.58 (41.80)			

## Event 29 Men 15-17 100 LC Meter Freestyle

Name	Age	Team	Seed Time	Finals Time	Points
1. Bennett, Declan	16	Great Britain & NI	NT	1:02.79	
	29.56	1:02.79 (33.23)			
2. Salimi, Mahdi	17	Iran	NT	1:30.34	
3. SO, Tsz Hin	15	Hong Kong	NT	1:38.36	
	43.98	1:38.36 (54.38)			
4. Meheust, Erwan	17	France	NT	1:42.56	
	42.82	1:42.56 (59.74)			

## Event 30 Men 18-29 100 LC Meter Freestyle

Name	Age	Team	Seed Time	Finals Time	Points
1. Ferrini, Lucas	29	Argentina	NT	1:00.35	
	29.21	1:00.35 (31.14)			
2. Pretorius, Koensraad Frederik	24	South Africa	NT	1:02.21	
	29.07	1:02.21 (33.14)			
3. Garrido, Cristian Ezequiel	24	Argentina	NT	1:07.48	
	32.92	1:07.48 (34.56)			
4. Neubauer, Emeran	29	Germany	NT	1:08.59	
	32.19	1:08.59 (36.40)			
5. Simon, Eric	25	Argentina	NT	1:16.41	
	36.14	1:16.41 (40.27)			

## Event 31 Men 30-39 100 LC Meter Freestyle

Name	Age	Team	Seed Time	Finals Time	Points
1. Jansen Van Rensburg, Travis Fran	30	South Africa	NT	1:01.95 R	
	28.95	1:01.95 (33.00)			
2. Raymond, Benoit	33	Canada	NT	1:02.77 R	
	29.46	1:02.77 (33.31)			
3. Janczewski, Jakub	31	Poland	NT	1:08.96	
	32.18	1:08.96 (36.78)			
4. Cardoso Pinto, Filipe	31	Portugal	NT	1:11.00	
	34.16	1:11.00 (36.54)			

## JUEGOS MUNDIALES PARA TRASPLANTADOS - 26/08/2015 to 27/08/2015

## Results - PRIMER JORNADA FINALES

## (Event 31 Men 30-39 100 LC Meter Freestyle)

Name	Age	Team	Seed Time	Finals Time	Points
5 Sepasi, Sepehr	34	Iran	NT	1:14.39	
	34.68	1:14.39 (39.71)			
6 Rodriguez, Pablo Hernan	30	Argentina	NT	1:16.60	
	35.52	1:16.60 (41.08)			
7 Mehri, Mohsen	34	Iran	NT	1:21.31	
	35.44	1:21.31 (45.87)			
8 Bastallo, Mariano Javier	34	Argentina	NT	1:48.99	
	48.74	1:48.99 (1:00.25)			

## Event 32 Men 40-49 100 LC Meter Freestyle

WTRANSRECO: 1:05.42 R 2005		R VELASCO		USA	
Name	Age	Team	Seed Time	Finals Time	Points
1 Graham, Martin	40	Great Britain & NI	NT	1:08.10	
	32.40	1:08.10 (35.70)			
2 Barrode, Peter	45	Netherlands	NT	1:12.98	
	33.84	1:12.98 (39.04)			
3 Marrucci, Gabriele	42	Italy	NT	1:21.11	
	37.75	1:21.11 (43.36)			
4 Quimby, Peter	42	USA	NT	1:23.25	
	37.52	1:23.25 (45.73)			
5 Santesson, Lars	48	Sweden	NT	1:29.60	
	37.60	1:29.60 (52.00)			
6 Arnet, Roger Anton	40	Switzerland	NT	2:44.91	
	1:12.92	2:44.91 (1:31.99)			
-- DA Cruz Colares, Gustavo Arthur	47	Brazil	NT	NS	
-- Nicolet, Ouri	42	Switzerland	NT	NS	

## Event 33 Men 50-59 100 LC Meter Freestyle

WTRANSRECO: 1:08.67 R 2007		R WEST		USA	
Name	Age	Team	Seed Time	Finals Time	Points
1 Matich, Damian	56	Great Britain & NI	NT	1:22.13	
	37.46	1:22.13 (44.67)			
2 Novoa, Gabriel	50	Argentina	NT	1:28.52	
	42.26	1:28.52 (46.26)			
3 Heffernan, Peter	59	Ireland	NT	1:37.56	
	44.77	1:37.56 (52.79)			
4 Flor, Lucio	52	Italy	NT	1:43.39	
	46.83	1:43.39 (56.56)			

## Event 35 Men 70 &amp; Over 100 LC Meter Freestyle

WTRANSRECO: 2:05.20 R 2009		I PATTEN		AUSTRALIA	
Name	Age	Team	Seed Time	Finals Time	Points
1 Kirkbride, Robert	71	Australia	NT	1:25.68R	
	41.16	1:25.68 (44.52)			
-- Airey, Derek	72	Great Britain & NI	NT	NS	
-- Guarro, Raul Emilio	78	Argentina	NT	NS	

## Event 34 Men 60-69 100 LC Meter Freestyle

WTRANSRECO: 1:22.77 R 2003		WILLIAM NOBLE		GB & NI	
Name	Age	Team	Seed Time	Finals Time	Points
1 Moore, Harold Philip	60	South Africa	NT	1:20.39R	
	37.92	1:20.39 (42.47)			

## (Event 34 Men 60-69 100 LC Meter Freestyle)

Name	Age	Team	Seed Time	Finals Time	Points
2 Noble, William	68	Great Britain & NI	NT	1:21.74R	
	37.05	1:21.74 (44.69)			
3 Klaber, William	61	USA	NT	1:26.42	
	42.41	1:26.42 (44.01)			
4 Jakubovics, Peter	62	Hungary	NT	1:28.97	
	41.87	1:28.97 (47.10)			
5 Veliz, Miguel Angel	64	Argentina	NT	2:40.62	
	1:13.14	2:40.62 (1:27.48)			
-- Pohjonen, Antero	69	Finland	NT	NS	



## JUEGOS MUNDIALES PARA TRASPLANTADOS - 26/08/2015 to 27/08/2015

## Results - PREMIER JORNADA FINALES

## Event 13 Women 30-39 100 LC Meter Breaststroke

W TRANS RECD: 1:38.60 R 2007 C LAGRANDE

NETHERLAND

Name	Age	Team	Seed Time	Final Time	Points
1 Glover, Kathryn	34	Great Britain & NI	NT	1:46.31	
	38.13	1:46.31 (56.18)			
2 Habegger, Jessica	30	Switzerland	NT	1:56.59	
	31.78	1:56.59 (1:04.81)			
3 Haaske, Brooke	30	Australia	NT	2:11.98	
	1:00.68	2:11.98 (1:11.30)			

## Event 13 Women 40-49 100 LC Meter Breaststroke

W TRANS RECD: 1:45.39 R 2003 JUDIT BERENTE

HUNGARY

Name	Age	Team	Seed Time	Final Time	Points
1 DU Plessis, Lisa Ann	44	South Africa	NT	1:36.25 R	
	45.87	1:36.25 (50.38)			
2 Faul, Deirdre	47	Ireland	NT	1:55.25	
	32.35	1:55.25 (1:02.90)			
3 Tirronen, Anne	47	Finland	NT	1:56.01	
	33.63	1:56.01 (1:02.38)			
4 Cellay, Karine	42	France	NT	2:17.43	

## Event 14 Women 50-59 100 LC Meter Breaststroke

W TRANS RECD: 1:48.88 R 2013 JUDIT BERENTE

HUNGARY

Name	Age	Team	Seed Time	Final Time	Points
1 Ferguson, Gillian	51	Great Britain & NI	NT	1:49.76	
	30.55	1:49.76 (59.21)			
2 Berente, Judit	52	Hungary	NT	1:54.29	
	54.79	1:54.29 (59.50)			
3 Lantier, Robin	53	USA	NT	2:24.43	
	1:04.33	2:24.43 (1:20.10)			

## Event 14 Women 60-69 100 LC Meter Breaststroke

W TRANS RECD: 2:07.80 R 2009 J MEDVE

HUNGARY

Name	Age	Team	Seed Time	Final Time	Points
1 Martin, Allegra	61	Great Britain & NI	NT	2:07.20 R	
	39.08	2:07.20 (1:08.12)			
2 Manuwald - Seemüller, Gudrun	65	Germany	NT	2:13.89	
	1:01.60	2:13.89 (1:12.29)			
3 Irtvanne Medve, Janos	69	Hungary	NT	2:14.16	
	1:03.93	2:14.16 (1:10.23)			
4 Adevol, Marie Josephe	62	France	NT	2:58.68	
	1:26.73	2:58.68 (1:31.95)			
5 Gerlach, Kathleen	60	USA	NT	3:40.95	
	1:43.75	3:40.95 (1:57.20)			

## JUEGOS MUNDIALES PARA TRASPLANTADOS - 26/08/2015 to 27/08/2015

## Results - PRIMER JORNADA FINALES

## Event 15 Men 18-29 100 LC Meter Breaststroke

WTRANS RECO: 1:15.15 R 1995		D COONEY		UK	
Name	Age	Team	Seed Time	Final Time	Points
1 Viers, Pierre	28	France	NT	1:22.37	
	18.69			1:22.37 (44.37)	
2 Neuhäuser, Emmeran	29	Germany	NT	1:24.53	
3 Garrido, Cristian Ezequiel	24	Argentina	NT	1:34.51	
	42.52			1:34.51 (51.99)	

## Event 15 Men 30-39 100 LC Meter Breaststroke

WTRANS RECO: 1:15.80 R 1998		T MICHEL		FRANCE	
Name	Age	Team	Seed Time	Final Time	Points
1 Sachse, Herman	36	Argentina	NT	1:30.07	
	40.87			1:30.07 (49.20)	
2 Taberepour, Mohammad Tayeb	39	Iran	NT	2:01.96	

## Event 16 Men 40-49 100 LC Meter Breaststroke

WTRANS RECO: 1:26.82 R		T MICHEL / ANDRZEJ LEWANDOWSKI		FRANCE / POLAND	
Name	Age	Team	Seed Time	Final Time	Points
1 Castle, Matthew	43	USA	NT	1:26.43R	
	39.27			1:26.43 (47.16)	
2 Churita, Roberto Javier	45	Argentina	NT	1:32.09	
	44.69			1:32.09 (47.49)	
3 Marzani, Gabriele	42	Italy	NT	1:32.43	
	41.24			1:32.43 (48.19)	
4 Graham, Martin	40	Great Britain & NI	NT	1:34.12	
	41.34			1:34.12 (50.78)	
5 Barndas, Peter	45	Netherlands	NT	1:34.51	
	43.29			1:34.51 (51.22)	

## Event 17 Men 50-59 100 LC Meter Breaststroke

WTRANS RECO: 1:38.50 R 2009		T MICHEL		FRANCE	
Name	Age	Team	Seed Time	Final Time	Points
1 Patane, Frederic	53	France	NT	1:50.51	
	50.13			1:50.51 (1:00.38)	
2 Kersberg, Juan Carlos	55	Argentina	NT	1:59.05	
	55.79			1:59.05 (1:03.26)	
3 Mohammadhani, Mohsen	57	Iran	NT	1:59.82	
	56.04			1:59.82 (1:03.78)	
4 Bergmann, Thomas	57	Germany	NT	2:00.53	
	51.20			2:00.53 (1:07.33)	
5 Eigel, Jack	59	USA	NT	2:12.26	
	1:00.49			2:12.26 (1:11.88)	
--- Somsak, Sornkit	57	Thailand	NT	DQ	
	1:00.00			DQ (1:13.98)	
--- Calleros, Hector	50	Mexico	NT	DQ	
	59.39			DQ (1:09.63)	

## Event 18 Men 60-69 100 LC Meter Breaststroke

WTRANS RECO: 1:41.89 R 1997		L KARARI		HUNGARY	
Name	Age	Team	Seed Time	Final Time	Points
1 Kishi, William	61	USA	NT	1:39.80R	
	46.78			1:39.80 (33.02)	
2 Adams, Richard	65	Great Britain & NI	NT	1:52.29	
	51.07			1:52.29 (1:01.22)	
3 Nadasy, Jozsef	63	Hungary	NT	1:53.12	
	53.54			1:53.12 (19.58)	
4 Cassini, Roberto	68	Italy	NT	1:57.21	
	55.75			1:57.21 (1:01.46)	
5 Charrier, Pierre	63	France	NT	2:36.57	
	1:12.11			2:36.57 (1:24.46)	

## Event 18 Men 70 &amp; Over 100 LC Meter Breaststroke

WTRANS RECO: 2:17.99 R 2013		JOHAN DUIN		NETHERLAND	
Name	Age	Team	Seed Time	Final Time	Points
--- Aisvy, Derek	72	Great Britain & NI	NT	DQ	
	1:21.15			DQ (1:51.82)	

**JUEGOS MUNDIALES PARA TRASPLANTADOS - 26/08/2015 to 27/08/2015****Results - SEGUNDA JORNADA FINALES****Event 57 Women 18-29 200 LC Meter IM**

W TRANS RECO:		2:56.81	R	2013	SIMONE BAUER		GERMANY	
Name	Age	Team	Seed Time	Finals Time	Points			
1	Bauer, Simone	27	Germany	NT	2:55.29 R			
	36.49	1:23.59 (47.10)	2:14.76 (51.17)	2:55.29 (40.53)				
2	Young, Kelly	21	Great Britain & NI	NT	3:08.96			
	38.72	1:27.41 (48.69)	2:22.53 (55.12)	3:08.96 (46.43)				

**Event 57 Women 30-39 200 LC Meter IM**

W TRANS RECO:		2:56.48	R	1997	T OHTA		JAPAN	
Name	Age	Team	Seed Time	Finals Time	Points			
1	Cox, Jodie	34	Great Britain & NI	NT	3:01.34			
	37.69	1:26.38 (48.69)	2:19.08 (52.70)	3:01.34 (42.26)				

**Event 57 Women 40-49 200 LC Meter IM**

W TRANS RECO:		3:39.61	R	2003	P ZOBEL		USA	
Name	Age	Team	Seed Time	Finals Time	Points			
1	DU Plessis, Lisa Ann	44	South Africa	NT	3:24.39 R			
	42.17	1:35.97 (53.80)	2:34.70 (58.73)	3:24.39 (49.69)				

**Event 57 Women 50-59 200 LC Meter IM**

W TRANS RECO:		3:29.30	R	2009	K ESTEP-LAMPLEY		USA	
Name	Age	Team	Seed Time	Finals Time	Points			
1	Thomas Breese, Rowena	55	Great Britain & NI	NT	4:34.41			
	1:03.48	2:14.77 (1:11.29)	3:32.31 (1:17.54)	4:34.41 (1:02.10)				
2	Fitzsimons, Carol	51	USA	NT	5:29.37			
	1:14.61	2:47.02 (1:32.41)	4:22.07 (1:35.05)	5:29.37 (1:07.30)				

## JUEGOS MUNDIALES PARA TRASPLANTADOS - 26/08/2015 to 27/08/2015

## Results - SEGUNDA JORNADA FINALES

## Event 58 Men 18-29 200 LC Meter IM

W TRANS RECO: 2:19.70 R 2013

LIAM BARNETT

GB &amp; NI

Name	Age	Team	Seed Time	Finals Time	Points
1 Vians, Pierre	28	France	NT	2:58.01	
	34.81	1:22.88 (47.67)	2:11.85 (49.37)	2:58.01 (46.16)	
2 Sobrabi Liv, Hossein	27	Iran	NT	3:24.44	
	45.67	1:44.80 (59.13)	2:39.44 (54.64)	3:24.44 (45.00)	

## Event 58 Men 50-59 200 LC Meter IM

W TRANS RECO: 2:54.60 R 2009

J GILL

USA

Name	Age	Team	Seed Time	Finals Time	Points
1 Krucso, Zsolt	50	Hungary	NT	3:18.98	
	42.47	1:37.18 (54.71)	2:32.33 (55.15)	3:18.98 (46.65)	
2 Van EK, Aris Jan	53	Netherlands	NT	4:01.16	
	52.78	1:57.37 (1:04.99)	3:09.55 (1:12.18)	4:01.16 (51.61)	
3 Mohammadhani, Mohsen	57	Iran	NT	4:16.70	
	1:01.79	2:11.46 (1:08.76)	3:22.77 (1:11.31)	4:16.70 (53.93)	
-- Patane, Frederic	53	France	NT	DQ	
	48.53	1:57.29 (1:08.76)	3:00.44 (1:03.15)	DQ (52.67)	

## Event 58 Men 60-69 200 LC Meter IM

W TRANS RECO: 3:34.40 R 2013

WILLIAM NOBLE

GB &amp; NI

Name	Age	Team	Seed Time	Finals Time	Points
1 Noble, William	68	Great Britain & NI	NT	3:35.23	
	39.13	1:34.46 (55.33)	2:43.41 (1:08.95)	3:35.23 (51.82)	
2 Cantoni, Roberto	68	Italy	NT	4:14.25	
	59.26	2:08.57 (1:09.31)	3:17.15 (1:08.58)	4:14.25 (57.10)	

## Event 59 Men 30-39 200 LC Meter IM

W TRANS RECO: 2:52.81 R 1997

R VELASCO

USA

Name	Age	Team	Seed Time	Finals Time	Points
1 Sachero, Hernan	36	Argentina	NT	3:10.76	
	39.00	1:28.04 (49.04)	2:23.08 (55.04)	3:10.76 (47.68)	
2 Rodriguez, Pablo Hernan	30	Argentina	NT	3:11.67	
	34.72	1:27.91 (53.99)	2:26.55 (58.64)	3:11.67 (45.12)	
3 Mehri, Mohsen	34	Iran	NT	3:41.98	
	47.84	1:49.07 (1:00.25)	2:53.40 (1:04.33)	3:41.98 (48.58)	
4 Sepasi, Sepshe	34	Iran	NT	3:43.00	
	46.37	1:49.44 (1:03.07)	2:56.68 (1:07.24)	3:43.00 (46.32)	
5 Taherpour, Mohammad Tayeb	39	Iran	NT	4:10.00	
	57.41	2:01.66 (1:04.25)	3:12.82 (1:11.16)	4:10.00 (57.18)	

## Event 59 Men 40-49 200 LC Meter IM

W TRANS RECO: 3:01.99 R 2003

T O'BAGAN

UK

Name	Age	Team	Seed Time	Finals Time	Points
1 Castle, Matthew	43	USA	NT	3:02.52	
	35.67	1:25.57 (49.90)	2:20.81 (55.24)	3:02.52 (41.71)	
2 Marrucci, Gabriele	42	Italy	NT	3:25.66	
	40.99	1:36.15 (55.56)	2:51.57 (55.42)	3:25.66 (54.09)	
3 Onaita, Roberto Javier	45	Argentina	NT	3:28.12	
	43.55	1:46.44 (1:00.89)	2:40.76 (56.32)	3:28.12 (47.36)	

**Event 1 Girls 12-14 200 LC Meter Freestyle****W TRANS RECO: 3:00.66 R 2007 KELLY YOUNG UK**

Name	Age	Team	Seed Time	Finals Time	Points
1 Armstrong, Alicia	14	Great Britain & NI	NT	3:18.57	
	40.65	1:31.69 (51.04)	3:18.57 (1:46.88)		

**Event 1 Women 18-29 200 LC Meter Freestyle****W TRANS RECO: 2:43.89 R 1997 K WALMSLEY UK**

Name	Age	Team	Seed Time	Finals Time	Points
1 Bauer, Simone	27	Germany	NT	2:36.02 R	
	34.89	1:14.16 (39.27)	1:55.13 (40.97)	2:36.02 (40.89)	
2 Gyurko, Alexandra	19	Hungary	NT	2:47.56	
	36.81	1:18.77 (41.96)	2:03.55 (44.78)	2:47.56 (44.01)	
3 Young, Kelly	21	Great Britain & NI	NT	2:53.75	
	38.35	1:21.42 (43.07)	2:53.75 (1:32.33)		

**Event 1 Women 30-39 200 LC Meter Freestyle****W TRANS RECO: 2:40.88 R 2013 JODIE COX GB & NI**

Name	Age	Team	Seed Time	Finals Time	Points
1 Cox, Jodie	34	Great Britain & NI	NT	2:34.15 R	
	33.85	1:12.96 (39.11)	1:53.61 (40.65)	2:34.15 (40.54)	

**Event 2 Women 40-49 200 LC Meter Freestyle****W TRANS RECO: 3:05.80 R 2009 L CUTHBERTSON AUSTRALIA**

Name	Age	Team	Seed Time	Finals Time	Points
1 Escudero, Rosaura	43	Argentina	NT	3:21.06	
	43.20	1:34.14 (50.94)	2:28.54 (54.40)	3:21.06 (52.52)	

**Event 2 Women 50-59 200 LC Meter Freestyle****W TRANS RECO: 2:53.10 R 2009 K ESTEP-LAMPLEI USA**

Name	Age	Team	Seed Time	Finals Time	Points
1 Thomas Breese, Rowena	55	Great Britain & NI	NT	4:05.43	
	55.47	1:59.97 (1:04.50)	3:03.90 (1:03.93)	4:05.43 (1:01.53)	
2 Fitzsimons, Carol	51	USA	NT	4:25.68	
	57.45	2:08.39 (1:10.94)	3:21.93 (1:13.54)	4:25.68 (1:03.75)	
3 Smith, Vivienne	53	New Zealand	NT	5:51.86	
	1:02.53	2:34.02 (1:31.49)	4:13.11 (1:39.09)	5:51.86 (1:38.75)	

**Event 2 Women 60-69 200 LC Meter Freestyle****W TRANS RECO: 3:47.90 R 2013 MARGARET MILLS GB & NI**

Name	Age	Team	Seed Time	Finals Time	Points
1 Istvanne Medve, Janos	69	Hungary	NT	4:23.58	
	57.89	2:05.89 (1:08.00)	3:15.78 (1:09.89)	4:23.58 (1:07.80)	

**JUEGOS MUNDIALES PARA TRASPLANTADOS - 26/08/2015 to 27/08/2015****Results - PRIMER JORNADA FINALES****Event 3 Boys 12-14 200 LC Meter Freestyle****W TRANS RECO: 2:40.76 R 2007 MATTEW BARTON UK**

Name	Age	Team	Seed Time	Finals Time	Points
1 Bonnell, Rhys	13	Great Britain & NI	NT	2:58.10	
	38.30	1:24.25 (45.95)	2:13.27 (49.02)	2:58.10 (44.83)	

**Event 3 Men 15-17 200 LC Meter Freestyle****W TRANS RECO: 2:35.66 R 2007 CAMERON LLOYD UK**

Name	Age	Team	Seed Time	Finals Time	Points
1 Bennett, Declan	16	Great Britain & NI	NT	2:19.56 R	
	30.30	1:06.10 (35.80)	1:42.99 (36.89)	2:19.56 (36.57)	

**(Event 3 Men 15-17 200 LC Meter Freestyle)**

Name	Age	Team	Seed Time	Finals Time	Points
2 Salimi, Mahdi	17	Iran	NT	3:18.03	
	40.46	3:18.03 (2:37.57)			

**Event 3 Men 40-49 200 LC Meter Freestyle****W TRANS RECO: 2:38.90 R 2009 I GOMBOS HUNGARY**

Name	Age	Team	Seed Time	Finals Time	Points
1 Graham, Martin	40	Great Britain & NI	NT	2:36.05 R	
	32.27	1:10.49 (38.22)	1:52.28 (41.79)	2:36.05 (43.77)	
2 Barendse, Peter	45	Netherlands	NT	2:51.75	
	36.65	1:17.29 (40.64)	2:03.10 (45.81)	2:51.75 (48.65)	
3 Naserzadeh, Safdar	49	Iran	NT	3:23.13	
	44.25	1:34.48 (50.23)	3:23.13 (1:48.65)		

**Event 4 Men 18-29 200 LC Meter Freestyle****W TRANS RECO: 2:05.37 R 2013 LIAM BARNETT GB & NI**

Name	Age	Team	Seed Time	Finals Time	Points
1 Ferrini, Lucas	29	Argentina	NT	2:25.74	
	32.62	1:09.66 (37.04)	1:48.69 (39.03)	2:25.74 (37.05)	
2 Neuhaeuser, Emeran	29	Germany	NT	2:40.89	
	37.47	1:17.82 (40.35)	1:59.18 (41.36)	2:40.89 (41.71)	
3 Sohrabi Liv, Hossein	27	Iran	NT	2:49.84	
	36.21	1:19.03 (42.82)	2:04.29 (45.26)	2:49.84 (45.55)	

**Event 4 Men 30-39 200 LC Meter Freestyle****W TRANS RECO: 2:33.57 R 1997 W DUNCAN AUSTRALIA**

Name	Age	Team	Seed Time	Finals Time	Points
1 Raymond, Benoit	33	Canada	NT	2:26.99 R	
	33.97	1:11.95 (37.98)	1:49.98 (38.03)	2:26.99 (37.01)	
2 Cardoso Pinto, Filipe	31	Portugal	NT	2:45.55	
	37.10	1:19.48 (42.38)	2:04.07 (44.59)	2:45.55 (41.48)	
3 Sepasi, Sepehr	34	Iran	NT	2:46.86	
	36.80	1:19.40 (42.60)	2:04.20 (44.80)	2:46.86 (42.66)	
4 Rodriguez, Pablo Hernan	30	Argentina	NT	2:52.66	
	36.21	1:18.73 (42.52)	2:05.50 (46.77)	2:52.66 (47.16)	
5 Mehri, Mohsen	34	Iran	NT	3:06.01	
	38.04	1:24.23 (46.19)	2:15.40 (51.17)	3:06.01 (50.61)	

**Event 5 Men 50-59 200 LC Meter Freestyle****W TRANS RECO: 2:38.60 R 2009 J GILL USA**

Name	Age	Team	Seed Time	Finals Time	Points
1 Van EK, Aris Jan	53	Netherlands	NT	3:11.04	
	40.93	1:29.16 (48.23)	2:21.28 (52.12)	3:11.04 (49.76)	
2 Matich, Damian	56	Great Britain & NI	NT	3:11.07	
	40.36	1:27.12 (46.76)	2:19.51 (52.39)	3:11.07 (51.56)	
3 Mohammadkhani, Mohsen	57	Iran	NT	3:36.44	
	42.38	1:35.36 (52.98)	2:35.26 (59.90)	3:36.44 (1:01.18)	
4 Novoa, Gabriel	50	Argentina	NT	3:39.89	
	45.71	1:41.31 (55.60)	2:43.47 (1:02.16)	3:39.89 (56.42)	
5 Calleros, Hector	50	Mexico	NT	4:04.69	
	51.79	1:52.91 (1:01.12)	2:59.90 (1:06.99)	4:04.69 (1:04.79)	

**Event 6 Men 60-69 200 LC Meter Freestyle****W TRANS RECO: 3:13.73 R 2013****WILLIAM NOBLE****GB & NI**

	<b>Name</b>	<b>Age</b>	<b>Team</b>	<b>Seed Time</b>	<b>Finals Time</b>	<b>Points</b>
1	Moore, Harold Philip	60	South Africa	NT	3:07.17 R	
	41.06	1:33.45 (52.39)	2:21.64 (48.19)	3:07.17 (45.53)		
2	Noble, William	68	Great Britain & NI	NT	3:08.82 R	
	40.69	1:27.77 (47.08)	2:17.96 (50.19)	3:08.82 (50.86)		
3	Klahn, William	61	USA	NT	3:20.53	
	41.52	1:29.57 (48.05)	2:24.01 (54.44)	3:20.53 (56.52)		
4	Cantoni, Roberto	68	Italy	NT	3:47.20	
	51.86	1:49.28 (57.42)	2:51.20 (1:01.92)	3:47.20 (56.00)		
5	Adams, Richard	65	Great Britain & NI	NT	4:13.36	
	53.45	1:57.91 (1:04.46)	3:05.34 (1:07.43)	4:13.36 (1:08.02)		
6	Pohjonen, Antero	69	Finland	NT	4:21.83	
	52.97	1:58.88 (1:05.91)	3:08.56 (1:09.68)	4:21.83 (1:13.27)		

**Event 6 Men 70 & Over 200 LC Meter Freestyle****W TRANS RECO: 4:46.30 R 2009****I PATTEN****AUSTRALIA**

	<b>Name</b>	<b>Age</b>	<b>Team</b>	<b>Seed Time</b>	<b>Finals Time</b>	<b>Points</b>
1	Kirkbride, Robert	71	Australia	NT	3:10.78 R	
	42.38	1:31.14 (48.76)	2:21.51 (50.37)	3:10.78 (49.27)		
2	Guarro, Raul Emilio	78	Argentina	NT	5:46.10	
	1:05.07	2:32.30 (1:27.23)	4:10.57 (1:38.27)	5:46.10 (1:35.53)		

## JUEGOS MUNDIALES PARA TRASPLANTADOS - 26/08/2015 to 27/08/2015

## Results - SEGUNDA JORNADA FINALES

## Event 38 Women 18-29 400 LC Meter Freestyle

W TRANS RECD: 5:40.63 R 2013		SIMONE BAUER		GERMANY	
Name	Age	Team	Seed Time	Final Time	Points
1 Bauer, Simone	27	Germany	NT	5:39.94R	
	35.81	1:17.00 (41.19)	2:00.06 (43.06)	2:43.38 (43.32)	
	3:27.89 (44.51)	4:12.36 (44.47)	4:56.80 (44.44)	5:39.94 (43.14)	
2 Gyurko, Alexandra	19	Hungary	NT	5:55.65	
	37.84	1:20.62 (42.68)	2:05.32 (44.90)	2:51.44 (45.92)	
	3:37.51 (46.07)	4:23.83 (46.32)	5:10.66 (46.83)	5:55.65 (44.99)	

## Event 38 Women 30-39 400 LC Meter Freestyle

W TRANS RECD: 5:46.40 R 2013		JODIE COX		GB & NI	
Name	Age	Team	Seed Time	Final Time	Points
1 Cox, Jodie	34	Great Britain & NI	NT	5:34.93R	
	36.78	1:18.10 (41.32)	2:01.04 (42.94)	2:44.24 (43.20)	
	3:27.92 (43.68)	4:11.23 (43.31)	4:54.00 (42.77)	5:34.93 (40.93)	

## Event 38 Women 40-49 400 LC Meter Freestyle

W TRANS RECD: 6:32.36 R 2007		J COLEMAN		UK	
Name	Age	Team	Seed Time	Final Time	Points
1 Faul, Deirdre	47	Ireland	NT	7:02.61	
	45.11	1:36.13 (51.02)	2:30.07 (53.94)	3:24.66 (54.59)	
	4:19.13 (54.47)		6:09.33 ( )	7:02.61 (53.28)	
2 Escudero, Rosaura	43	Argentina	NT	7:08.23	
	43.44	1:35.77 (52.33)	2:31.28 (55.51)	3:27.11 (55.83)	
	4:24.12 (57.01)	5:20.34 (56.22)	6:16.28 (55.94)	7:08.23 (51.95)	
3 Tirronen, Anne	47	Finland	NT	7:57.17	
	46.50	1:42.83 (56.33)	2:45.97 (1:03.14)	3:48.22 (1:02.25)	
	4:52.56 (1:04.34)	5:55.73 (1:03.17)	7:00.13 (1:04.40)	7:57.17 (57.04)	
4 Tarling, Susan	45	Great Britain & NI	NT	8:59.35	
	48.53	1:48.42 (59.89)	3:03.97 (1:15.55)	4:21.32 (1:17.35)	
	5:34.06 (1:12.74)	6:42.83 (1:08.77)	7:52.64 (1:09.81)	8:59.35 (1:06.71)	

## Event 39 Women 50-59 400 LC Meter Freestyle

W TRANS RECD: 7:49.10 R 2009		B GREENWAY		UK	
Name	Age	Team	Seed Time	Final Time	Points
1 Thomas Breese, Rowena	55	Great Britain & NI	NT	8:33.58	
	55.61	2:06.71 (1:05.10)	3:07.28 (1:06.57)	4:14.58 (1:07.30)	
	5:20.26 (1:05.68)	6:27.18 (1:06.92)	7:31.54 (1:04.36)	8:33.58 (1:02.04)	
2 Fitzsimons, Carol	51	USA	NT	9:47.90	
	1:04.72	2:19.60 (1:14.88)	3:36.57 (1:16.97)	4:54.04 (1:17.47)	
	6:09.75 (1:15.71)	7:25.44 (1:15.69)	9:47.90 (2:22.46)		
3 Pelletier, Lyne	55	Canada	NT	11:31.11	
	1:13.04	2:39.56 (1:26.52)	4:06.15 (1:26.59)	5:36.41 (1:30.26)	
	7:05.77 (1:29.36)	8:36.77 (1:31.00)	10:08.22 (1:31.45)	11:31.11 (1:22.89)	
4 Schick, Elizabeth Lis	53	Switzerland	NT	12:03.46	
	1:17.22	2:43.48 (1:26.26)	5:36.00 ( )		
	7:28.84 (1:32.84)	9:01.67 (1:32.83)	10:35.98 (1:34.31)	12:03.46 (1:27.48)	
-- Pilger, Monika	50	Germany	NT	NS	
-- Smith, Vivienne	53	New Zealand	NT	NS	



## JUEGOS MUNDIALES PARA TRANPLANTADOS - 26/08/2015 to 27/08/2015

## Event 40 Men 18-29 400 LC Meter Freestyle

W TRANS RECD: 5:27.00 R 2007

J WILBERS

NETHERLAND

Name	Age	Team	Seed Time	Final Time	Points
1 Ferrini, Lucas	29	Argentina	NT	5:17.34R	

## (Event 40 Men 18-29 400 LC Meter Freestyle)

Name	Age	Team	Seed Time	Final Time	Points
2 Neuhäuser, Erman	29	Germany	NT	5:55.44	
3 Sebrahi Lix, Hussein	27	Iran	NT	6:05.06	
--- Carl, Christian	28	Germany	NT	NS	

## Event 41 Men 30-39 400 LC Meter Freestyle

W TRANS RECD: 5:51.96 R 1997

M WHITE

AUSTRALIA

Name	Age	Team	Seed Time	Final Time	Points
1 Seposi, Sepsit	34	Iran	NT	6:00.23	
39.43	1:22.80 (43.39)	2:09.39 (46.59)	2:56.09 (46.70)		
3:43.15 (47.06)	4:29.50 (46.35)	5:15.68 (46.18)	6:00.23 (44.55)		
2 Rodriguez, Pablo Hernan	30	Argentina	NT	6:11.88	
39.89	1:24.91 (45.02)	2:12.56 (47.65)	3:00.75 (48.19)		
3:48.89 (48.14)	4:37.45 (48.56)	5:25.78 (48.33)	6:11.88 (46.10)		
3 Melhi, Mohsen	34	Iran	NT	6:54.77	
41.54	1:32.30 (50.76)	2:26.70 (54.40)	3:20.35 (53.65)		
4:14.28 (53.93)	5:07.85 (53.57)	6:00.61 (53.76)	6:54.77 (53.16)		
4 Melchior, Oscar Alberto	35	Argentina	NT	8:29.04	
49.43	1:48.58 (59.17)	2:53.08 (1:04.50)	3:58.90 (1:05.82)		
5:07.02 (1:08.12)	6:14.38 (1:07.36)	7:22.53 (1:08.15)	8:29.04 (1:06.51)		
--- Berradas, Sebastian	35	France	NT	DNF	
Did not finish					
--- Billstrom, Anders	38	Sweden	NT	NS	
--- Taherpour, Mohammad Tayeb	39	Iran	NT	NS	

## Event 42 Men 40-49 400 LC Meter Freestyle

W TRANS RECD: 8:40.03 R 2003

T O'HAGAN

UK

Name	Age	Team	Seed Time	Final Time	Points
1 Graham, Martin	40	Great Britain & NI	NT	5:45.54	
34.10	1:13.99 (39.89)	1:56.63 (42.64)	2:42.99 (46.36)		
3:27.66 (45.07)	4:14.57 (46.91)	5:00.99 (46.42)	5:45.54 (44.55)		
2 Pillemer, Sylvain	40	France	NT	7:22.86	
44.19	1:32.89 (48.70)	2:26.94 (54.05)	3:24.51 (57.57)		
4:22.74 (58.23)	5:22.62 (59.88)	6:22.85 (1:00.23)	7:22.86 (1:00.01)		
3 Brooks, Zachary	45	USA	NT	8:14.50	
54.74	1:54.14 (59.40)	3:00.41 (1:06.27)	4:06.21 (1:05.80)		
5:11.50 (1:05.29)	6:13.96 (1:02.46)	7:18.33 (1:04.37)	8:14.50 (56.17)		
4 Perez, Laurent	46	France	NT	10:50.34	
1:03.79	2:08.95 (1:15.16)	3:40.01 (1:21.06)	5:03.69 (1:23.68)		
6:35.34 (1:31.65)	8:02.47 (1:27.13)	9:28.30 (1:25.83)	10:50.34 (1:22.04)		
5 Arnet, Roger Anton	40	Switzerland	NT	11:57.74	
1:14.55	2:43.76 (1:29.21)	4:20.37 (1:36.61)	5:53.51 (1:33.14)		
7:25.91 (1:32.40)	8:56.56 (1:30.65)	10:30.50 (1:33.94)	11:57.74 (1:27.24)		
--- Rojas Hurtado, Ivan Eduardo	46	Colombia	NT	NS	

## Event 42 Men 70 &amp; Over 400 LC Meter Freestyle

W TRANS RECD: 10:44.30 R 2009

I PATTEN

AUSTRALIA

Name	Age	Team	Seed Time	Final Time	Points
1 Kirkbride, Robert	71	Australia	NT	6:47.80R	
44.91	1:35.23 (50.32)	2:27.79 (52.47)	3:20.46 (52.76)		
4:13.87 (53.41)	5:06.75 (52.88)	5:59.31 (52.56)	6:47.80 (48.69)		

## JUEGOS MUNDIALES PARA TRASPLANTADOS - 26/08/2015 to 27/08/2015

## Results - SEGUNDA JORNADA FINALES

## Event 43 Men 50-59 400 LC Meter Freestyle

WTRANS RECO: 5:44.20 R 2009

J GILL

USA

Name	Age	Team	Seed Time	Final Time	Points
1. Match, Damian	56	Great Britain & NI	NT	6:59.23	
44.24	1:34.56 (50.32)	2:27.79 (53.23)	3:22.21 (54.42)		
4:18.54 (56.33)	5:14.06 (55.52)	6:09.23 (1:45.17)			
2. Van EK, Aris Jan	53	Netherlands	NT	7:07.03	
45.41	1:37.51 (52.10)	2:31.99 (54.48)	3:28.57 (56.58)		
4:23.42 (54.85)	5:19.72 (56.30)	6:16.33 (56.61)	7:07.03 (50.70)		
3. Patane, Frederic	53	France	NT	7:21.87	
46.30	1:37.80 (51.50)	2:33.26 (55.46)	3:30.21 (56.95)		
4:27.05 (58.84)	5:24.67 (57.62)	6:24.66 (59.99)	7:21.87 (57.21)		
4. Mohammadkhani, Mohsen	57	Iran	NT	7:33.08	
44.98	1:38.40 (53.42)	2:35.49 (57.09)	3:34.19 (58.70)		
4:34.29 (1:00.10)	5:34.84 (1:00.55)	6:35.03 (1:00.19)	7:33.08 (58.05)		
5. Heffernan, Peter	59	Ireland	NT	7:51.95	
48.35	1:42.97 (54.62)	2:44.22 (1:01.25)	3:46.62 (1:02.40)		
4:48.37 (1:01.75)	5:50.91 (1:02.54)	6:53.84 (1:02.93)	7:51.95 (58.11)		
6. Borne, Jean Michel	56	France	NT	8:32.77	
48.36	1:48.71 (1:00.35)	2:55.28 (1:06.57)	4:02.52 (1:07.24)		
5:11.89 (1:09.37)	6:20.05 (1:08.16)	7:28.33 (1:08.28)	8:32.77 (1:04.44)		
— Somsak, Somkiat	57	Thailand	NT	NS	

## Event 44 Men 60-69 400 LC Meter Freestyle

WTRANS RECO: 7:18.04 R 1997

W TOPLEY

USA

Name	Age	Team	Seed Time	Final Time	Points
1. Moore, Harold Philip	60	South Africa	NT	6:36.60R	
45.37	1:35.31 (49.94)	2:26.04 (50.73)	3:17.23 (51.19)		
4:07.99 (50.76)	4:59.12 (51.13)	5:49.29 (50.17)	6:36.60 (47.31)		
2. Cantoni, Roberto	68	Italy	NT	8:10.90	
54.75	1:54.31 (59.56)	2:58.28 (1:03.97)	4:00.94 (1:02.66)		
5:07.08 (1:06.14)	6:10.79 (1:03.71)	7:13.71 (1:02.92)	8:10.90 (57.19)		
3. Adams, Richard	65	Great Britain & NI	NT	9:02.34	
57.93	2:05.03 (1:07.10)	3:14.15 (1:09.12)	4:23.30 (1:09.15)		
5:33.71 (1:10.41)	6:44.10 (1:10.39)	7:54.48 (1:10.38)	9:02.34 (1:07.86)		
4. Granados Carceras, Vicente	63	Spain	NT	11:45.51	
1:07.36	2:29.22 (1:22.06)	4:00.55 (1:31.33)	5:33.54 (1:32.99)		
7:09.04 (1:35.50)	8:41.61 (1:32.57)	10:14.88 (1:33.27)	11:45.51 (1:30.63)		
— Jakubovics, Peter	62	Hungary	NT	NS	

## JUEGOS MUNDIALES PARA TRASPLANTADOS - 26/08/2015 to 27/08/2015

## Results - PREMIER JORNADA FINALES

## Event 36 Women 4x50 LC Meter Freestyle Relay

WTRANS RECD: 2:17.90 R 2009

Team	Relay	Seed Time	Final Time	Points
1 Great Britain & NI	A	NT	2:21.04	
1) Young, Kelly 21	2) Armstrong, Alicia 14	3) Carroll, Tracy 40	4) Cox, Jodie 34	
35.71	1:12.43 (36.72)	1:49.61 (37.18)	2:21.04 (31.43)	
2 Argentina	A	NT	2:43.66	
1) Mateos, Rosana 46	2) Pawlińska, Sandra Bibiana 51	3) Panicones, Maria Teresa Del Val 40	4) Escudero, Rosaura 43	
38.67		2:07.28 ( )	2:43.66 (36.38)	
3 Hungary	A	NT	2:55.89	
1) Berente, Judit 52	2) Istvanne Medve, Janos 49	3) Jeszenkewits, Judit 60	4) Gyurko, Alexandra 19	
42.14		2:26.33 ( )	2:55.89 (29.56)	
4 Germany	A	NT	3:38.00	
1) Manowald - Seemüller, Gudrun 2) Pilgr, Monika 50	3) Busch, Chantal 50	4) Bauer, Simone 27		
56.35		3:04.70 ( )	3:38.00 (33.30)	
5 USA	A	NT	3:56.81	
1) Fitzsimons, Carol 51	2) Lataille, Robin 53	3) Gerlach, Kathleen 60	4) Miller, Dianne 67	
51.18	1:57.45 (1:06.27)	3:08.20 (1:10.75)	3:56.81 (48.61)	
— Great Britain & NI	B	NT	X2:31.22	
1) Ross, Ellen 17	2) Glover, Kathryn 34	3) Redgate, Emma 14	4) Brookes, Ayesha 17	
37.09	1:13.64 (36.55)	1:53.15 (39.51)	2:31.22 (38.07)	

## JUEGOS MUNDIALES PARA TRASPLANTADOS - 26/08/2015 to 27/08/2015

## Results - SEGUNDA JORNADA FINALES

## (Event 75 Men 4x50 LC Meter Freestyle Relay)

Team	Relay	Seed Time	Final Time	Points
6 Hungary	A	NT	2:32.04	
1) Krucis, Zolt 50	2) Szendi, Janos 50	3) Nadasy, Jozsef 63	4) Jakabovics, Peter 62	
34.05	1:12.70 (38.65)	1:48.43 (35.73)	2:32.04 (43.61)	
7 Netherlands	A	NT	2:37.52	
1) Van Elk, Aris Jan 53	2) DE Boer, Bart 56	3) Kosterke, John 42	4) Barendse, Peter 45	
39.85	1:32.27 (32.42)	2:37.52 (1:05.25)		
— Great Britain & NI	B	NT	X2:35.22	
1) Griffiths, Sam 14	2) Matich, Damian 56	3) Adams, Richard 65	4) Noble, William 68	
33.99	1:07.72 (34.13)	1:58.83 (51.11)	2:35.22 (36.39)	
— USA	A	NT	DQ	
1) Quinby, Peter 42	2) Eigel, Jack 59	3) Brooks, Zachary 45	4) Castle, Matthew 43	
32.82	1:17.49 (44.67)	1:55.74 (38.25)	DQ (27.94)	

## Event 75 Men 4x50 LC Meter Freestyle Relay

W TRANS RECO: 1:55.00 R: 2009

UK

Team	Relay	Seed Time	Final Time	Points
1 Great Britain & NI	A	NT	1:55.12	
1) Graham, Martin 40	2) Bennett, Declan 16	3) Bonsor, Rhys 13	4) Barnett, Liam 28	
30.73	1:55.12 (1:24.39)			
2 Argentina	A	NT	1:59.37	
1) Garrido, Cristian Ezequiel 24	2) Rodriguez, Pablo Hernan 30	3) Sachero, Hernan 36	4) Ferrini, Lucas 29	
28.91	1:00.80 (31.89)	1:32.43 (31.63)	1:59.37 (26.94)	
3 South Africa	A	NT	2:01.08	
1) James Van Rensburg, Travis Fru2	2) DU Plessis, Lisa 44	3) Moore, Harold Philip 60	4) Pretorius, Koensad Frederik 24	
26.37	59.77 (33.40)	1:34.35 (34.58)	2:01.08 (26.73)	
4 France	A	NT	2:23.48	
1) Viers, Pierre 28	2) Polletard, Sylvain 40	3) Patane, Frederic 53	4) Borne, Jean Michel 56	
31.11	1:05.10 (33.99)	1:44.21 (39.11)	2:23.48 (39.27)	
5 Germany	A	NT	2:30.86	
1) Carl, Christian 28	2) Neubauerer, Emeric 29	3) Schmidt, Helmut 50	4) Hellriegel, Peter 51	
37.57	1:10.03 (32.46)	1:53.20 (43.17)	2:30.86 (37.66)	

## JUEGOS MUNDIALES PARA TRASPLANTADOS - 26/08/2015 to 27/08/2015

## Results - SEGUNDA JORNADA FINALES

## Event 74 Women 4x50 LC Meter Medley Relay

WTRANS RECD: 2:40.50 R: 2009

Team	Relay	Seed Time	Finish Time	Points
1 Great Britain & NI	A	NT	2:43.87	
1) Armstrong, Alicia 14	2) Ross, Ellen 17	3) Young, Kelly 21	4) Cox, Jodie 34	
44.07	1:34.23 (50.16)	2:12.17 (37.94)	2:43.87 (31.70)	
--- Great Britain & NI	B	NT	X3:10.36	
1) Carroll, Tracy 40	2) Glover, Kathryn 34	3) Rodgate, Emma 14	4) Brooks, Ayesha 17	
49.60	1:35.00 (45.40)	2:30.78 (55.78)	3:10.36 (39.38)	
--- Germany	A	NT	X3:14.94	
1) Dafflon, Emille 21	2) Peika, Marina 12	3) Rauer, Simone 27	4) Habegger, Jessica 30	
57.61	2:02.22 (1:04.61)	2:35.90 (33.68)	3:14.94 (39.04)	
--- Great Britain & NI	C	NT	X3:54.16	
1) Ferguson, Gillian 51	2) Martin, Alegria 61	3) Thomas Bruce, Rowena 55	4) Turling, Susan 45	
1:08.38	2:07.57 (59.19)	3:10.45 (1:02.88)	3:54.16 (43.71)	
--- Argentina	A	NT	NS	
1) Panicevo, Maria Teresa Del Val 2)	2) Pawliska, Sandra Bibiana 51	3) Matros, Rosana 46	4) Escudero, Rosana 43	

## JUEGOS MUNDIALES PARA TRASPLANTADOS - 26/08/2015 to 27/08/2015

## Results - PREMIER JORNADA FINALES

## Event 37 Men 4x50 LC Meter Medley Relay

WTRANSRECO: 2:13.80 R 2009

Team	Relay	Seed Time	UK	Final Time	Points
1 Great Britain & NI	A	NT		2:12.51 R	
1) Bennett, Declan 16	2) Barnet, Liam 28	3) Noble, William 68	4) Graham, Martin 40		
	33.55 1:05.99 (32.40) 1:42.44 (36.49)	2:12.51 (30.07)			
2 Argentina	A	NT		2:19.61	
1) Garrido, Cristian Ezequiel 24	2) Sachero, Hernan 36	3) Rodriguez, Pablo Hernan 38	4) Forlini, Lucas 29		
	1:32.73 ( )	2:19.61 (26.88)			
3 South Africa	A	NT		2:20.72	
1) Pretorius, Koensaal Frederik 24	2) DRI Plessis, Lisa 44	3) Jansen Van Rensburg, Travis First	4) Moore, Harold Philip 60		
	34.23 1:16.78 (42.55) 1:46.12 (29.34)	2:20.72 (34.60)			
4 USA	A	NT		2:42.06	
1) Elgal, Jack 59	2) Klahn, William 61	3) Castle, Matthew 43	4) Quimby, Peter 42		
	56.38 1:38.15 (41.77) 2:09.77 (31.62)	2:42.06 (32.29)			

24 de Agosto de 2015

# MUNDIAL DE TRASPLANTADOS

SPORT: PETANCA/PETANQUE

## FEMALE SCHEDULE

### RESULTS

DATE 25/08/2015

CATEGG	ZONE	Nº JUGADOR	NAME	COUNTRY	DAY 1			DAY 2			DAY 3			
					COURT	MATCH	RESULT	COURT	MATCH	RESULT	COURT	MATCH	RESULT	
18 A 29 YEARS	ZONE A	1	Nanae Ichikawa	Japan	7	1 vs 2	6 - 13	11	8 vs 3	12 - 13	11	(1) JAP vs (8) USA	CANCEL	
		2	Jasmine Williams	USA										
		8	Gabrielle Steiger	USA										
		3	Chidapha Srichamnong	Thailand										
	ZONE B	4	Leslie Meigs	USA	8	4 vs 5	8 - 13	12	9 vs 6	4 - 13	2	(4) USA VS (9) NZL	CANCEL	
		5	Nadège Le Men	France										
		9	Sacha Wettenhall	New Zealand										
		6	Masoumeh Rezaei	Iran										
	30 a 39 YEARS	ZONE A	10	Najmeh Kamali	Iran	9	10 vs 11	0 - 0	13	10 vs 12	0 - 13	3	11 vs 12	0 - 13
			11	Elham Roshancheragh	Iran									
			12	Stephanie KEUSTERMANS	Belgium									
		ZONE B	13	Chung Yan IP	Hong Kong	10	13 vs 14	13 - 0	14	13 vs 15	12 - 13	4	14 vs 15	0 - 13
14			Maryam Moaiei Khaletabadi	Iran										
15			Reshma Rana	Great Britain & NI										
ZONE C		16	Mariana Torres	Argentina	11	16 vs 7	8 - 13	1	18 VS 17	7 - 13	5	(16) ARG VS (18) IRA	CANCEL	
		7	Nareerat Thongsanthiah	Thailand										
		18	Kolsoom Ebrahimi	Iran										
	17	Ladda Ruangrod	Thailand											

1
(2) USA VS (3) THA
13 - 12

DAY 4			DAY 5			DAY 6			DAY 7		
COURT	MATCH	RESULT	COURT	MATCH	RESULT	COURT	MATCH	RESULT	COURT	MATCH	RESULT
5	(5) FRA vs (6) IRA	8 - 13	9	(2) USA vs (6) IRA	13 - 4						
6	(7) THA vs (17) THA	6 - 13	10	(12) BEL vs (15) GRB	13 - 7	6	(12) BEL vs (17) THA	13 - 5	3	(15) GRB vs (17) THA	13 - 9

40 a 49 YEARS			
ZONE A	19	Irma Tóth	Hungary
	20	Robyn Emslie	South Africa
	21	Sara Ford	New Zealand
	22	Jutharat Luengchantawong	Thailand
		12	
		19 vs 20	
		11 - 10	
ZONE B	23	Sonja Angelini	Italy
	24	Suk Hang CHANG	Hong Kong
	25	Rezvan Najarzadeh	Iran
		13	
		23 vs 24	
		6 - 4	

2	
21 vs 22	
12 - 8	
3	
23 vs 25	
13 - 0	
7	
24 vs 25	
13 - 0	

14
(19) HUN vs (21) NZL
11 - 13

50 a 59 YEARS			
ZONE A	26	Thannawee Pramuansakthana	Thailand
	27	Melanie Assing	Canada
	28	PATRICIA MONICA GILES	Argentina
		14	
		26 vs 27	
		13 - 0	
ZONE B	29	Vivienne Smith	New Zealand
	30	NELIDA MEDINA	Argentina
	31	Sasitorn Thepsutha	Thailand
		1	
		29 vs 30	
		13 - 6	
ZONE C	32	Rose-Marie Bancilhon	South Africa
	33	Namthip Sriruang	Thailand
	34	Lesley Diane Hurlbatt	South Africa
		2	
		32 vs 33	
		9 - 13	
ZONE D	35	Josephine Hopkins	Great Britain & NI
	36	Ruth Loughlin	Canada
	37	Elsa Siedle	South Africa
		3	
		35 vs 36	
		13 - 11	

4	
26 vs 28	
13 - 1	
5	
29 vs 31	
13 - 6	
9	
30 vs 31	
13 - 10	
6	
32 vs 34	
10 - 12	
10	
33 vs 34	
10 13	
7	
35 vs 37	
6 - 7	
11	
36 vs 37	
13 - 5	

60 YEARS			
ZONE A	38	Margaret Martin	Australia
	39	Punyanuch Chaisuphalap	Thailand
	40	Heather Edgell	Australia
		4	
		38 vs 39	
		11 - 12	

8	
38 vs 40	
6 - 13	
12	
39 vs 40	
13 - 5	

8
SEMI 1: (34) SOU vs (36) CAN
9 - 13
7
SEMI 2: (26) THA vs (29) NZL
13 - 3

12
FINAL: (36) CAN vs (26) THA
5 - 13

11
(21) NZL vs (23) ITA
13 - 12



24 de Agosto de 2015

# MUNDIAL DE TRASPLANTADOS

SPORT: PETANQUE

MALE SCHEDULE

**RESULT**

**DATE 25/08/2015**

CATEGORÍA	ZONES	N° PLAYER	NAME	COUNTRY	DAY 1			DAY 2			DAY 3			DAY 4		
					COURT	MATCH	RESULT	COURT	MATCH	RESULT	COURT	MATCH	RESULT	COURT	MATCH	RESULT
18 - 29 YEARS	ZONE A	1	Arturo Emanuel Crespo	Argentina	1	1 vs 2	9 - 13	5	3 vs 4	12 - 13	13	(1) ARG vs (3) GRB	CANCEL	9	(2) THA vs (4) HKN	13 - 8
		2	Kittiwit Chailee	Thailand												
		3	Samuel Clarke	Great Britain & NI												
		4	Lok Man Lomond CHU	Hong Kong												
	ZONE B	5	Steve Venis	Great Britain & NI	2	5 vs 6	6 - 13	6	5 vs 7	4 - 13	10	6 vs 7	13 - 7			
		6	Nicholas Miller	Great Britain & NI												
		7	Parkpoom Thaworn	Thailand												
30 - 39 YEARS	ZONE A	8	Joni Jatkonen	Finland	3	8 vs 9	13 - 6	7	8 vs 10	13 - 4	11	9 vs 10	6 - 13			
		9	Olivier Pasteur	France												
		10	Maximilian Lang	Austria												
	ZONE B	11	Richard Lilly	USA	4	11 vs 12	13 - 0	8	11 vs 13	8 - 13	12	12 vs 13	0 - 13			
		12	Mohammad Hadi Khoshnoodi	Iran												
		13	Nitiroj Phunrum	Thailand												
	ZONE C	14	Janne Tirronen	Finland	5	14 vs 15	7 - 13	9	14 vs 16	13 - 12	13	15 vs 16	13 - 4			
		15	Siam Sukchan	Thailand												
		16	Supadis Kosasaeng	Thailand												

DAY 5			DAY 6			DAY 7			DAY 8			DAY 9		
COURT	MATCH	RESULTS	COURT	MATCH	RESULTS	COURT	MATCH	RESULTS	COURT	MATCH	RESULTS	COURT	MATCH	RESULTS
			1	(6) GBR vs (2) THA	13 - 7									
1	(8) FIN vs (13) THA	0 - 13	2	(8) FIN vs (16) THA	0 - 13	1	(15) THA vs (13) THA	13 - 4						

<b>40 - 49 YEARS</b>																		
<b>ZONE D</b>		<b>ZONE C</b>		<b>ZONE B</b>		<b>ZONE A</b>												
28	Kamron Kailas	Thailand	9	25	Tero Suominen	Finland	8	21	Juckrapob Tornsen	Thailand	7	17	Paul Reynolds	Great Britain & NI	6			
29	Clayton Walton	Australia		26	Michael Molyneux	Great Britain & NI		22	Ross Young	Great Britain & NI		18	Ariel amat	Argentina		19	David Miller	USA
30	Sven Taubmann	Germany		24	Yuphin Kaewchoengkha	Thailand		23	Thawee Chomphuttha	Thailand		20	Nirandr Ouisua	Thailand		20	Nirandr Ouisua	Thailand
28 vs 29			25 vs 26	21 vs 22			17 vs 18											
13 - 7			12 - 13	13 - 6			0 - 13											
13			12	11			10											
28 vs 30			25 vs 24	21 vs 23			19 vs 20											
13 - 0			2 - 13	13 - 6			8 - 13											
3			2	1			1											
29 vs 30			26 vs 24	22 vs 23			(17) GBR vs (19) USA											
13 - 0			9 - 13	9 - 13			CANCEL											

2
(18) ARG vs (20) THA
0 - 13

4
(24) THA vs (28) THA
10 - 7
3
SEMI1: (20)THA vs (21) THA
8 - 13

2
(24) THA vs (21) THA
1 - 13



70 AND C			
ZONE A			
68	Asko Räsänen	Finland	6 68 vs 69 13 - 5
69	Derek Airey	Great Britain & NI	
70	Spencer Hayes	USA	
10			6 68 vs 70 13 - 0
14			
69 vs 70			
13 - 0			

60 - 69 YEARS			
ZONE D			
65	Thongchai Panchabuse	Thailand	5 65 vs 66 13 - 9
66	John Petrick	USA	
67	Glen Brashear	USA	
9			5 65 vs 67 10 - 11
13			
66 vs 67			
9 - 13			
ZONE C			
62	Alan Power	New Zealand	4 62 vs 63 0 - 13
63	Olavi Rautiainen	Finland	
53	Sui Lung LAI	Hong Kong	
64	Thawatchai Ekthuraprachhan	Thailand	
8			4 53 vs 64 13 - 12
12			
(62) NZL VS (64) THA			
CANCEL			
10			4 (63) FIN vs (53) HKN 9 - 13
(63) FIN vs (53) HKN			
ZONE B			
58	Michael Marshall	Great Britain & NI	3 58 vs 59 7 - 13
59	BAZINE Moncef	Tunisia	
60	Suphakorn Kriangraivanit	Thailand	
61	Esko Sohlo	Finland	
7			3 60 vs 61 9 - 13
11			
(58) GBR VS (60) THA			
CANCEL			
9			3 (59) TUN vs (61) FIN 13 - 12
(59) TUN vs (61) FIN			
ZONE A			
54	Cherdchai Bunprasertsri	Thailand	2 54 vs 55 13 - 9
55	Somyot Akapaiboon	Thailand	
56	Alan McKaskill	Australia	
57	Alain Fossard	France	
6			2 56 vs 57 6 - 13
10			
(55) THA VS (56) AUS			
CANCEL			
8			2 (54) THA vs (57) FRA 13 - 11
(54) THA vs (57) FRA			

8	
SEMI 2: (53) HKN vs (67) USA	
13 - 0	

7	
SEMI 1: (54) THA VS (59) TUN	
4 - 13	

5	
(53) HKG vs (59) TUN	
13 - 7	



# MUNDIAL DE TRASPLANTADOS

## PETANCA / PETANQUE

### FIXTURE DOBLES - DOUBLES SCHEDULE

WOMEN DOUBLES		30 to 49 YEARS OLD		Older than 50															
		ZONE A	ZONE B	ZONE A	ZONE B														
30 to 49 YEARS OLD	1	France	Nadège Le Men - Karine Celhay	7	1 VS 2	4 - 8	7	1 VS 3	6 - 8	7	2 VS 3	6 - 4							
	2	Thailand	Nareerat Thongsanthiah - Ladda Ruangrod																
	3	Iran	Elham Roshancheragh - Kolsoom Ebrahimi																
	ZONE B	4	South Africa	Robyn Emslie - Elsa Siedle	8	4 VS 5							7 - 2	8	4 VS 6	2 - 7	8	5 VS 6	3 - 6
		5	New Zealand	Sara Ford- Vivienne Smith															
		6	USA	Kerry Murphy - Barbara Sheble															
	ZONE B	7	Great Britain & NI	Elizabeth Hosford - Juliet Lewis	9	7 vs 8							8 - 7	9	7 vs 9	6 - 5	9	8 vs 9	3 - 8
		8	Italy	Margherita Mazzantini - Carolina Panico															
		9	Thailand	Jutharat Luengchantawong -															
ZONE A	12	Thailand	Sasitorn Thepsutha - Punyanuch Chaisuphalap	10	12 vs 13	7 - 5	10	12 vs 14	9 - 3	10	13 vs 14	9 - 10							
	13	South Africa	Rose-Marie Bancelhon / Lesley Diane Hurlbatt																
	14	Australia	Margaret Martin - Heather Edgell																
ZONE B	10	Thailand	Thannawee Pramuanakthana - Namthip Sriuang	11	10 vs 11	13 - 0	11	11 vs 10	0 - 13	9	10 vs 12	7 - 2							
	11	Argentina	Patricia GILES - Nelida Medina																



# MUNDIAL DE TRASPLANTADOS

## PETANCA / PETANQUE

### FIXTURE DOBLES - DOUBLES SCHEDULE

TRACK	ZONE	N° DOUBLES	COUNTRY	NAME	ROUND 1			ROUND 2			ROUND 3			ROUND 4			ROUND 5			ROUND 6			ROUND 7		
					COURT	GAME	RESULT	COURT	GAME	RESULT	COURT	GAME	RESULT	COURT	GAME	RESULT	COURT	GAME	RESULT	COURT	GAME	RESULT	COURT	GAME	RESULT
<b>MEN DOUBLES</b>	Under 30	ZONE A	1	Thailand	Saisuang Kajhonsak - Kittiwit Chailee	1	1 vs 2	13 - 0	1	3 vs 4	4 - 5	1	2 vs 3	0 - 13	1	1 vs 4	6 - 11								
			2	Argentina	Arturo Emanuel Crespo - Ariel Amat																				
			3	Hong Kong	Lok Man Lomond CHU - Sui Lung Lai																				
			4	Thailand	Parkpoom Thaworn - Thawee Chomphuttha																				
	30 to 49 YEARS OLD	ZONE A	5	France	Fabrice Dunon - Olivier Pasteur	2	5 VS 6	3 - 13	2	5 VS 7	3 - 11	2	6 VS 7	12 - 4	3	6 VS 9	13 - 5	3	6 VS 13	10 - 6	3	9 VS 13	6 - 7		
			6	Thailand	Juckrapob Tornsen - Kamron Kailas																				
			7	Great Britain & NI	Ross Young - Peter Hickey																				
		ZONE B	9	France	Fabien Toutlemonde - Christophe Raimbault	3	9 vs 10	13 - 0	3	9 vs 11	9 - 7	3	10 vs 11	0 - 13	3	6 VS 9	13 - 5	3	6 VS 13	10 - 6	3	9 VS 13	6 - 7		
			10	Switzerland	Simon Chapuis - Carlo Brungger																				
			11	Thailand	NIRANDR OUISUA - Nitiroj Phunrum																				
		ZONE C	13	Great Britain & NI	Russell Walton - Andrew Knox	4	13 VS 8	7 - 2	4	13 VS 15	12 - 8	4	8 VS 15	13 - 5	5	14 VS 16	2 - 8	5	14 VS 16	2 - 8	5	17 vs 18	13 - 0		
			8	Thailand	Siam Sukchan - Yuphin Kaewchoengktha																				
15			Italy	Daniele Dorizzi - Giovanni Antichi																					
Older than 50		ZONE A	16	Thailand	Cherdchai Bunprasertsri - Suhakorn Kriangraivanit	5	16 vs 17	8 - 7	5	18 vs 16	0 - 13	5	17 vs 18	13 - 0	5	14 VS 16	2 - 8	5	14 VS 16	2 - 8	5	17 vs 18	13 - 0		
			17	South Africa	Stanley André Henkeman - Frans Tshekane Maluleke																				
	18		Thailand	Somyot Akapaiboon - Thawatchai Ekthuraprakhan																					
	ZONE B	19	Thailand	Surapon Thungsab - Jak Santikul	6	19 vs 14	7 - 2	6	14 vs 19	9 - 1	6	14 vs 19	9 - 1	5	14 VS 16	2 - 8	5	14 VS 16	2 - 8	5	17 vs 18	13 - 0			
		14	Thailand	Yoochun Vichayo - Thongyoo Ngoensuk																					



Juegos Mundiales para Trasplantados  
**ARGENTINA MAR DEL PLATA 2015**



World Transplant Games Federation  
Powered by the gift of life



CATEGORIA :

**DAMAS 18-29 AÑOS**

**WOMEN 18-29 YEARS OLD**

Jugadores/Players

Janike Venter



**ORO MEDAL**



Juegos Mundiales para Trasplantados  
**ARGENTINA MAR DEL PLATA 2015**



CATEGORIA :

**DAMAS 30-39 AÑOS**

**WOMEN 30-39 YEARS OLD**

Jugadores/Players

Reshma Rana



**ORO MEDAL**





# Juegos Mundiales para Trasplantados ARGENTINA MAR DEL PLATA 2015


World Transplant Games Federation  
Powered by the gift of life




CATEGORIA :


DAMAS 40-49 AÑOS  
WOMEN 40-49 YEARS OLD

## Jugadores/Players

Deirdre Faul - Irlanda 

Bee Eng Dang - Singapore 

Final

	Resultado / Result
Deirdre Faul - Irlanda 	2/0 (11/1 - 11/0)

FINAL  
COURT Nº 1 - 10:20HS



Juegos Mundiales para Trasplantados  
**ARGENTINA MAR DEL PLATA 2015**



World Transplant Games Federation  
Powered by the gift of life



CATEGORIA :

**DAMAS 50-59 AÑOS**

**WOMEN 50-59 YEARS OLD**

Jugadores/Players

Helen Tasker



**ORO MEDAL**



# Juegos Mundiales para Trasplantados ARGENTINA MAR DEL PLATA 2015








World Transplant Games Federation  
Powered by the gift of life



CATEGORIA : CABALLEROS 18 A 29 AÑOS MENS 18 to 29 years old

ZONA UNICA

Jugadores/Players	Christos Liaskos (a)	Matthew Quinn (b)	Robert Casey ( c )	Edward James Ormond (d)	Hamed Pourzargham ( e )	puntos	dif games	puesto
Christos Liaskos (a) 		0/2 wo (0/11 0/11)	0/2 wo (0/11 0/11)	0/2 wo (0/11 0/11)	w-o w-o	0	-6	
Matthew Quinn (b) 	2/0 wo (11/0 11/0)		0/2 (10/12 8/11)	0/2 (2/11 4/11)	2/0 wo (11/0 11/0)	2	0	3º
Robert Casey ( c ) 	2/0 wo (11/0 11/0)	2/0 (12/10 11/8)		0/2 (3/11 2/11)	2/0 wo (11/0 11/0)	3	4	2º
Edward James Ormond (d) 	2/0 wo (11/0 11/0)	2/0 (11/2 11/4)	2/0 (11/3 11/2)		2/0 wo (11/0 11/0)	4	8	1º
Hamed Pourzargham ( e ) 	w-o w-o	0/2 wo (0/11 0/11)	0/2 wo (0/11 0/11)	0/2 wo (0/11 0/11)		0	-6	

**CABALLEROS 18 A 29 AÑOS**

**MENS 18 to 29 years old**

<b>CANCHA 1/COURT 1</b>			
09:00	<b>A-B</b>	<b>Cab/Mens 18 a 29</b>	<b>09:00</b>
09:40	<b>C-D</b>	<b>Cab/Mens 18 a 29</b>	<b>10:40</b>
10:20			
11:00			
11:40			
12:20	<b>A-C</b>	<b>Cab/Mens 18 a 29</b>	<b>12:20</b>
13:00	<b>B-E</b>	<b>Cab/Mens 18 a 29</b>	<b>13:00</b>
13:40			
14:20			
15:00	<b>A-E</b>	<b>Cab/Mens 18 a 29</b>	<b>15:00</b>
15:40	<b>B-D</b>	<b>Cab/Mens 18 a 29</b>	<b>15:40</b>
16:20			
17:00	<b>C-E</b>	<b>Cab/Mens 18 a 29</b>	<b>17:00</b>
17:40	<b>A-D</b>	<b>Cab/Mens 18 a 29</b>	<b>17:40</b>
18:20			
19:00	<b>B-C</b>	<b>Cab/Mens 18 a 29</b>	<b>19:00</b>
19:40	<b>D-E</b>	<b>Cab/Mens 18 a 29</b>	<b>19:40</b>
20:20			



# Juegos Mundiales para Trasplantados ARGENTINA MAR DEL PLATA 2015



World Transplant Games Federation  
Powered by the gift of life



CATEGORIA :

CABALLEROS 40 A 49 AÑOS

MENS 40 to 49 years old

ZONA

UNICA

Jugadores/Players	Diego Valenzuela (a)	Stephen Evans (b)	Richard Advocaat (c)	Anil Balmakund (d)	Johannes Jacobus Kleingeld (e)	Sean Adriaanse (f)
Diego Valenzuela (a)		2/1 (11/7 8/11 11/4)	0/2 (2/11-2/11)	0/2 (2/11-3/11)	0/2 (4/11-2/11)	0/2 (2/11-2/11)
Stephen Evans (b)	1/2 (7/11 11/8 4/11)		0/2 (4/11-8/11)	0/2 (5/11-6/11)	0/2 (3/11-3/11)	0/2 (3/11-3/11)
Richard Advocaat (c)	2/0 (11/2-11/2)	2/0 (11/4-11/8)		2/0 (11/5-11/9)	0/2 (11/13-6/11)	0/2 (3/11-4/11)
Anil Balmakund (d)	2/0 (11/2-11/3)	2/0 (11/5-11/9)	0/2 (5/11-9/11)		0/2 (3/11-1/11)	0/2 (4/11-4/11)
Johannes Jacobus Kleingeld (e)	2/0 (11/4-11/2)	2/0 (11/3-11/3)	2/0 (13/11-11/6)	2/0 (11/3-11/1)		2/1 (4/11-11/5-11/8)
Sean Adriaanse (f)	2/0 (11/2-11/2)	0/2 (11/3-11/3)	2/0 (11/4-11/4)	2/0 (11/3-11/4)	1/2 (11/4-5/11-8/11)	

Jugadores/Players	puntos	dif games	puesto
Diego Valenzuela	1	-7	
Stephen Evans	0	-9	
Richard Advocaat	3	2	3º
Anil Balmakund	2	-2	4º
Johannes Jacobus Kleingeld	5	9	1º
Sean Adriaanse	3	3	2º

**CABALLEROS 40 A 49 AÑOS****MENS 40 to 49 years old**


<b>CANCHA2 / COURT 2</b>			
09:00	<b>A-B</b>	<b>Cab/Mens 40 a 49</b>	<b>09:00</b>
09:40	<b>C-D</b>	<b>Cab/Mens 40 a 49</b>	<b>09:40</b>
10:20	<b>E-F</b>	<b>Cab/Mens 40 a 49</b>	<b>10:20</b>
11:00			
11:40	<b>B-D</b>	<b>Cab/Mens 40 a 49</b>	<b>11:40</b>
12:20	<b>A-F</b>	<b>Cab/Mens 40 a 49</b>	<b>12:20</b>
13:00	<b>C-E</b>	<b>Cab/Mens 40 a 49</b>	<b>13:00</b>
13:40			
14:20	<b>D-F</b>	<b>Cab/Mens 40 a 49</b>	<b>14:20</b>
15:00	<b>B-C</b>	<b>Cab/Mens 40 a 49</b>	<b>15:00</b>
15:40	<b>A-E</b>	<b>Cab/Mens 40 a 49</b>	<b>15:40</b>
16:20			
17:00	<b>C-F</b>	<b>Cab/Mens 40 a 49</b>	<b>17:00</b>
17:40	<b>A-D</b>	<b>Cab/Mens 40 a 49</b>	<b>17:40</b>
18:20	<b>B-E</b>	<b>Cab/Mens 40 a 49</b>	<b>18:20</b>
19:00	<b>A-C</b>	<b>Cab/Mens 40 a 49</b>	<b>19:00</b>
19:40	<b>B-F</b>	<b>Cab/Mens 40 a 49</b>	<b>19:40</b>
20:20	<b>E-D</b>	<b>Cab/Mens 40 a 49</b>	<b>20:20</b>



# Juegos Mundiales para Trasplantados ARGENTINA MAR DEL PLATA 2015



World Transplant Games Federation  
Powered by the gift of life



CATEGORIA :

CABALLEROS 50 A 59 AÑOS

MENS 50 to 59 years old

ZONA

UNICA

Jugadores/Players	Humberto Cieri (a)	Laurence Smith (b)	How Kiat Chian ( c )	Koh Hock Heng ( d )	Yue Keng Siang ( e )
Humberto Cieri (a)		0/2 (2/11-5/11)	2/0 (11/3-11/2)	2/0 (11/7-11/3)	2/0 (11/6-11/1)
Laurence Smith (b)	2/0 (11/2-11/5)		2/0 wo (11/0 11/0)	2/0 (11/1-11/0)	2/0 (11/4-11/1)
How Kiat Chian ( c )	0/2 (3/11-2/11)	0/2 wo (0/11 0/11)		1/2 (11/8-6/11-2/11)	0/2 (6/11-4/11)
Koh Hock Heng ( d )	0/2 (7/11-3/11)	0/2 (1/11-0/11)	2/1 (8/11-11/6-11/2)		0/2 (4/11-5/11)
Yue Keng Siang ( e )	0/2 (6/11-1/11)	0/2 (4/11-1/11)	2/0 (11/6-11/4)	2/0 (11/4-11/5)	

Jugadores/Players	puntos	dif games	puesto
Humberto Cieri	3	4	2º
Laurence Smith	4	8	1º
How Kiat Chian	0	-7	5º
Koh Hock Heng	1	-5	4º
Yue Keng Siang	2	0	3º

**CABALLEROS 50 A 59 AÑOS****MENS 50 to 59 years old**

<b>CANCHA 3 / COURT 3</b>			
09:00	<b>A-B</b>	<b>Cab/Mens 50 a 59</b>	<b>09:00</b>
09:40	<b>C-D</b>	<b>Cab/Mens 50 a 59</b>	<b>09:40</b>
10:20			
11:00			
11:40			
12:20	<b>A-C</b>	<b>Cab/Mens 50 a 59</b>	<b>12:20</b>
13:00	<b>B-E</b>	<b>Cab/Mens 50 a 59</b>	<b>13:00</b>
13:40			
14:20			
15:00	<b>A-E</b>	<b>Cab/Mens 50 a 59</b>	<b>15:00</b>
15:40	<b>B-D</b>	<b>Cab/Mens 50 a 59</b>	<b>15:40</b>
16:20			
17:00	<b>C-E</b>	<b>Cab/Mens 50 a 59</b>	<b>17:00</b>
17:40	<b>A-D</b>	<b>Cab/Mens 50 a 59</b>	<b>17:40</b>
18:20			
19:00	<b>B-C</b>	<b>Cab/Mens 50 a 59</b>	<b>19:00</b>
19:40	<b>D-E</b>	<b>Cab/Mens 50 a 59</b>	<b>19:40</b>
20:20			





# Juegos Mundiales para Trasplantados ARGENTINA MAR DEL PLATA 2015






World Transplant Games Federation  
Powered by the gift of life



CATEGORIA : CABALLEROS 60 A más 70 AÑOS MENS 60 to 70 or more years old

ZONA UNICA PROMOTIONAL CATEGORY

Jugadores/Players	Malcolm Souza-Lewis (a)	Michael Gibbons ( b )	Kim Pheng Yeo ( c )		puntos	dif games	puesto
Malcolm Souza-Lewis (a) 							
Michael Gibbons ( b ) 			1/0 ( 11/5-)		1	1	1º
Kim Pheng Yeo ( c ) 		0/1 ( 5/11)			0	-1	2º

CANCHA 1/COURT 1		
13:40		
14:20	<b>A-C</b>	<b>Cab/Mens 60 a más 70</b> 14:20
15:00		
15:40		
16:20	<b>B-C</b>	<b>Cab/Mens 60 a más 70</b> 16:20
17:00		
17:40		
18:20	<b>A-B</b>	<b>Cab/Mens 60 a más 70</b> 18:20
19:00		
19:40		





# Juegos Mundiales para Trasplantados ARGENTINA MAR DEL PLATA 2015



World Transplant Games Federation  
Powered by the gift of life



CATEGORIA : CABALLEROS más 70 AÑOS  
MENS 70 or more years old

## Jugadores/Players

Malcolm Souza-Lewis



Michael Gibbons



## Final

Resultado / Result

Michael Gibbons



2/0 (11/7 - 11/3)

FINAL CAB/MENS more 70 years old  
COURT Nº 1 - 11:00HS



## Fixture de Tejo Individual Femenino & Masculino

Partido/ Match Nº	Categoría/ Category		Cancha Court	Hora / Schedule	Partidos / Matches						
August 25	1	Masc	50 a 59 años	<b>1</b>	09:00	Argentina	Hugo Daniel Juannaz	15	0	Thailand	Kajhonsak Saisung
	2	Masc	50 a 59 años	<b>2</b>	09:00	Argentina	Roberto Transito Fernández	12	15	Germany	Ulrich Ahammer
	3	Masc	50 a 59 años	<b>3</b>	09:00	Argentina	Raul Alberto Suarez	15	4	Argentina	Miguel Ramon Gallo
	4	Masc	60 a 69 años	<b>4</b>	09:00	Argentina	Miguel Angel Veliz	15	10	USA	Ben Wilson
	5	Masc	60 a 69 años	<b>5</b>	09:00	Australia	Alan McKaskill	15	10	Argentina	Antonio Arredondo
	6	Masc	60 a 69 años	<b>6</b>	09:00	Argentina	Juan Pascual Cortes	15	7	Great Britain	Michael Marshall
	7	Fem	40 a 49 años	<b>1</b>	09:30	Argentina	M. BEATRIZ GUTIERREZ de ARMAS	15	13	Hong Kong	Suk Hang CHANG
	8	Fem	40 a 49 años	<b>2</b>	09:30	Argentina	ADELA ROA	14	15	Italy	Sonja Angelini
	9	Fem	50 a 59 años	<b>3</b>	09:30	Argentina	ZULMA GRACIELA CORRADI	15	9	Canada	Ruth Loughlin
	10	Fem	50 a 59 años	<b>4</b>	09:30	Argentina	MARIA MICAELA ANAQUIN	10	15	Argentina	YOLANDA MEDINA
	11	Masc	30 a 39 años	<b>5</b>	09:30	Argentina	LEONARDO MARTÍN VIDAL	15	0	Austria	Maximilian Lang
	12	Masc	30 a 39 años	<b>6</b>	09:30	Switzerland	André Doležal	7	15	Norway	Ivar Ytreland Larsen
	13	Masc	50 a 59 años	<b>1</b>	10:00	Argentina	Hugo Daniel Juannaz	15	9	Germany	Peter Hellriegel
	14	Masc	50 a 59 años	<b>2</b>	10:00	Argentina	Roberto Transito Fernández	13	15	Singapore	Seah Hor Lim
	15	Masc	50 a 59 años	<b>3</b>	10:00	Argentina	Raul Alberto Suarez	15	0	Singapore	How Kiat Chian
	16	Masc	60 a 69 años	<b>4</b>	10:00	Argentina	Miguel Angel Veliz	15	9	Argentina	Antonio Arredondo
	17	Masc	60 a 69 años	<b>5</b>	10:00	Australia	Alan McKaskill	15	13	USA	Ben Wilson
	18	Masc	60 a 69 años	<b>6</b>	10:00	Argentina	Juan Pascual Cortes	15	0	USA	Glen Brashear



August 25	19	Fem	40 a 49 años	<b>1</b>	10:30	Argentina	M. BEATRIZ GUTIERREZ deARMAS	15	11	Switzerland	Andrea Ruth Jacober
	20	Fem	40 a 49 años	<b>2</b>	10:30	Italy	Sonja Angelini	11	15	Hong Kong	Suk Hang CHANG
	21	Fem	50 a 59 años	<b>3</b>	10:30	Argentina	ZULMA GRACIELA CORRADI	10	15	Argentina	YOLANDA MEDINA
	22	Fem	50 a 59 años	<b>4</b>	10:30	Argentina	AMALIA EUSEBIA CASTRO	5	15	Argentina	MARIA MICAELA ANAQUIN
	23	Masc	30 a 39 años	<b>5</b>	10:30	Argentina	LEONARDO MARTÍN VIDAL	15	0	Norway	Ivar Ytreland Larsen
	24	Masc	30 a 39 años	<b>6</b>	10:30	Austria	Maximilian Lang	13	15	Switzerland	Thomas Anliker
	25	Masc	50 a 59 años	<b>1</b>	11:00	Thailand	Kajhonsak Saisung	0	15	Germany	Peter Hellriegel
	26	Masc	50 a 59 años	<b>2</b>	11:00	Germany	Ulrich Ahammer	14	15	Singapore	Seah Hor Lim
	27	Masc	50 a 59 años	<b>3</b>	11:00	Argentina	Miguel Ramon Gallo	15	0	Singapore	How Kiat Chian
	28	Masc	60 a 69 años	<b>4</b>	11:00	Argentina	Miguel Angel Veliz	15	1	Australia	Alan McKaskill
	29	Masc	60 a 69 años	<b>5</b>	11:00	Argentina	Antonio Arredondo	8	15	USA	Ben Wilson
	30	Masc	60 a 69 años	<b>6</b>	11:00	USA	Glen Brashear	0	15	Great Britain	Michael Marshall
	31	Fem	40 a 49 años	<b>1</b>	11:30	Switzerland	Andrea Ruth Jacober	15	3	Italy	Sonja Angelini
	32	Fem	40 a 49 años	<b>2</b>	11:30	Argentina	ADELA ROA	0	15	Hong Kong	Suk Hang CHANG
	33	Fem	50 a 59 años	<b>3</b>	11:30	Argentina	YOLANDA MEDINA	15	2	Canada	Ruth Loughlin
	34	Fem	50 a 59 años	<b>4</b>	11:30	Argentina	AMALIA EUSEBIA CASTRO	15	6	Argentina	ZULMA GRACIELA CORRADI
	35	Masc	30 a 39 años	<b>5</b>	11:30	Argentina	LEONARDO MARTÍN VIDAL	15	2	Switzerland	André Doležal
	36	Masc	30 a 39 años	<b>6</b>	11:30	Switzerland	Thomas Anliker	15	4	Norway	Ivar Ytreland Larsen
	37	Masc	50 a 59 años	<b>1</b>	12:00	Singapore	Seah Hor Lim	5	15	Argentina	Hugo Daniel Juannaz
	38	Masc	60 a 69 años	<b>2</b>	12:00	Argentina	J. Pascual Cortes	15	1	Australia	Alan McKaskill
39	Masc	60 a 69 años	<b>3</b>	12:00	Great Britain	Michael Marshall	9	15	Argentina	Miguel Angel Veliz	
40	Masc	40 a 49 años	<b>4</b>	12:00	Argentina	ARIEL ALEJANDRO AMAT	0	15	France	Christophe Gaborit	



August 25

41	Masc	40 a 49 años	<b>5</b>	12:00	Argentina	Augusto Ceferino Carrera	15	7	Great Britain	Neil MacDonald
42	Fem	40 a 49 años	<b>1</b>	12:30	Argentina	M. BEATRIZ GUTIERREZ de ARMAS	10	15	Italy	Sonja Angelini
43	Fem	40 a 49 años	<b>2</b>	12:30	Argentina	ADELA ROA	0	15	Switzerland	Andrea Ruth Jacober
44	Fem	50 a 59 años	<b>3</b>	12:30	Canada	Ruth Loughlin	5	15	Argentina	MARIA MICAELA ANAQUIN
45	Fem	50 a 59 años	<b>4</b>	12:30	Argentina	AMALIA EUSEBIA CASTRO	15	10	Argentina	YOLANDA MEDINA
46	Masc	30 a 39 años	<b>5</b>	12:30	Argentina	LEONARDO MARTÍN VIDAL	15	2	Switzerland	Thomas Anliker
47	Masc	30 a 39 años	<b>6</b>	12:30	Switzerland	André Doležal	5	15	Austria	Maximilian Lang
48	Masc	50 a 59 años	<b>1</b>	13:00	Singapore	Seah Hor Lim	4	15	Argentina	Raul Alberto Suarez
49	Masc	60 a 69 años	<b>2</b>	13:00	Argentina	Juan Pascual Cortes	11	15	Argentina	Miguel Angel Veliz
50	Masc	40 a 49 años	<b>3</b>	13:00	Argentina	ARIEL ALEJANDRO AMAT	0	15	Great Britain	Constantine Maroudias
51	Masc	40 a 49 años	<b>4</b>	13:00	Switzerland	Carlo Brünger	0	15	Great Britain	Neil MacDonald
52	Fem	30 a 39 años	<b>5</b>	13:00	Argentina	Mariana Torres	15	8	Australia	Brooke Huuskes
53	Fem	40 a 49 años	<b>1</b>	13:30	Argentina	M. BEATRIZ GUTIERREZ de ARMAS	15	0	Argentina	ADELA ROA
54	Fem	40 a 49 años	<b>2</b>	13:30	Switzerland	Andrea Ruth Jacober	15	8	Hong Kong	Suk Hang CHANG
55	Fem	50 a 59 años	<b>3</b>	13:30	Argentina	MARIA MICAELA ANAQUIN	15	12	Argentina	ZULMA GRACIELA CORRADI
56	Fem	50 a 59 años	<b>4</b>	13:30	Canada	Ruth Loughlin	15	12	Argentina	AMALIA EUSEBIA CASTRO
57	Masc	30 a 39 años	<b>5</b>	13:30	Austria	Maximilian Lang	14	15	Norway	Ivar Ytreland Larsen
58	Masc	30 a 39 años	<b>6</b>	13:30	Switzerland	André Doležal	4	15	Switzerland	Thomas Anliker
59	Masc	50 a 59 años	<b>1</b>	14:00	Argentina	Hugo Daniel Juannaz	2	15	Argentina	Raul Alberto Suarez
60	Masc	40 a 49 años	<b>2</b>	14:00	France	Christophe Gaborit	15	1	Great Britain	Constantine Maroudias
61	Masc	40 a 49 años	<b>3</b>	14:00	Argentina	Augusto Ceferino Carrera	15	0	Switzerland	Carlo Brünger
62	Fem	30 a 39 años	<b>5</b>	14:00	Argentina	DORA DEL VALLE BRAVO	15	2	Australia	Brooke Huuskes



August 25

63	Fem	18 a 29 años	<b>1</b>	14:30	Argentina	LEONOR DE LOS ANGELES ERAZO	15	0	Japan	Nanae Ichikawa
64	Masc	18 a 29 años	<b>2</b>	14:30	Argentina	MARTÍN MANUEL CASADO	14	15	Argentina	JAVIER AGUSTIN ANDRADA
65	Fem	18 a 29 años	<b>2</b>	14:30	USA	Gabrielle Steiger	15	0	USA	Jasmine Williams
66	Fem	60 a 69 + 70 años	<b>3</b>	14:30	Argentina	Torrilla, Helida	15	4	Argentina	Nora Herminia Salibi de Pich
67	Masc	40 a 49 años	<b>1</b>	15:00	France	Christophe Gaborit	15	0	Great Britain	Neil MacDonald
68	Masc	40 a 49 años	<b>2</b>	15:00	Argentina	Augusto Ceferino Carrera	15	5	Great Britain	Constantine Maroudias
69	Fem	30 a 39 años	<b>4</b>	15:00						
70	Fem	30 a 39 años	<b>1</b>	15:30	Argentina	Mariana Torres	15	1	Argentina	DORA DEL VALLE BRAVO
71	Fem	30 a 39 años	<b>2</b>	15:30						
72	Fem	18 a 29 años	<b>3</b>	15:30	Argentina	LEONOR DE LOS ANGELES ERAZO	15	0	USA	Jasmine Williams
73	Masc	18 a 29 años	<b>4</b>	15:30	Argentina	MARTÍN MANUEL CASADO	15	9	Argentina	SEBASTIÁN VENTURA A. OFERTLINGER
74	Fem	18 a 29 años	<b>4</b>	15:30	Japan	Nanae Ichikawa	0	15	USA	Gabrielle Steiger
75	Fem	60 a 69 + 70 años	<b>5</b>	15:30	Argentina	Nora Herminia Salibi de Pich	1	15	Argentina	Torrilla, Helida
76	Masc	40 a 49 años	<b>1</b>	16:00	Argentina	Augusto Ceferino Carrera	15	6	France	Christophe Gaborit
77	Fem	18 a 29 años	<b>1</b>	16:30	Japan	Nanae Ichikawa	0	0	USA	Jasmine Williams
78	Masc	18 a 29 años	<b>2</b>	16:30	Argentina	JAVIER AGUSTIN ANDRADA	7	15	Argentina	SEBASTIÁN VENTURA A. OFERTLINGER

## Fixture de Tejo Doble Femenino & Masculino

Partido/ Match N°	Categoría/ Category		Cancha Court	Hora / Schedule	Deportistas / Athletes					
	Masc	30 a 49 años			Argentina	LEONARDO VIDAL - RAUL A. SUAREZ	0	15	Thailand	Yochun Vichayo - Thongyoo Ngoensuk
1	Masc	30 a 49 años	<b>1</b>	09:00	Argentina	LEONARDO VIDAL - RAUL A. SUAREZ	0	15	Thailand	Yochun Vichayo - Thongyoo Ngoensuk
2	Masc	30 a 49 años	<b>2</b>	09:00	Australia	Clayton Walton - Nigel Goldsworthy	15	6	Austria	Maximilian Lang - Rudolf Hauer
3	Masc	30 a 49 años	<b>3</b>	09:00	Finland	Joni Jatkonen - Janne Tirronen	1	15	France	Olivier Pasteur - Christophe Gaborit
4	Masc	30 a 49 años	<b>4</b>	09:00	Great Britain & NI	Neil McLeod - Neil MacDonald	0	15	Netherlands	Erik Olthof - Jos Rood
5	Masc	30 a 49 años	<b>1</b>	09:30	Switzerland	M. Stückelberger - JClaude Schurig	0	15	Thailand	Siam Sukchan - Kaewchoengkha
6	Masc	30 a 49 años	<b>2</b>	09:30	Thailand	J. Tornsen - Kamron Kailas	7	15	Argentina	ARIEL A. AMAT - ROBERTO T. FERNANDEZ
7	Masc	30 a 49 años	<b>3</b>	09:30	Thailand	Sumate - Seejumpee	5	15	USA	David Miller - John Petrick
8	Masc	30 a 49 años	<b>4</b>	09:30	Great Britain & NI	Rusell Walton - Tim Adamsom	15	4	Switzerland	Carlo Brüngger - Simon Chapuis
9	Masc	30 a 49 años	<b>1</b>	10:00	Argentina	LEONARDO VIDAL - RAUL A. SUAREZ	0	15	Austria	Maximilian Lang - Rudolf Hauer
10	Masc	30 a 49 años	<b>2</b>	10:00	Australia	Clayton Walton - Nigel Goldsworthy	12	15	Thailand	Yochun Vichayo - Thongyoo Ngoensuk
11	Masc	30 a 49 años	<b>3</b>	10:00	Finland	Joni Jatkonen - Janne Tirronen	5	15	Netherlands	Erik Olthof - Jos Rood
12	Masc	30 a 49 años	<b>4</b>	10:00	Great Britain & NI	Neil McLeod - Neil MacDonald	0	15	France	Olivier Pasteur - Christophe Gaborit
13	Masc	30 a 49 años	<b>1</b>	10:30	Switzerland	M. Stückelberger - JClaude Schurig	0	15	Argentina	ARIEL A. AMAT - ROBERTO T. FERNANDEZ
14	Masc	30 a 49 años	<b>2</b>	10:30	Thailand	J. Tornsen - Kamron Kailas	15	2	Thailand	Siam Sukchan - Kaewchoengkha
15	Masc	30 a 49 años	<b>3</b>	10:30	Thailand	Sumate - Seejumpee	15	5	Switzerland	Carlo Brüngger - Simon Chapuis

August 26



August 26	16	Masc	30 a 49 años	<b>4</b>	10:30	Great Britain & NI	Rusell Walton - Tim Adamsom	11	15	USA	David Miller - John Petrick
	17	Masc	Mas de 50 años	<b>5</b>	10:30	Argentina	Miguel R. Gallo - Hugo D. Juannaz	15	0	Australia	Murray Rose - Antony Harding
	18	Masc	Mas de 50 años	<b>6</b>	10:30	Argentina	Antonio Arredondo - Juan Pascual Cortes	15	1	Finland	Olavi Rautiainen - Esko Sohlo
	19	Masc	30 a 49 años	<b>1</b>	11:00	Argentina	LEONARDO VIDAL - RAUL A. SUAREZ	0	15	Australia	Clayton Walton - Nigel Goldsworthy
	20	Masc	30 a 49 años	<b>2</b>	11:00	Thailand	Yoochun Vichayo - Thongyoo Ngoensuk	15	4	Austria	Maximilian Lang - Rudolf Hauer
	21	Masc	30 a 49 años	<b>3</b>	11:00	Finland	Joni Jatkonen - Janne Tirronen	15	0	Great Britain & NI	Neil McLeod - Neil MacDonald
	22	Masc	30 a 49 años	<b>4</b>	11:00	France	Olivier Pasteur - Christophe Gaborit	15	4	Netherlands	Erik Olthof - Jos Rood
	23	Masc	Mas de 50 años	<b>5</b>	11:00	Argentina	Juan Victor Aramayo - Leonardo Campos	0	15	Australia	Wayne Kelly - Michael Kennedy
	24	Masc	30 a 49 años	<b>1</b>	11:30	Switzerland	M. Stückelberger - JClaude Schurig	0	15	Thailand	J. Tornsen - Kamron Kailas
	25	Masc	30 a 49 años	<b>2</b>	11:30	Argentina	ARIEL A. AMAT - ROBERTO T. FERNANDEZ	1	15	Thailand	Siam Sukchan - Kaewchoengkha
	26	Masc	30 a 49 años	<b>3</b>	11:30	Thailand	Sumate - Seejumpee	15	4	Great Britain & NI	Rusell Walton - Tim Adamsom
	27	Masc	30 a 49 años	<b>4</b>	11:30	Switzerland	Carlo Brüngger - Simon Chapuis	4	15	USA	David Miller - John Petrick
	28	Masc	Menos de 30 años	<b>1</b>	12:00	Great Britain & NI	Samuel Clarke - S. Elmore	15	6	Thailand	Supadis Kosasaeng - Chomphuttha
	29	Masc	Menos de 30 años	<b>2</b>	12:00	Thailand	Parkpoom Thaworn - Jak Santikul	15	7	Great Britain & NI	Matthew Quinn - Michael Marshall
	30	Masc	Mas de 50 años	<b>3</b>	12:00	Argentina	Miguel R. Gallo - Hugo D. Juannaz	15	11	France	Philippe Brocard - Serge Dubois
	31	Masc	Mas de 50 años	<b>4</b>	12:00	Argentina	Antonio Arredondo - Juan Pascual Cortes	14	15	Singapore	Seah Hor Lim - Yue Keng Siang
32	Masc	Mas de 50 años	<b>5</b>	12:00	Argentina	Juan Victor Aramayo - Leonardo Campos	0	15	Thailand	Thongchai Panchabuse - Somyot Akapaiboon	
33	Masc	30 a 49 años	<b>1</b>	12:30	Thailand	Yoochun Vichayo - Thongyoo Ngoensuk	9	15	Thailand	J. Tornsen - Kamron Kailas	

August 26

34	Masc	30 a 49 años	<b>2</b>	12:30	France	Olivier Pasteur - Christophe Gaborit	15	8	USA	David Miller - John Petrick
35	Fem	30 a 49 años	<b>3</b>	12:30	Argentina	Mariana Torres - Emilia Castro	15	0	Argentina	Dora Bravo - Monica Barrionuevo
36	Masc	Menos de 30 años	<b>1</b>	13:00	Great Britain & NI	Samuel Clarke - S. Elmore	15	10	Thailand	Parkpoom Thaworn - Jak Santikul
37	Masc	Menos de 30 años	<b>2</b>	13:00	Thailand	Supadis Kosasaeng - Chomphuttha	15	0	Great Britain & NI	Matthew Quinn - Michael Marshall
38	Masc	Mas de 50 años	<b>3</b>	13:00	Australia	Murray Rose - Antony Harding	0	15	France	Philippe Brocard - Serge Dubois
39	Masc	Mas de 50 años	<b>4</b>	13:00	Finland	Olavi Rautiainen - Esko Sohlo	6	15	Singapore	Seah Hor Lim - Yue Keng Siang
40	Masc	Mas de 50 años	<b>5</b>	13:00	Australia	Wayne Kelly - Michael Kennedy	3	15	Thailand	Thongchai Panchabuse - Somyot Akapaiboon
41	Masc	30 a 49 años	<b>1</b>	13:30	France	Olivier Pasteur - Christophe Gaborit	14	15	Thailand	J. Tornsen - Kamron Kailas
42	Fem	30 a 49 años	<b>2</b>	13:30	Argentina	Mariana Torres - Emilia Castro	15	0	Argentina	Adela Roa - Zulma Corradi
43	Fem	Menos de 30 - Mas de 50 años	<b>3</b>	13:30	Argentina	YOLANDA MEDINA - MARIA MICAELA ANAQUIN	-	-	Argentina	Leonor de los Angeles Erazo - M Beatriz Gutierrez de Armas
44	Masc	Menos de 30 años	<b>1</b>	14:00	Great Britain & NI	Samuel Clarke - S. Elmore	15	8	Great Britain & NI	Matthew Quinn - Michael Marshall
45	Masc	Menos de 30 años	<b>2</b>	14:00	Thailand	Supadis Kosasaeng - Chomphuttha	15	9	Thailand	Parkpoom Thaworn - Jak Santikul
46	Masc	Mas de 50 años	<b>3</b>	14:00	Argentina	Miguel R. Gallo - Hugo D. Juannaz	12	15	Thailand	Thongchai Panchabuse - Somyot Akapaiboon
47	Fem	30 a 49 años	<b>1</b>	14:30	Argentina	Adela Roa - Zulma Corradi	-	-	Argentina	Dora Bravo - Monica Barrionuevo
48	Fem	Menos de 30 - Mas de 50 años	<b>2</b>	14:30	Argentina	Leonor de los Angeles Erazo - M Beatriz Gutierrez de Armas	-	-	Argentina	YOLANDA MEDINA - MARIA MICAELA ANAQUIN
49	Masc	Mas de 50 años	<b>1</b>	15:00	Argentina	Miguel R. Gallo - Hugo D. Juannaz	15	6	Singapore	Seah Hor Lim - Yue Keng Siang
50	Masc	Mas de 50 años	<b>1</b>	16:00	Thailand	Thongchai Panchabuse - Somyot Akapaiboon	10	15	Singapore	Seah Hor Lim - Yue Keng Siang



# TENIS DE MESA - TABLE TENNIS

**Women's Groups**

**Singles**

**12 a 17**

	Day	Time	Table										
1-3 X	25-ago	10:00	1	<b>GROUP</b>	<b>1</b>	<b>COUNTRY</b>	<b>1</b>	<b>2</b>	<b>3</b>	<b>4</b>		<b>Point</b>	<b>Pos.</b>
			1	1	Marina Piske (DE)		3	3				4	1
1-2 X	25-ago	10:20	1	2	Marine Eraville (FR)	0		2				2	3
			1	3	Ayesha Brookes (UK)	0	3				3	2	
X 2-3	25-ago	10:40	1	4	bye								
			1										





# TENIS DE MESA - TABLE TENNIS

**Women's Groups**                      **Singles**                      **30 a 39**

	Day	Time	Table									Point	Pos.
1-3 X	25-ago	11:30	3	GROUP	1	COUNTRY	1	2	3	4		4	1
			3	1	Sedigheh Safari (IR)		3	3					
1-2 X	25-ago	11:50	3	2	Chung Yan IP (HK)	0		1				2	3
			3	3	Stephanie KEUSTERMANS (BE)	0	3						
X	25-ago	12:10	3	4	bye								
2-3			3										





# TENIS DE MESA - TABLE TENNIS

## Women's Groups                      Singles                      50 a 59

Day	Time	Table	GROUP	1	COUNTRY	1	2	3	4	Point	Pos.								
1-3	25-ago	10:00	5	1	Xin He (CN)	0	3	3	3	6	1								
2-4		5																	
1-2	25-ago	10:20	5									2	Melanie Assing (CA)	0	0	3	1	4	3
3-4		5																	
1-4	25-ago	10:40	5	3	Judith Burgess (UK)	0	0	0	3	3	4								
2-3			5																
			5									4	Erika Langbauer (AT)	0	3	3	5	2	
			5																

Day	Time	Table	GROUP	2	COUNTRY	1	2	3	4	Point	Pos.								
1-3	25-ago	10:00	6	1	Beate Bea (DE)	3	1	3	3	5	2								
2-4		10.20	6																
1-2	25-ago	10:40	6									2	Mei Wu (CN)	0	0	3	3	6	1
3-4		11:00	6																
1-4	25-ago	11:20	6	3	Valerie Cooper (UK)	wo	wo	wo	4	3									
2-3		11:40	6																
			6								4	Wirune Limsirisophon (TH)	wo	wo	wo	4	4		
			6																









# TENIS DE MESA - TABLE TENNIS

<b>Men's Groups</b>	<b>SINGLES</b>	<b>12 a 14</b>
---------------------	----------------	----------------

	Day	Time	Table										
<b>1-3 X</b>	25-ago	10:00	7	<b>GROUP</b>	<b>1</b>	<b>COUNTRY</b>	<b>1</b>	<b>2</b>	<b>3</b>	<b>4</b>		<b>Point</b>	<b>Pos.</b>
			7	1	<b>Fabricio Moreschi (AR)</b>		3	0				3	2
<b>1-2 X</b>	25-ago	10:20	7	2	<b>Tomas Smazak (CZ)</b>	0		0				2	3
			7	3	<b>Mohammad Reza Shahmoradi (IR)</b>	3	3				4	1	
<b>X 2-3</b>	25-ago	10:40	7	4	<b>bye</b>								
			7										



# TENIS DE MESA - TABLE TENNIS

## Men's Groups *SINGLES* 15 a 17

Day	Time	Table	GROUP	1	COUNTRY	1	2	3	4	Point	Pos.
1-3 X	25-ago	10:00	11	1	FACUNDO ISMAEL PENA (AR)	3	0	3		3	2
		11									
1-2 X	25-ago	10:20	11	2	Stuart Robbins (UK)	3		3		4	1
		11									
X 2-3	25-ago	10:40	11	3	ALEXANDROS DIAKOUMAKOS (GR)	wo	wo				3
		11									
			11	4	bye						

Day	Time	Table	GROUP	2	COUNTRY	1	2	3	4	Point	Pos.
1-3 X	25-ago	10:00	12	1	Santiago Infante (AR)	3	3	3		4	1
		12									
1-2 X	25-ago	10:20	12	2	Sam Roonan (UK)	0		3		3	2
		12									
X 2-3	25-ago	10:40	12	3	Jacob Ladyga (USA)	0	0			2	3
		12									
			12	4	bye						









# TENIS DE MESA - TABLE TENNIS

FINAL DRAW		SINGLES		30 A 39	MEN'S	
QUARTER FINAL		SEMIFINAL 25/08/2015 12:00		FINAL 25/08/2015 12:30		
1	1					
	2					
3o4	3					
	4					
						Kayvan Tishegaran (IR) 3
						Wassapol Thamniyom (TH) 0
3o4	5					
	6					
						Kayvan Tishegaran (IR) 3
						Anders Billstrom (SE) 0
2	7					
	8					
QUARTER FINAL		SEMIFINAL 25/08/2015 12:00		FINAL 25/08/2015 12:30		
		0				





# TENIS DE MESA - TABLE TENNIS

FINAL DRAW		SINGLES		40 A 49		MEN'S	
QUARTER FINAL		25/08/2015 17:30		SEMIFINAL		25/08/2015 18:00	
FINAL		25/08/2015 18:30		FINAL		25/08/2015 18:30	
1	1	Babak Fattahi (IR)					
	2	bye					
3	3	NIKOLAOS GRYDAKIS (GR)	0				
	4	Miroslav Tichy (SK)	3				
3o4	5	KONSTANTINOS KALOS (GR)	3				
	6	Vincent Mayne (UK)	0				
2	7	bye					
	8	Ezequiel Correas Espeche (AR)					
				Babak Fattahi (IR)		3	
				Miroslav Tichy (SK)		0	
				KONSTANTINOS KALOS (GR)		0	
				Ezequiel Correas Espeche (AR)		3	
				Ezequiel Correas Espeche (AR)		0	
QUARTER FINAL		25/08/2015 17:00		SEMIFINAL		25/08/2015 18:00	
FINAL		25/08/2015 18:30		FINAL		25/08/2015 18:30	



# TENIS DE MESA - TABLE TENNIS

Men's Groups				SINGLES				50 a 59				
	<b>Day</b>	<b>Time</b>	<b>Table</b>	<b>GROUP</b>	<b>1</b>	<b>COUNTRY</b>	<b>1</b>	<b>2</b>	<b>3</b>	<b>4</b>	<b>Point</b>	<b>Pos.</b>
1-3	25-ago	14:30	7	1	Paul Baudry (FR)					4	1	
X			7									
1-2	25-ago	14:50	7	2	Yue Keng Siang (SG)					2	3	
X			7									
X	25-ago	15:10	7	3	NOBUHIKO OKAMOTO (MX)					3	2	
2-3			7									
				4	bye							

	<b>Day</b>	<b>Time</b>	<b>Table</b>	<b>GROUP</b>	<b>2</b>	<b>COUNTRY</b>	<b>1</b>	<b>2</b>	<b>3</b>	<b>4</b>	<b>Point</b>	<b>Pos.</b>
1-3	25-ago	14:30	8	1	CHRISTOS XENOS (GR)						3	
X			8									
1-2	25-ago	14:50	8	2	How Kiat Chian (SG)					3	2	
X			8									
X	25-ago	15:10	8	3	Thierry Galand (FR)					4	1	
2-3			8									
				4	bye							

	<b>Day</b>	<b>Time</b>	<b>Table</b>	<b>GROUP</b>	<b>3</b>	<b>COUNTRY</b>	<b>1</b>	<b>2</b>	<b>3</b>	<b>4</b>	<b>Point</b>	<b>Pos.</b>
1-3	25-ago	14:30	9	1	János Szendi (HU)					4	1	
X			9									
1-2	25-ago	14:50	9	2	Gustavo Vera Ocampo - Alberti (UY)					2	3	
X			9									
X	25-ago	15:10	9	3	JORGE DANIEL ABALLAY (AR)					3	2	
2-3			9									
				4	bye							

	<b>Day</b>	<b>Time</b>	<b>Table</b>	<b>GROUP</b>	<b>4</b>	<b>COUNTRY</b>	<b>1</b>	<b>2</b>	<b>3</b>	<b>4</b>	<b>Point</b>	<b>Pos.</b>
1-3	25-ago	14:30	10	1	OSCAR ALBERTO CASSARINO KAIRUZ (AR)					3	2	
X			10									
1-2	25-ago	14:50	10	2	JOSE LOPEZ RIVAS (ES)					2	3	
X			10									
X	25-ago	15:10	10	3	Nader Mahmoudzadeh (IR)					4	1	
2-3			10									
				4	bye							

	<b>Day</b>	<b>Time</b>	<b>Table</b>	<b>GROUP</b>	<b>5</b>	<b>COUNTRY</b>	<b>1</b>	<b>2</b>	<b>3</b>	<b>4</b>	<b>Point</b>	<b>Pos.</b>
1-3	25-ago	14:30	11	1	Srid Somin (TH)					3	2	
X		14:50	11									
1-2	25-ago	15:10	11	2	Zsolt Krucsó (HU)					4	1	
X		15:30	11									
X	25-ago	15:50	11	3	Wayne Lang (UK)					2	3	
2-3		16:10	11									
				4	bye							

	<b>Day</b>	<b>Time</b>	<b>Table</b>	<b>GROUP</b>	<b>6</b>	<b>COUNTRY</b>	<b>1</b>	<b>2</b>	<b>3</b>	<b>4</b>	<b>Point</b>	<b>Pos.</b>
1-3	25-ago	14:30	12	1	EMMANOUIL MANOULAKIS (GR)							
2-4		14:50	12									



# TENIS DE MESA - TABLE TENNIS

FINAL DRAW		SINGLES		50 A 59		MEN'S					
Round of 16		25/08/2015 16:30		QUARTER FINAL		25/08/2015 17:00		SEMIFINAL		25/08/2015 18:00	
1	1	Paul Baudry (FR)		Paul Baudry (FR)	3	Jorge Daniel Aballay (AR)	0	Paul Baudry (FR)	3	Zsolt Krucsó (HU)	1
	2	bye									
5/8	3	How Kiat Chian (SG)		Zsolt Krucsó (HU)	3	Nader Mahmoudzadeh (IR)	1	János Szendi (HU)	3	Thierry Galand (FR)	2
	4	JORGE DANIEL ABALLAY (AR)									
5/8	5	Zsolt Krucsó (HU)		János Szendi (HU)	3	MARTIN CARRASCO GARCIA (ES)	0	Oscar Alberto Cassarino Kairuz (AR)	3	Srid Somin (TH)	0
	6	bye									
304	7	bye		Thierry Galand (FR)	3	Thierry Galand (FR)	3	Thierry Galand (FR)	3	bye	
	8	Nader Mahmoudzadeh (IR)									
304	9	János Szendi (HU)		Thierry Galand (FR)	3	Thierry Galand (FR)	3	Thierry Galand (FR)	3	bye	
	10	bye									
5/8	11	NOBUHIKO OKAMOTO (MX)		Thierry Galand (FR)	3	Thierry Galand (FR)	3	Thierry Galand (FR)	3	bye	
	12	MARTIN CARRASCO GARCIA (ES)									
5/8	13	OSCAR ALBERTO CASSARINO KAIRUZ (AR)		Thierry Galand (FR)	3	Thierry Galand (FR)	3	Thierry Galand (FR)	3	bye	
	14	Srid Somin (TH)									
15	15	Thierry Galand (FR)		Thierry Galand (FR)	3	Thierry Galand (FR)	3	Thierry Galand (FR)	3	bye	
		bye									
FINAL		18:30		Paul Baudry (FR)		1		János Szendi (HU)		3	
		25-ago									
Round of 16		25/08/2015 16:30		QUARTER FINAL		25/08/2015 17:00		SEMIFINAL		25/08/2015 18:00	





# TENIS DE MESA - TABLE TENNIS

**Women's Groups**

**Doubles**

**-30**

Day	Time	Table	GROUP	1	COUNTRY	1	2	3	4	Point	Pos.
1-3 X	26-ago	10:30	1	1	Beygi-Taghdir (IR)		0	3		3	2
		1									
1-2 X	26-ago	10:50	1	2	Piske- Bea (DE)	3		3		4	1
		1									
X 2-3	26-ago	11:10	1	3	Borji-Safari (IR)	2	0			2	3
		1	4			bye					









# TENIS DE MESA - TABLE TENNIS

## Men's Groups *Doubles* -30

	Day	Time	Table								
1-3	26-ago	10:30	3								
X		10:50	3								
1-2	26-ago	11:10	3								
X		11:30	3								
X	26-ago	11:50	3								
2-3		12:10	3								

GROUP	1	COUNTRY	1	2	3	4		Point	Pos.
1		<b>Tóth-János Kóka (HU)</b>		3	3			4	1
2		<b>CABANNE-ABALLAY (AR)</b>	0		0			2	3
3		<b>Karnkayan-Somin (TH)</b>	0	3				3	2
4		<b>bye</b>							

	Day	Time	Table								
1-3	26-ago	10:30	4								
X		10:50	4								
1-2	26-ago	11:10	4								
X		11:30	4								
X	26-ago	11:50	4								
2-3		12:10	4								

GROUP	2	COUNTRY	1	2	3	4		Point	Pos.
1		<b>Ahmadi-Mahmoudzadeh (IR)</b>		3	3			4	1
2		<b>Klitsch-Steude (DE)</b>	1		3			3	2
3		<b>Djehouri - Lesmayoux (FR)</b>	0	0				2	3
4		<b>bye</b>							

	Day	Time	Table								
1-3	26-ago	10:30	5								
2-4		10:50	5								
1-2	26-ago	11:10	5								
3-4		11:30	5								
1-4	26-ago	11:50	5								
2-3		12:10	5								

GROUP	2	COUNTRY	1	2	3	4		Point	Pos.
1		<b>RIOS-OKAMOTO (MX)</b>		3	3	3		6	1
2		<b>DIAKOUMAKOS-PARASKEVAS (GR)</b>	0		3	3		5	2
3		<b>Almanghadim-Shahmoradi (IR)</b>	1	1		3		4	3
4		<b>Pigree - Touahria (FR)</b>	0	0	0			3	4

# TENIS DE MESA - TABLE TENNIS

FINAL DRAW		DOBLES		MEN'S		-30	
Round of 16	26/08/2015 12:00	QUARTER FINAL	26/08/2015 12:30	SEMIFINAL	26/08/2015 13:00		
1	1	Tóth-János Kóka (HU)					
	2	bye					
3	3	CABANNE-ABALLAY (AR)		Tóth-János Kóka (HU)	3		
	4	bye		CABANNE-ABALLAY (AR)	wo		
5/8	5	DIAKOUMAKOS-PARASKEVAS (GR)				Tóth-János Kóka (HU)	3
	6	bye				Klitsch-Steude (DE)	1
5/8	7	bye		DIAKOUMAKOS-PARASKEVAS (GR)	0		
	8	Klitsch-Steude (DE)		Klitsch-Steude (DE)	3		
3o4	9	RIOS-OKAMOTO (MX)					
	10	bye		RIOS-OKAMOTO (MX)	3		
3o4	11	Almanghadim-Shahmoradi (IR)	3	Almanghadim-Shahmoradi (IR)	1		
	12	Djehouri - Lesmayoux (FR)	0			RIOS-OKAMOTO (MX)	3
5/8	13	Karkayan-Somin (TH)					
	14	bye		Karkayan-Somin (TH)	1		
5/8	15	bye		Ahmadi-Mahmoudzadeh (IR)	3		
		Ahmadi-Mahmoudzadeh (IR)				Ahmadi-Mahmoudzadeh (IR)	1
						<b>FINAL</b>	Tóth-János Kóka (HU) 3
						<b>13:30</b>	RIOS-OKAMOTO (MX) 1
						<b>26-ago</b>	
Round of 16	26/08/2015 12:00	QUARTER FINAL	26/08/2015 12:30	SEMIFINAL	26/08/2015 13:00		





# TENIS DE MESA - TABLE TENNIS

FINAL DRAW		DOBLES		30 a 49		MEN'S					
QUARTER FINAL 26/08/2015 12:30		SEMIFINAL 26/08/2015 13:00		FINAL 26/08/2015 13:30							
1	1	SAENZ-BOBADILLA (AR)									
	2	BYE									
3	3	BYE									
	4	Hook-Lang (UK)									
304	5	KALOS-MANOULAKIS (GR)	3								
	6	Thamniyom-Thungsab (TH)	0								
2	7	BYE									
	8	Tishegaran-Fattahi (IR)									
		SAENZ-BOBADILLA (AR)	0								
		Hook-Lang (UK)	3								
		Hook-Lang (UK)	0								
		Tishegaran-Fattahi (IR)	3								
		KALOS-MANOULAKIS (GR)	0								
		Tishegaran-Fattahi (IR)	3								
QUARTER FINAL 26/08/2015 12:30		SEMIFINAL 26/08/2015 13:00		FINAL 26/08/2015 13:30							





# TENIS DE MESA - TABLE TENNIS

## Men's Groups *Doubles* MIXTO

Day	Time	Table	GROUP	1	COUNTRY	1	2	3	4	Point	Pos.
1-3 X	26-ago	15:00	1	1	Correas Espeche-Libonatti (AR)		1	0		2	3
		15:20									
1-2 X	26-ago	15:20	1	2	Tóth-Tóth (HU)	3	3			3	2
		15:40									
X 2-3	26-ago	15:40	1	4	bye						

Day	Time	Table	GROUP	2	COUNTRY	1	2	3	4	Point	Pos.
1-3 2-4	26-ago	15:00	2	1	Baré-Galand (FR)	3	0	3	3	5	2
		15:00									
1-2 3-4	26-ago	15:20	2	2	Meschnig-Langbauer (AT)	0	2		3	4	3
		15:20									
1-4 2-3	26-ago	15:40	2	3	Bea-Steude (DE)	1	0	0		3	4
		15:40									
			4	4	Limsirisophon-Thungsab (TH)					3	4

Day	Time	Table	GROUP	3	COUNTRY	1	2	3	4	Point	Pos.
1-3 2-4	26-ago	15:00	4	1	Yan IP-Lung LAI (HK)	2	3	0	1	4	3
		15:00									
1-2 3-4	26-ago	15:20	4	2	Sabba-Perez (FR)	3	3		3	6	1
		15:20									
1-4 2-3	26-ago	15:40	4	3	Almagro- Szendi (HU)	3	3	0		5	2
		15:40									
			4	4	Thamniyom-Chaisuphalap (TH)					5	2







# TENIS

Grado:

Fecha:

Sede:

Cate. SINGLE 15-29 FEM

Prueba:

Árbitro General:





## TENIS

### COMPETENCIAS POR ZONAS

Cantidad de jugadores: 5

SINGLE 50-59 FEM

Todos contra todos

ZONA	1	2	3	4	5	Puntos	Posición
1	BURGOS(ARG)	CHUDY(GBR)	MASKENS(GBR)	BASIE DE FIJTER(NED)	CORRADI(ARG)		
1		6-1	4-6	6-3	6-0	3	2
2	1-6		W/O-	5-6	6-1	1	4
3	6-4	W/O+		6-5	W/O+	4	1
4	3-6	6-5	5-6		6-0	2	3
5	0-6	1-6	W/O-	0-6		0	5

1ª

3ª

2ª

ZONA	1	2	3	4	5	Puntos	Posición
2							
1							
2							
3							
4							
5							

ZONA	1	2	3	4	5	Puntos	Posición
3							
1							
2							
3							
4							
5							





### COMPETENCIAS POR ZONAS

Cantidad de jugadores: 5 SINGLE 18-19 MASC

Todos contra todos

ZONA	1	2	3	4	5	Puntos	Posición
1	WOLTJES(NED)	SADRIN(FRA)	MALTER(GER)				
1		6-1	6-2			2	1
2	1-6		1-6			0	3
3	2-6	6-1				1	2
4							
5							

ZONA	1	2	3	4	5	Puntos	Posición
2	CASADO(ARG)	LIASKOS(GBR)	ARNDT(USA)				
1		5-6	6-0			1	2
2	6-5		6-0			2	1
3	0-6	0-6				0	3
4							
5							

ZONA	1	2	3	4	5	Puntos	Posición
3	STEGGINS(NED)	POURZARGH(USA)	ALZAMORA(ARG)				
1		6-0	6-2			2	1
2	0-6		W/O +			0	3
3	2-6	W/O +				1	2
4							
5							



**COMPETENCIAS POR ZONAS**

Cantidad de jugadores: 5

SINGLE 18-19 MASC

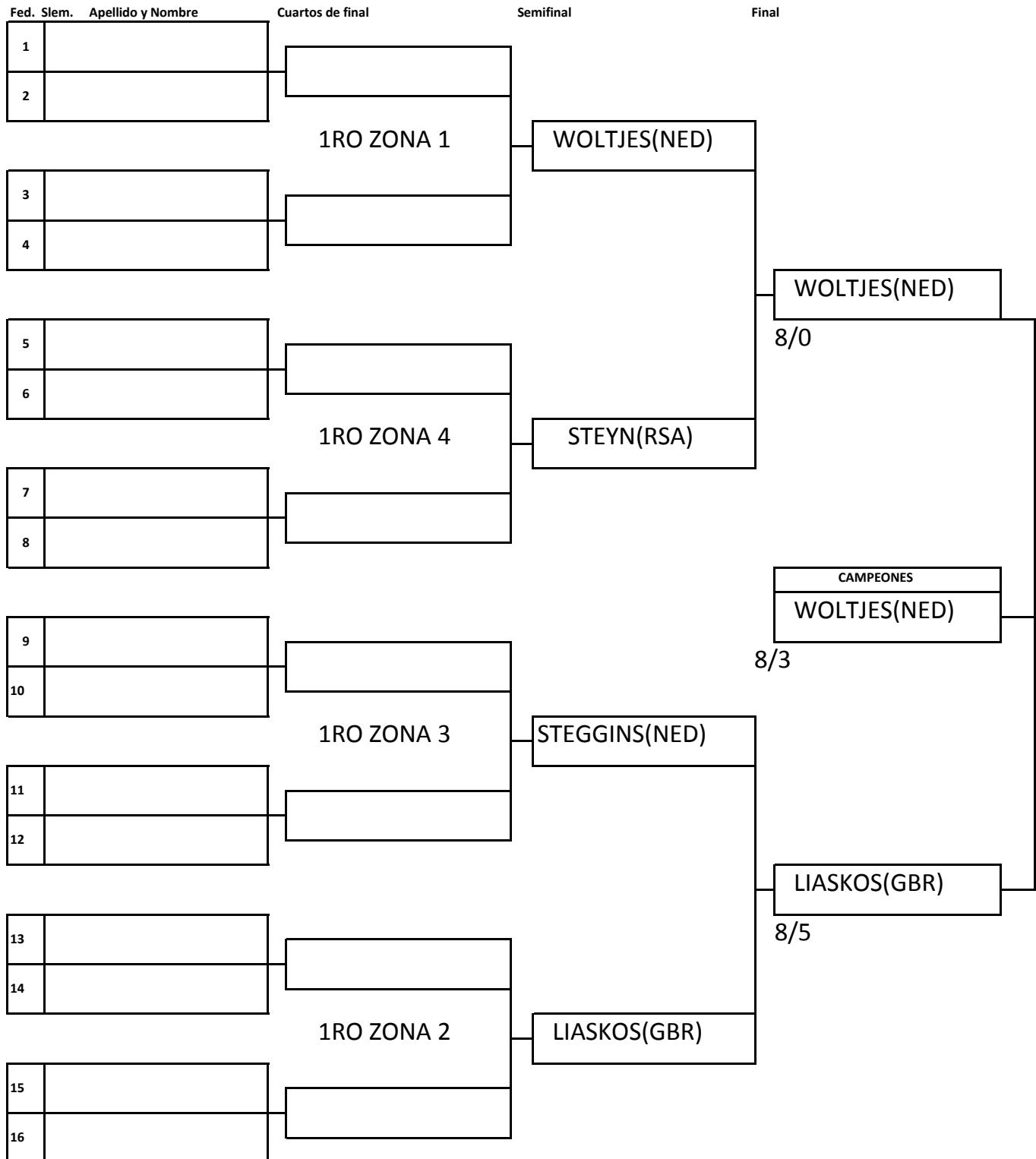
Todos contra todos

ZONA	1	2	3	4	5	Puntos	Posición
4	HUDSPETH(GBR)	RIOS(MEX)	STEYN(RSA)				
1		W/O+	0-6			1	2
2	W/O -		W/O -			0	3
3	6-0	W/O+				2	
4							
5							



# TENIS

Grado: **Cate** SINGLE 18-19 MASC      Fecha:      Sede:      Prueba:      Árbíto General:





## TENIS

### COMPETENCIAS POR ZONAS

Cantidad de jugadores: 5

SINGLE 30-39 MASC

Todos contra todos

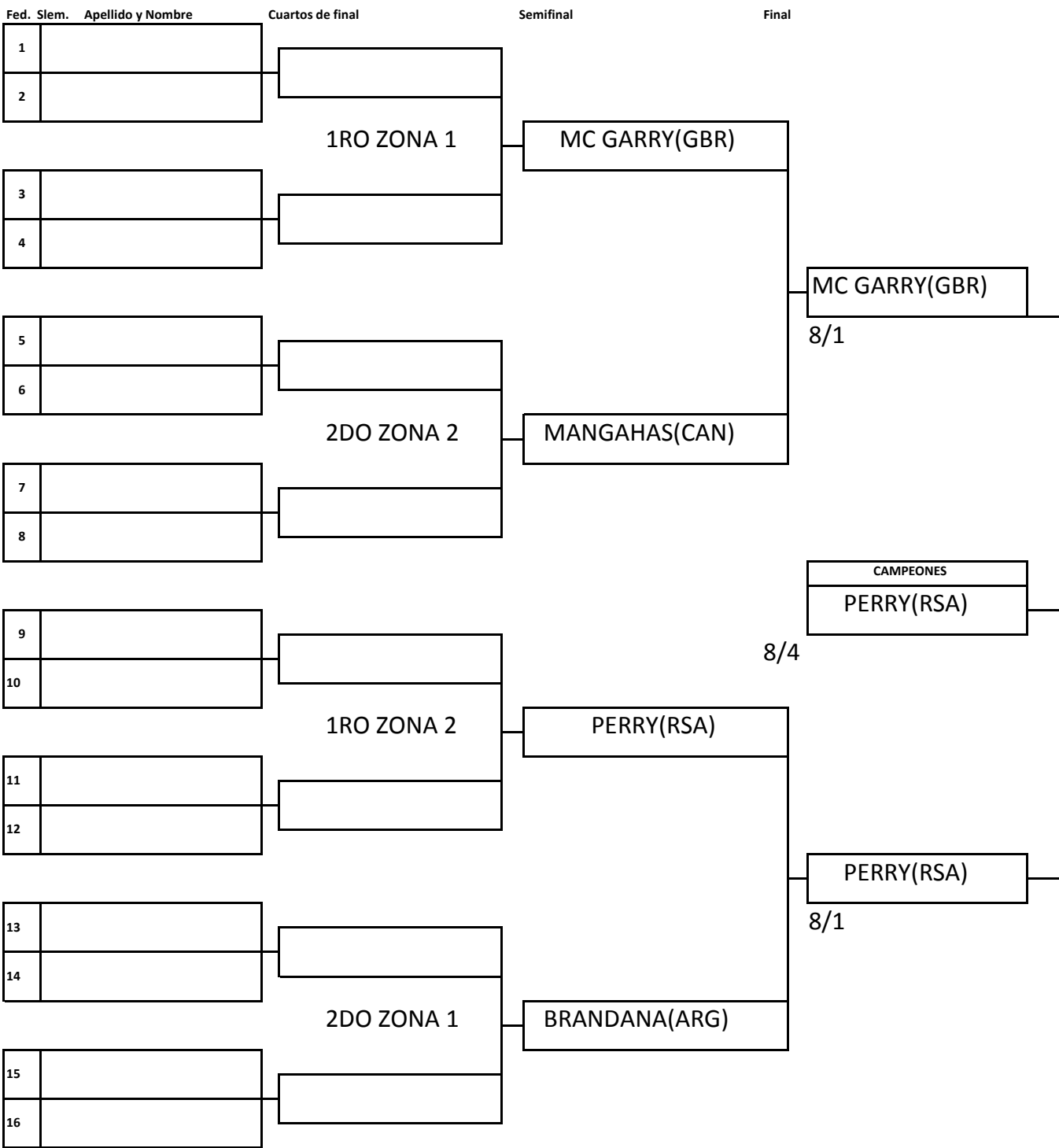
ZONA	1	2	3	4	5	Puntos	Posición
1	BRANDANA(ARG)	MONTI(ARG)	MC GARRY(GBR)				
1		6-5	3-6			1	2
2	5-6		2-6			0	3
3	6-3	6-2				2	1
4							
5							

ZONA	1	2	3	4	5	Puntos	Posición
2	HURL(CAN)	PERRY(RSA)	MANGAHAS(CAN)				
1		0-6	0-6			0	3
2	6-0		6-0			2	1
3	6-0	0-6				1	2
4							
5							



# TENIS

Grado: **SINGLE 30-39 MASC**      Fecha:      Sede: **Árbitro General:**







**COMPETENCIAS POR ZONAS**

Cantidad de jugadores: 5

SINGLE 40-49 MASC

Todos contra todos

ZONA	1	2	3	4	5	Puntos	Posición
1	BARAGIOLA(ARG)	COLARES(BRA)	KNOX(GBR)	NICOLET(SUI)			
1		W/O+	6-0	6-0		3	1
2	W/O-		W/O-	W/O-		0	4
3	0-6	W/O+		1-6		1	3
4	0-6	W/O+	6-1		46%	2	2
5							

ZONA	1	2	3	4	5	Puntos	Posición
2	VAN DEN BERG(RSA)	VALENZUELA(ARG)	COSTA(BRA)	MARX(RSA)			
1		6-1	6-1	6-5		3	1
2	1-6		6-5	2-6		1	3
3	1-6	5-6		4-6		0	4
4	5-6	6-2	6-4		58%	2	2
5							

ZONA	1	2	3	4	5	Puntos	Posición
3	GOYA(ARG)	MAROUDIAS(GBR)	TICHY(SVK)				
1		6-0	6-1		46%	2	1
2	0-6		2-6			0	3
3	1-6	6-2				1	2
4							
5							



**COMPETENCIAS POR ZONAS**

Cantidad de jugadores: 5

SINGLE 40-49 MASC

Todos contra todos

ZONA	1	2	3	4	5	Puntos	Posición
4	KEGEL(HUN)	YOUNG(GBR)	BURDA(CZE)				
1		6-0	6-1		53%	2	1
2	0-6		0-6			0	3
3	1-6	6-0				1	2
4							
5							

ZONA	1	2	3	4	5	Puntos	Posición
5	SILVA(ARG)	TOTSUKA(JPN)	FRANER(SVK)				
1		6-0	6-1		37%	2	1
2	0-6		6-4			1	2
3	1-6	4-6				0	3
4							
5							

ZONA	1	2	3	4	5	Puntos	Posición
6	GASTRELL(ARG)	HUISMANS(NED)	GUEDES(POR)				
1		2-6	4-6			0	3
2	6-2		2-6		50%	1	2
3	6-4	6-2				2	1
4							
5							



## TENIS

Grado:

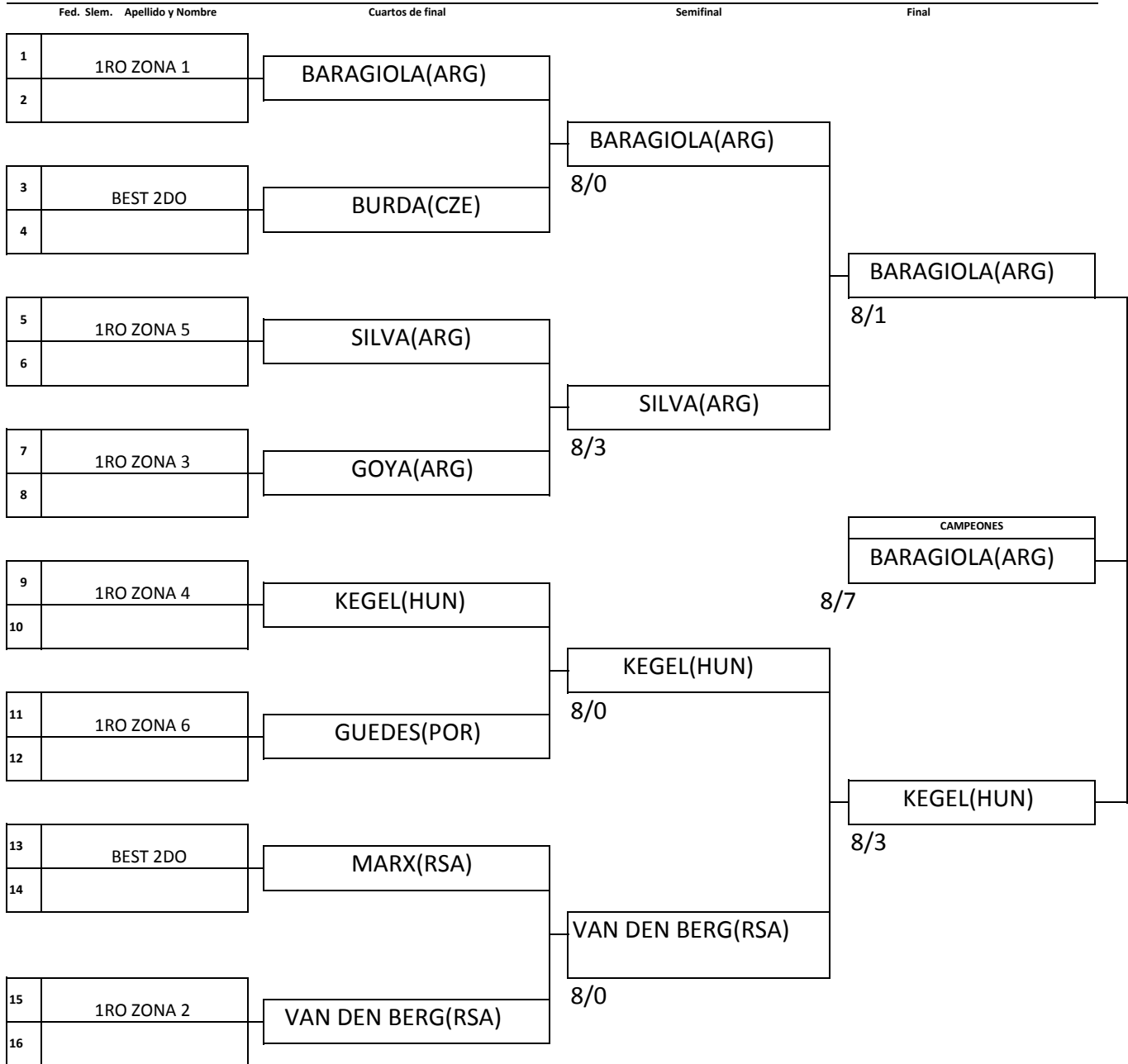
Fecha:

Sede:

Categoría: 40-49

Prueba:

Árbitro General:





## TENIS

### COMPETENCIAS POR ZONAS

Cantidad de jugadores: 5 SINGLE 50-59 MASC

Todos contra todos

ZONA	1	2	3	4	5	Puntos	Posición
1	BARRAUX(FRA)	SUAREZ(ARG)	MIZRAHI(ARG)				
1		6-1	6-1			2	1
2	1-6		1-6			0	3
3	1-6	6-1			50%	1	2
4							
5							

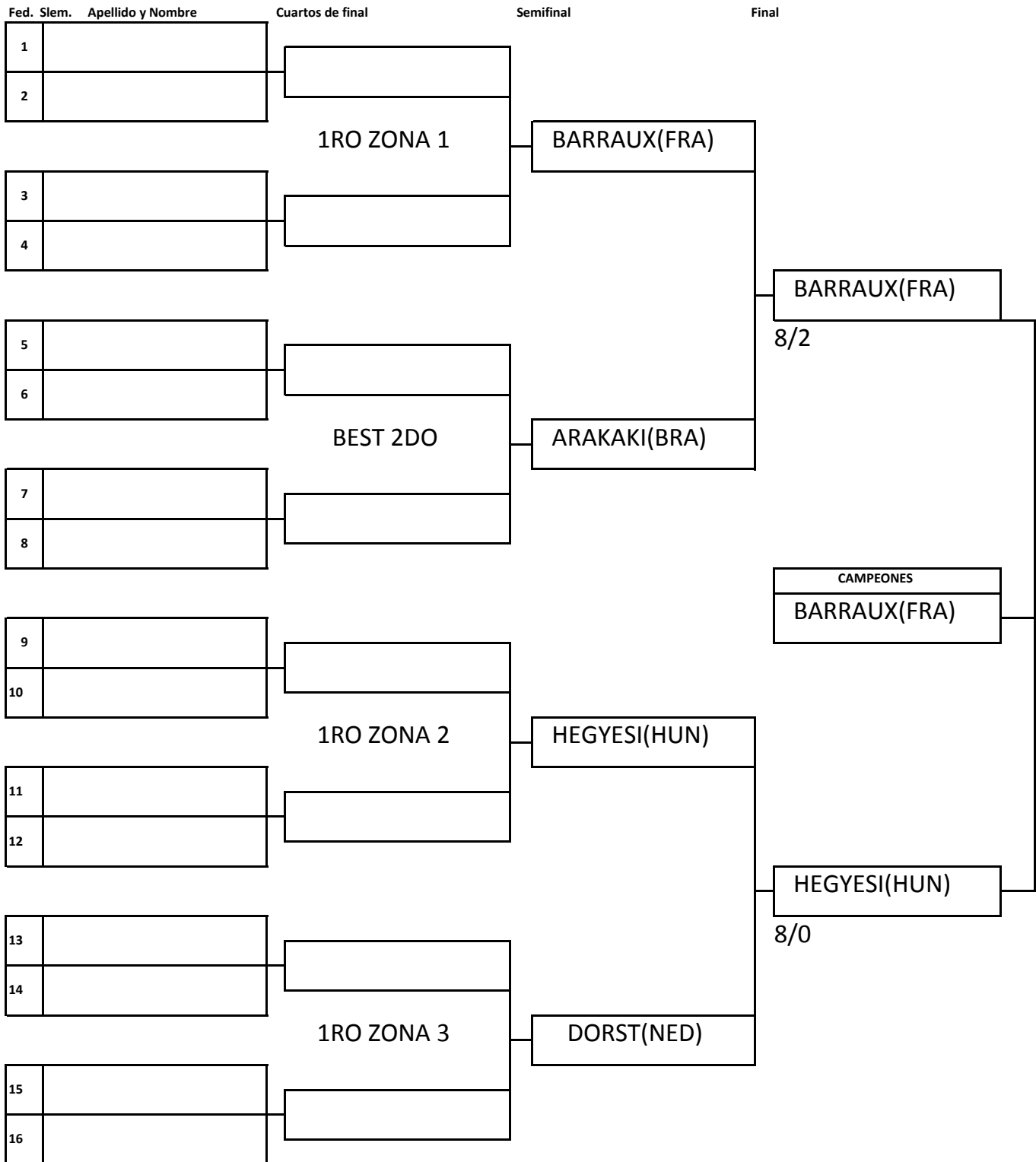
ZONA	1	2	3	4	5	Puntos	Posición
2	HEGYESI(HUN)	CAS KAIRUZ(ARG)	ARAKAKI(BRA)				
1		6-2	6-1			2	1
2	2-6		0-6			0	3
3	1-6	6-0			53%	1	2
4							
5							

ZONA	1	2	3	4	5	Puntos	Posición
3	PULLER(NED)	VERA OCAMPO(URU)	DORST(NED)	SMITH(NZL)			
1		6-2	4-6	2-6		1	3
2	2-6		0-6	5-6		0	4
3	6-4	6-4		6-0		3	1
4	6-2	6-5	0-6		50%	2	2
5							



## TENIS

**Grado:** Cate SINGLE 50-59 MASC      **Fecha:**      **Sede:**  
**Prueba:**      **Árbitro General:**





## TENIS

### COMPETENCIAS POR ZONAS

Cantidad de jugadores: 5 SINGLE 60-69 MASC

Todos contra todos

ZONA	1	2	3	4	5	Puntos	Posición
1	GRUNDY(GBR)	POWER(NZL)	MONTEIRO(POR)	KOPECKY(SVK)	WILSON(USA)		
1		6-1	3-6	3-6	4-6	1	4
2	1-6		W/O-	W/O-	0-6	0	5
3	6-3	W/O+		6-2	6-0	4	1
4	6-3	W/O+	2-6		6-3	3	2
5	6-4	6-0	0-6	3-6		2	3





### COMPETENCIAS POR ZONAS

Cantidad de jugadores: 5 SINGLE 18-19 MASC

Todos contra todos

ZONA	1	2	3	4	5	Puntos	Posición
1	WOLTJES(NED)	SADRIN(FRA)	MALTER(GER)				
1		6-1	6-2			2	1
2	1-6		1-6			0	3
3	2-6	6-1				1	2
4							
5							

ZONA	1	2	3	4	5	Puntos	Posición
2	CASADO(ARG)	LIASKOS(GBR)	ARNDT(USA)				
1		5-6	6-0			1	2
2	6-5		6-0			2	1
3	0-6	0-6				0	3
4							
5							

ZONA	1	2	3	4	5	Puntos	Posición
3	STEGGINS(NED)	POURZARGH(USA)	ALZAMORA(ARG)				
1		6-0	6-2			2	1
2	0-6		W/O +			0	3
3	2-6	W/O +				1	2
4							
5							





**COMPETENCIAS POR ZONAS**

Cantidad de jugadores: 5

SINGLE 18-19 MASC

Todos contra todos

ZONA	1	2	3	4	5	Puntos	Posición
4	HUDSPETH(GBR)	RIOS(MEX)	STEYN(RSA)				
1		W/O+	0-6			1	2
2	W/O -		W/O -			0	3
3	6-0	W/O+				2	
4							
5							



## TENIS

Grado:

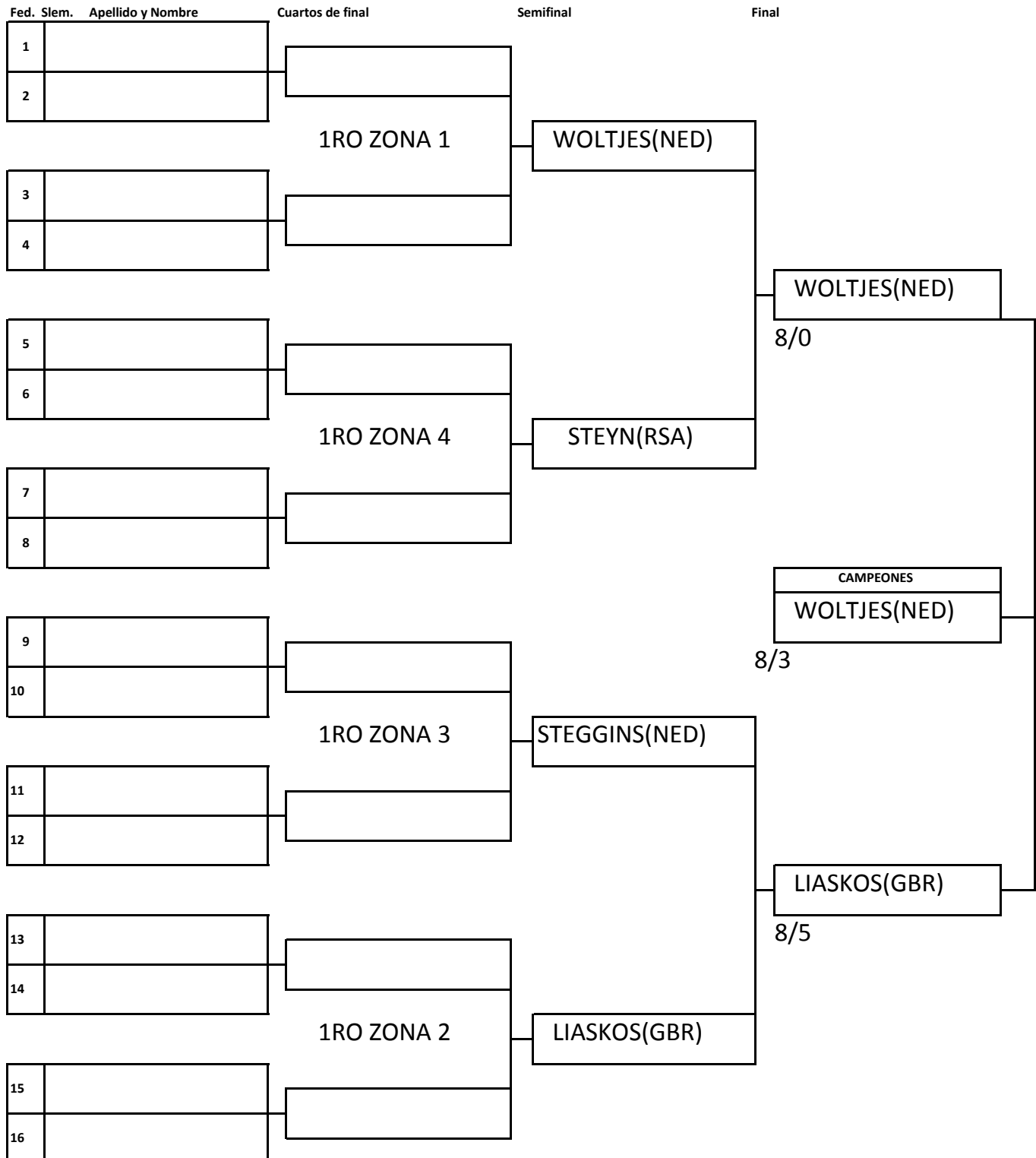
Fecha:

Sede:

Cate SINGLE 18-19 MASC

Prueba:

Árbitro General:





## TENIS

### COMPETENCIAS POR ZONAS

Cantidad de jugadores: 5

SINGLE 30-39 MASC

Todos contra todos

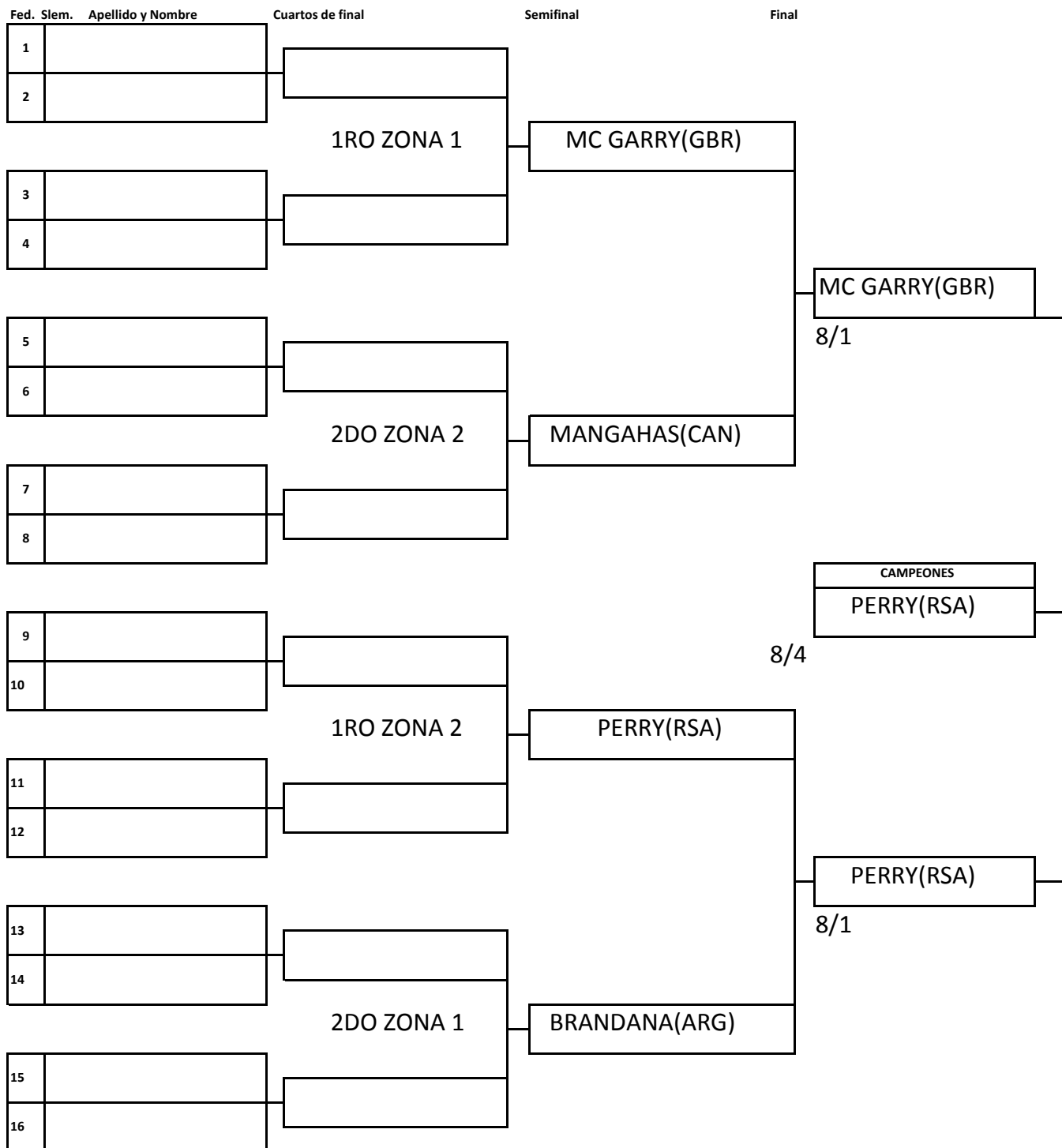
ZONA	1	2	3	4	5	Puntos	Posición
1	BRANDANA(ARG)	MONTI(ARG)	MC GARRY(GBR)				
1		6-5	3-6			1	2
2	5-6		2-6			0	3
3	6-3	6-2				2	1
4							
5							

ZONA	1	2	3	4	5	Puntos	Posición
2	HURL(CAN)	PERRY(RSA)	MANGAHAS(CAN)				
1		0-6	0-6			0	3
2	6-0		6-0			2	1
3	6-0	0-6				1	2
4							
5							



# TENIS

Grado: **SINGLE 30-39 MASC**      Fecha:      Sede: **MAR DEL PLATA**  
 Prueba:      Árbítro General:





### COMPETENCIAS POR ZONAS

Cantidad de jugadores: 5

SINGLE 40-49 MASC

Todos contra todos

ZONA	1	2	3	4	5	Puntos	Posición
1	BARAGIOLA(ARG)	COLARES(BRA)	KNOX(GBR)	NICOLET(SUI)			
1		W/O+	6-0	6-0		3	1
2	W/O-		W/O-	W/O-		0	4
3	0-6	W/O+		1-6		1	3
4	0-6	W/O+	6-1		46%	2	2
5							

ZONA	1	2	3	4	5	Puntos	Posición
2	VAN DEN BERG(RSA)	VALENZUELA(ARG)	COSTA(BRA)	MARX(RSA)			
1		6-1	6-1	6-5		3	1
2	1-6		6-5	2-6		1	3
3	1-6	5-6		4-6		0	4
4	5-6	6-2	6-4		58%	2	2
5							

ZONA	1	2	3	4	5	Puntos	Posición
3	GOYA(ARG)	MAROUDIAS(GBR)	TICHY(SVK)				
1		6-0	6-1		46%	2	1
2	0-6		2-6			0	3
3	1-6	6-2				1	2
4							
5							



**COMPETENCIAS POR ZONAS**

Cantidad de jugadores: 5

SINGLE 40-49 MASC

Todos contra todos

ZONA	1	2	3	4	5	Puntos	Posición
4	KEGEL(HUN)	YOUNG(GBR)	BURDA(CZE)				
1		6-0	6-1		53%	2	1
2	0-6		0-6			0	3
3	1-6	6-0				1	2
4							
5							

ZONA	1	2	3	4	5	Puntos	Posición
5	SILVA(ARG)	TOTSUKA(JPN)	FRANER(SVK)				
1		6-0	6-1		37%	2	1
2	0-6		6-4			1	2
3	1-6	4-6				0	3
4							
5							

ZONA	1	2	3	4	5	Puntos	Posición
6	GASTRELL(ARG)	HUISMANS(NED)	GUEDES(POR)				
1		2-6	4-6			0	3
2	6-2		2-6		50%	1	2
3	6-4	6-2				2	1
4							
5							



## TENIS

Grado:

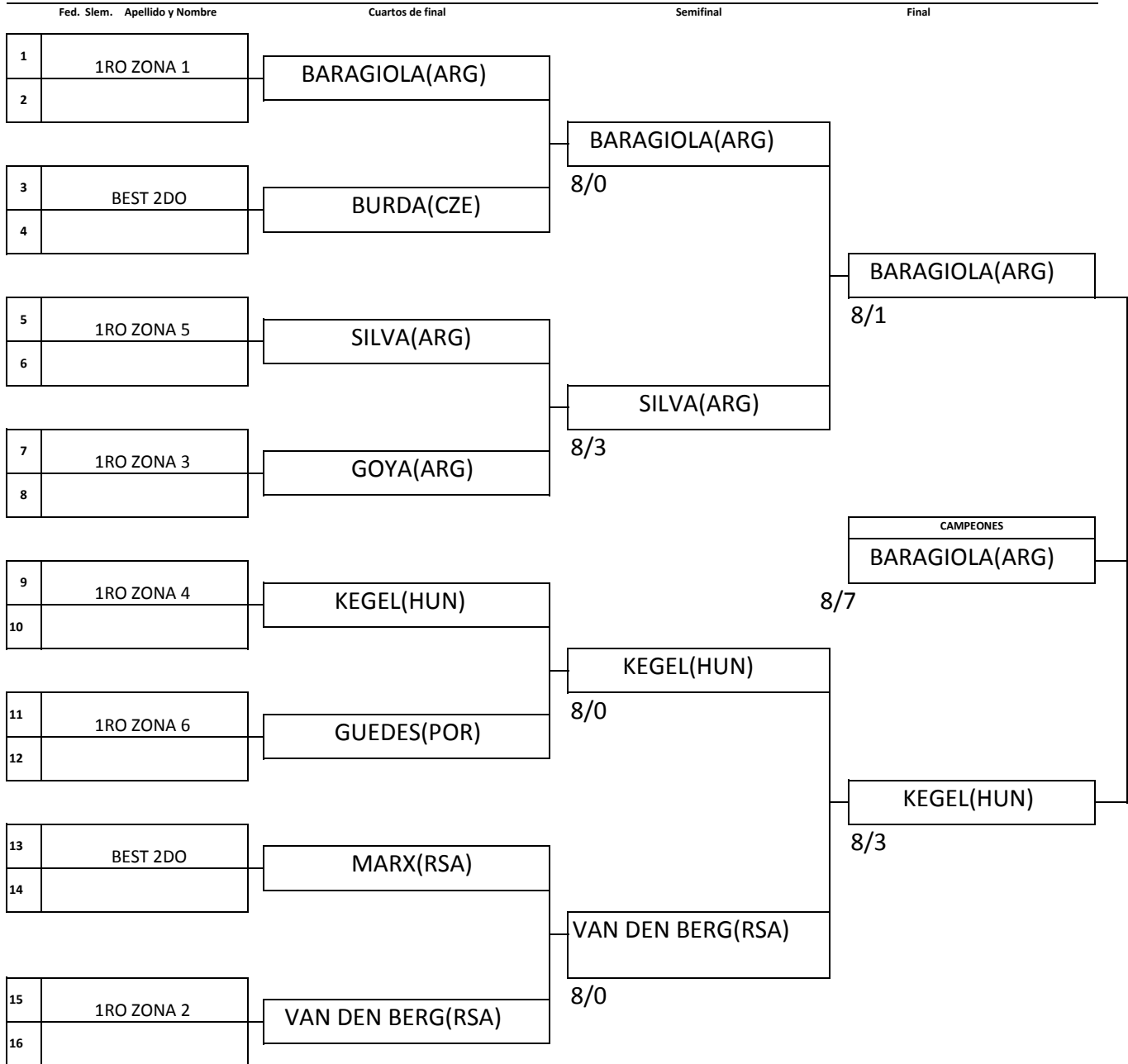
Fecha:

Sede:

Categoría: 40-49

Prueba:

Árbitro General:





## TENIS

### COMPETENCIAS POR ZONAS

Cantidad de jugadores: 5

SINGLE 50-59 MASC

Todos contra todos

ZONA	1	2	3	4	5	Puntos	Posición
1	BARRAUX(FRA)	SUAREZ(ARG)	MIZRAHI(ARG)				
1		6-1	6-1			2	1
2	1-6		1-6			0	3
3	1-6	6-1			50%	1	2
4							
5							

ZONA	1	2	3	4	5	Puntos	Posición
2	HEGYESI(HUN)	CAS KAIRUZ(ARG)	ARAKAKI(BRA)				
1		6-2	6-1			2	1
2	2-6		0-6			0	3
3	1-6	6-0			53%	1	2
4							
5							

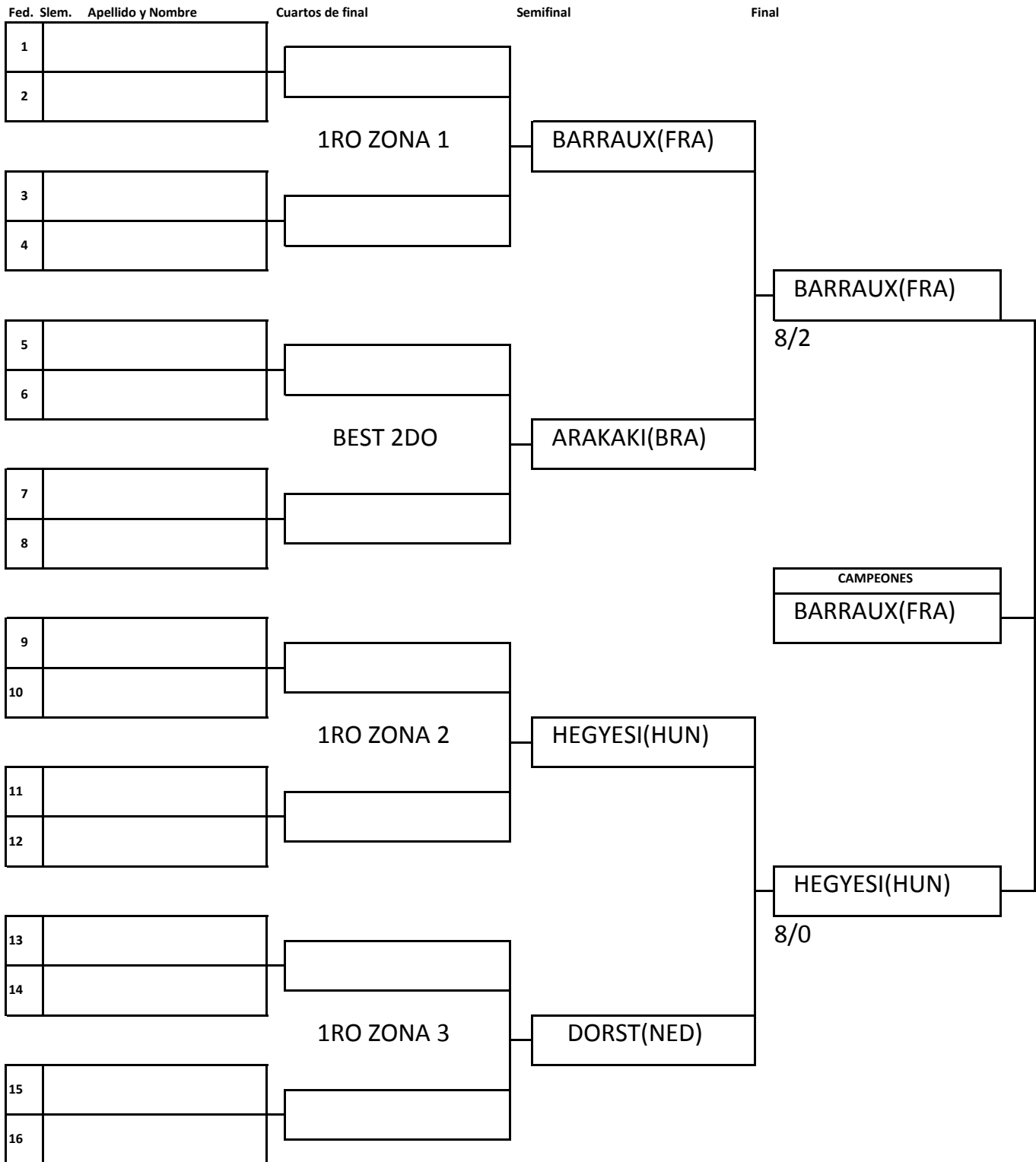
ZONA	1	2	3	4	5	Puntos	Posición
3	PULLER(NED)	VERA OCAMPO(URU)	DORST(NED)	SMITH(NZL)			
1		6-2	4-6	2-6		1	3
2	2-6		0-6	5-6		0	4
3	6-4	6-4		6-0		3	1
4	6-2	6-5	0-6		50%	2	2
5							





## TENIS

Grado: **Cate** SINGLE 50-59 MASC      Fecha:      Sede: **ARGENTINA MAR DEL PLATA 2015**  
 Prueba:      Árbitero General:





## TENIS

### COMPETENCIAS POR ZONAS

Cantidad de jugadores: 5 SINGLE 60-69 MASC

Todos contra todos

ZONA	1	2	3	4	5	Puntos	Posición
1	GRUNDY(GBR)	POWER(NZL)	MONTEIRO(POR)	KOPECKY(SVK)	WILSON(USA)		
1		6-1	3-6	3-6	4-6	1	4
2	1-6		W/O-	W/O-	0-6	0	5
3	6-3	W/O+		6-2	6-0	4	1
4	6-3	W/O+	2-6		6-3	3	2
5	6-4	6-0	0-6	3-6		2	3



## TENIS

### COMPETENCIAS POR ZONAS

Cantidad de jugadores: 5

DOBLE FEM

Todos contra todos

ZONA	1	2	3	4	5	Puntos	Posición
1	ALMAGRO-JESZENKOVIC(HUN)	DORMAN-WEEGH DE MOOR(FRA)	BURGOS-MATEOS(ARG)				
1		2-8	2-8			0	3
2	8-2		1-8			1	2
3	8-2	8-1				2	1
4							
5							

ZONA	1	2	3	4	5	Puntos	Posición
1							
2							
3							
4							
5							

ZONA	1	2	3	4	5	Puntos	Posición
1							
2							
3							
4							
5							



## TENIS

### COMPETENCIAS POR ZONAS

Cantidad de jugadores: 5

DOBLE +50 MASC

Todos contra todos

ZONA	1	2	3	4	5	Puntos	Posición
1	SUAREZ-MIZRAHI(ARG)	BAUDRY-BARRAUX(FRA)	COSTA-ARAKAKI(POR)	PULLIES-DORST(NED)			
1		3-8	2-8	1-8		0	4
2	8-3		8-3	8-2		3	1
3	8-2	3-8		8-4		2	2
4	8-1	2-8	4-8			1	3
5							

ZONA	1	2	3	4	5	Puntos	Posición
1							
2							
3							
4							
5							

ZONA	1	2	3	4	5	Puntos	Posición
1							
2							
3							
4							
5							

## TENIS

### COMPETENCIAS POR ZONAS

Cantidad de jugadores: 5

DOBLE -30 MASC

Todos contra todos

ZONA	1	2	3	4	5	Puntos	Posición
1	STEGGING-HUISMANS(NED)	GRUNDY-ASKOS(GBR)	MONTI-ALZAMORA(ARG)				
1		8-3	8-5			2	1
2	3-8		8-4			1	2
3	5-8	4-8				0	3
4							
5							

ZONA	1	2	3	4	5	Puntos	Posición
2	CASADO-INFANTE(ARG)	STEIGN-MARX(RSA)	SADRIN-MOTSCH(FRA)				
1		8-1	8-0			2	1
2	1-8		8-0			1	2
3	0-8	0-8				0	3
4							
5							

ZONA	1	2	3	4	5	Puntos	Posición
1							
2							
3							
4							
5							



# TENIS

**Grado:**

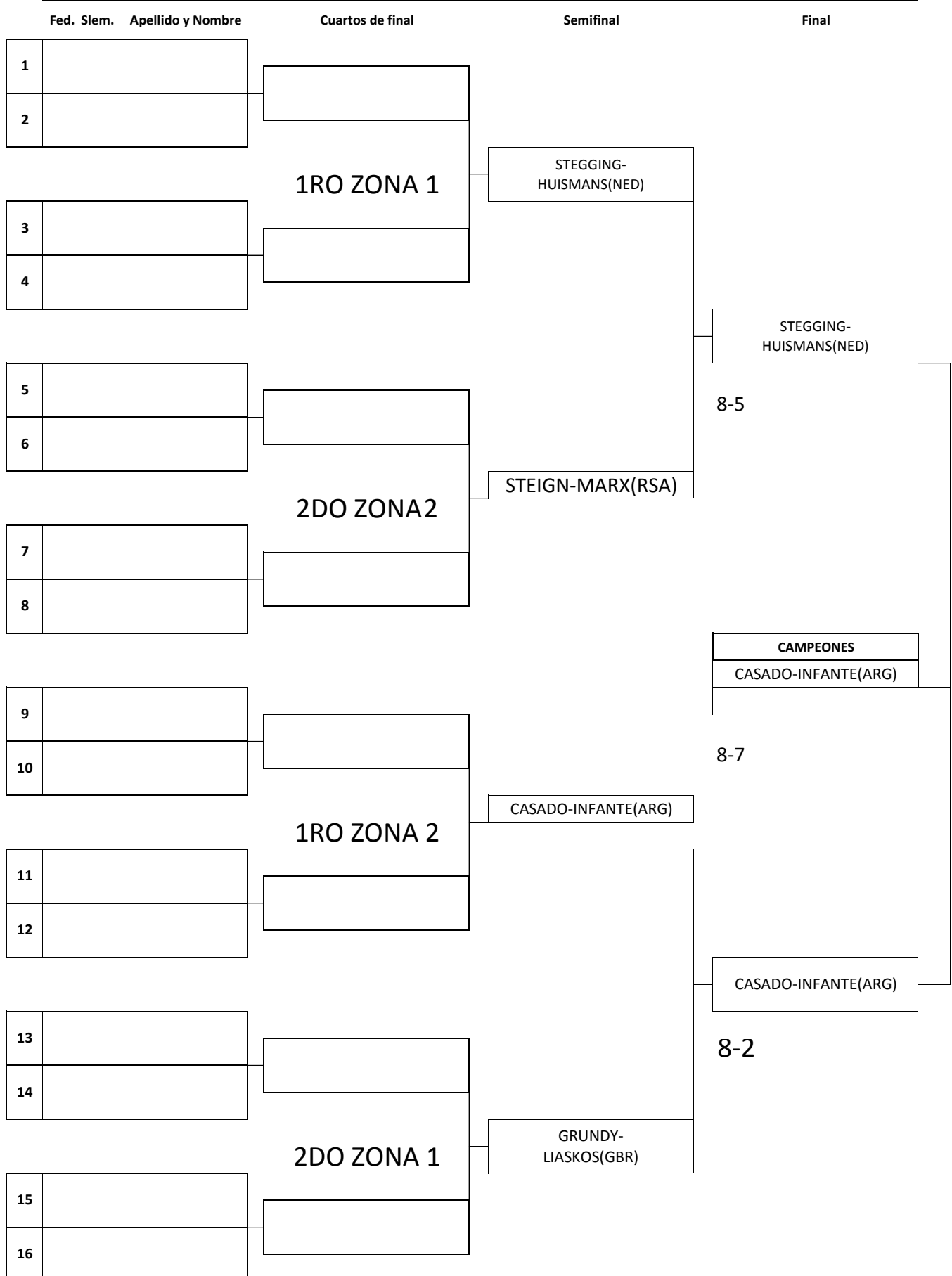
**Fecha:**

**Sede:**

**Cate.** DOBLE -30 MASC

**Prueba:**

**Árbitro General:**





## TENIS

### COMPETENCIAS POR ZONAS

Cantidad de jugadores: 5

DOBLE 30-49 MASC

Todos contra todos

ZONA	1	2	3	4	5	Puntos	Posición
1	BRANDANA-BARAGIOLA(ARG)	GUEDES-MONTEIRO(POR)	MC GARRY-KNOX(GBR)				
1		8-0	8-2			2	1
2	0-8		4-8			0	3
3	2-8	8-4			45%	1	2
4							
5							

ZONA	1	2	3	4	5	Puntos	Posición
2	SAENZ-CASSARINO KAIRUZ(ARG)	KOPECKY-FRANER(SVK)	PERRY- VAN DEN BERG(RSA)				
1		3-8	0-8			0	3
2	8-3		2-8		47%	1	2
3	8-0	8-2				2	1
4							
5							

ZONA	1	2	3	4	5	Puntos	Posición
3	VALENZUELA-GOYA(ARG)	SILVA-GASTRELL(ARG)	KEGEL- HEGYESI(HUN)				
1		8-7	4-8		44%	1	3
2	7-8		8-4		55%	1	1
3	8-4	4-8			50%	1	
4							
5							



# TENIS

**Grado:**

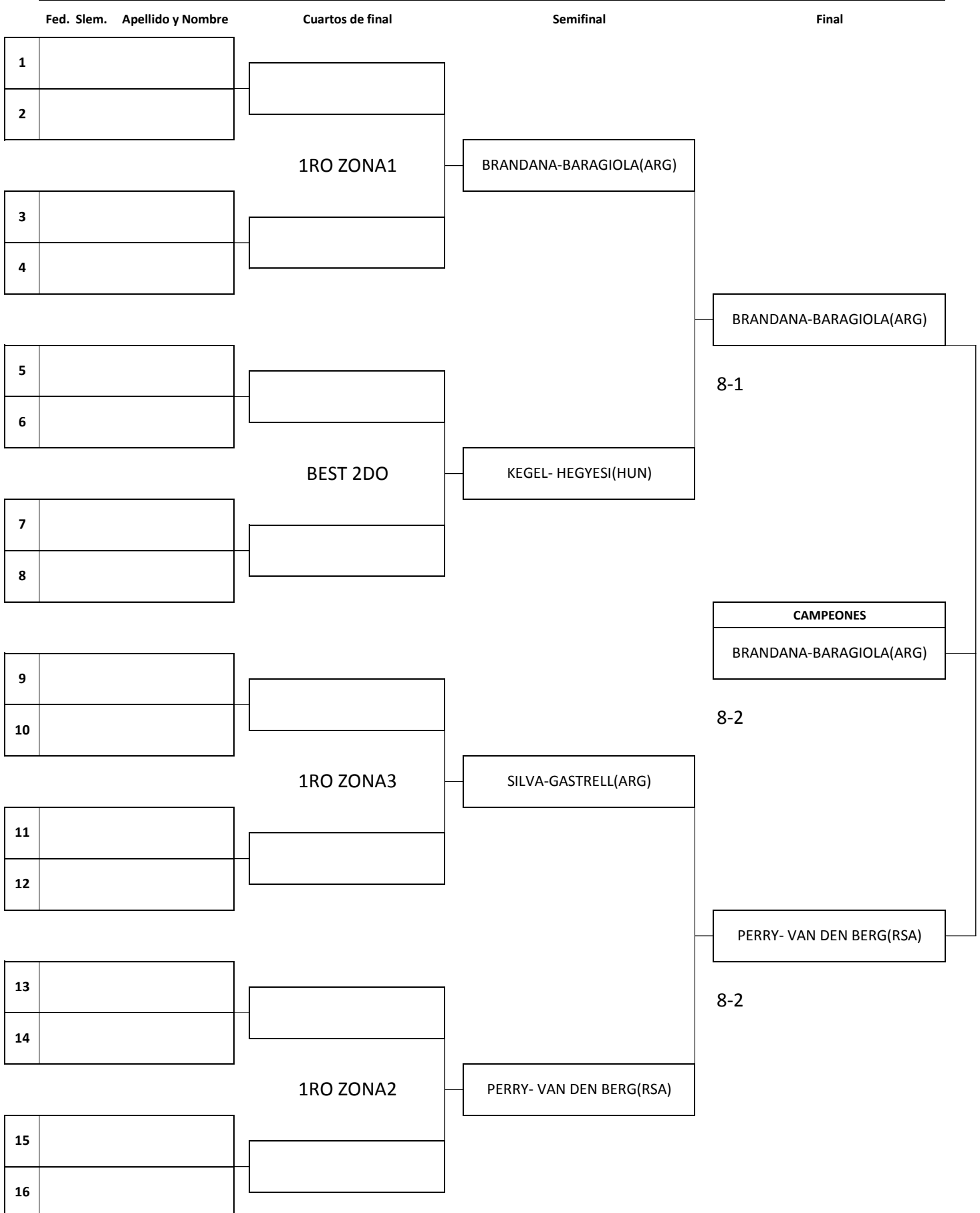
**Fecha:**

**Sede:**

**Cate:** DOBLE 30-49 MASC

**Prueba:**

**Árbitro General:**







**MUNDIAL TRASPLANTADOS 2015**  
**VÓLEIBOL / VOLLEYBALL**  
**RESULTADOS**

Nº	Hora	Cancha	Zona	Resultados										Observaciones			
				Equipo	Resultado	Equipo	Resultado	NP	1er. Set	2do. Set	3er. Set	Totales					
1	08:30	1	1	HUN	2	GER	0		25	3	25	12			50	15	
2	08:30	2	2	NED	2	CAN	0		25	11	25	4			50	15	
3	08:30	3	3	ARG	2	GBR	0		25	21	25	22			50	43	
9	10:00	1	1	HUN	2	FRA	0		25	2	25	5			50	7	
10	10:00	2	2	NED	2	ITA	0		25	4	25	9			50	13	
11	10:00	3	3	ARG	2	SUI	0		25	7	25	10			50	17	
17	11:30	1	1	GER	2	FRA	0		25	20	25	10			50	30	
18	11:30	2	2	CAN	2	ITA	1		9	25	25	15	15	9	49	49	
19	11:30	3	3	GBR	2	SUI	0		25	13	25	8			50	21	
49	15:00	1	SF1	HUN	1	NED	2		25	21	20	25	8	15	53	61	
50	15:00	2	SF2	ARG	2	GBR	0		25	10	25	10			50	20	
61	17:00	2	3º Y 4º	HUN	2	GBR	0		25	7	25	10			50	17	
63	17:00	3	1º Y 2º	NED	2	ARG	0		25	20	25	22			50	42	

ZONA 1													Ubicaciones Finales Etapa Clasificatoria	
Cód.	EQUIPO	Pts	PJ	PG	PP	NP	SG	SP	GF	GC	Dif			
1	HUN	4	2	2	0	0	4	0	100	22	78	1ºZ1	HUN	
2	GER	3	2	1	1	0	2	2	65	80	-15	2ºZ1	GER	
3	FRA	2	2	0	2	0	0	4	37	100	-63	3ºZ1	FRA	

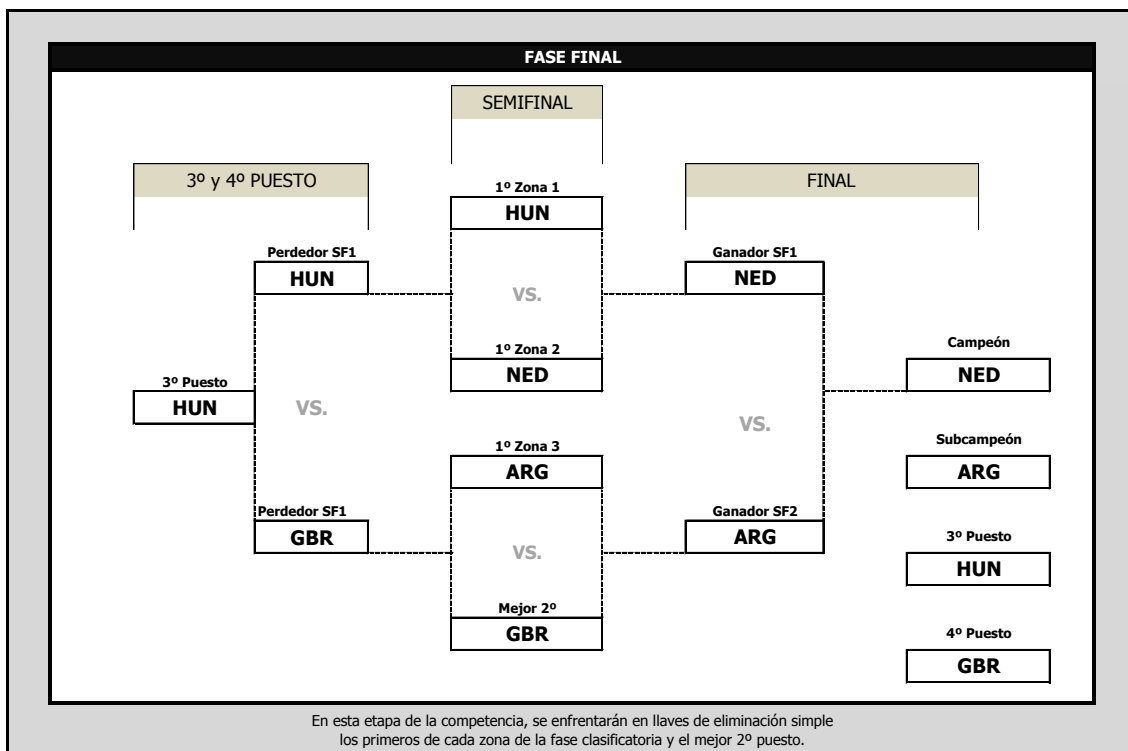
ZONA 2													Ubicaciones Finales Etapa Clasificatoria	
Cód.	EQUIPO	Pts	PJ	PG	PP	NP	SG	SP	GF	GC	Dif			
4	NED	4	2	2	0	0	4	0	100	28	72	1ºZ2	NED	
5	CAN	3	2	1	1	0	2	3	64	99	-35	2ºZ2	CAN	
6	ITA	2	2	0	2	0	1	4	62	99	-37	3ºZ2	ITA	

ZONA 3													Ubicaciones Finales Etapa Clasificatoria	
Cód.	EQUIPO	Pts	PJ	PG	PP	NP	SG	SP	GF	GC	Dif			
7	ARG	4	2	2	0	0	4	0	100	60	40	1ºZ3	ARG	
8	GBR	3	2	1	1	0	2	2	93	71	22	2ºZ3	GBR	
9	SUI	2	2	0	2	0	0	4	38	100	-62	3ºZ3	SUI	


  

Mejor 2º Clasificado a Semifinales	
2º	GBR



 (<http://www.facebook.com/officialworldtransplantgames>)

 (<https://twitter.com/wtg2015Arg>)

 IN | ACCESSIBILITY | (</accesibilidad/>) SITE MAP

(</mapadelsitio/>)




Juegos Mundiales para Trasplantados  
**ARGENTINA**  
MAR DEL PLATA 2015

(/)

 HOME (/) / NEWS / MEDAL

## MEDAL



Country				Total
Britain & IN	122	76	48	246
Argentina	54	44	46	144

South Africa	41	24	24	89
Hungary	41	2. 3	2. 3	87
United States	30	31	26	87
Iran	27	22	28	77
Germany	26	24	12	62
France	24	2. 3	28	75
Thailand	18	27	18	63
Canada	13	14	eleven	38
Switzerland	9	12	5	26
Netherlands (Holland)	8	22	19	49
Australia	8	6	10	24
Czech Republic	7	4	4	fifteen
Ireland	7	4	1	12
Finland	5	7	10	22
Greece	4	5	4	13
Hong Kong	4	1	12	17
Tunisia	4	1	0	5
Italy	3	4	5	12
Austria	3	2	6	eleven
Belgium	3	2	1	6
Chile	3	1	2	6
New Zealand	3	1	2	6
China	3	0	1	4
Poland	2	4	4	10

Singapore	2	3	eleven	16
Portugal	2	2	0	4
Cyprus	2	0	1	3
Mexico	1	3	3	7
Brazil	1	2	2	5
Slovakia	1	2	2	5
Japan	1	1	3	5
India	1	1	1	3
Norway	0	1	3	4
Sweden	0	1	0	1
Spain	0	0	4	4
South Korea	0	0	1	1
Bulgaria	0	0	0	0
Colombia	0	0	0	0
Iceland	0	0	0	0
Malaysia	0	0	0	0
Nepal	0	0	0	0
Uruguay	0	0	0	0

[<Back \(../\)](#)

[START \(/\)](#)

[THE GAMES \(/losjuegos/\)](#)

[SPORTS \(/deportes/\)](#)