

50 6-8

Men

Final

Heat: 1

Pos	Mark	W	Athlete	Country	Bib	Obs.
1º	11.86		ALEJANDRO GARCÍA FLORES	Spain	1824	

50 6-8

Women

Final

Heat: 1

Pos	Mark	W	Athlete	Country	Bib	Obs.
1º	11.59		LISA BROWN	New Zealand	1646	
2º	11.67		ADDISON MCARTHUR	Canada	337	
3º	11.74		SAHO KIKUCHI	Japan	1482	

50 9-11

Men

Final

Heat: 1

Pos	Mark	W	Athlete	Country	Bib	Obs.
1º	8.66		ALEXANDER BLUMBERG	Germany	657	
2º	9.41		SANTIAGO DIEZ CREVECOREVR	Argentina	167	
3º	9.60		ALEK CARTRON	France	571	

50 9-11

Women

Final

Heat: 1

Pos	Mark	W	Athlete	Country	Bib	Obs.
1º	9.75		MARÍA RUEDA RODRIGUEZ	Spain	1886	
2º	10.07		ADANA ZUCCOLOTTO	Argentina	102	
3º	10.85		HANNA SZYMKOWIAK	Poland	1672	

100 12-14

Men

Final

Heat: 1

Pos	Mark	W	Athlete	Country	Bib	Obs.
1º	14.37		JAKOBUS ABRAHAM BOSHOFF	South Africa	1763	
2º	14.55		MARCEL BERLAU	Germany	709	

3 °	14.78	KIAN SHAH-ACKROYD	United States	2190
4 °	17.10	RAYAN BOUCHAMA	France	636
5 °	18.38	TOMAS SMAZAK	Czech Republic	503
6 °	28.69	HANS ANTONIO VACA MORAN	Spain	1859

100 12-14

Women

Final

Heat: 1

Pos	Mark	W	Athlete	Country	Bib	Obs.
1 °	13.65		GWENDOLYNN WOODEN	United States	2136	
2 °	14.57		ELSPETH HELEN FRENCH	Great Britain and Northern Ireland	848	
3 °	15.64		ALICIA SEMENIUK	Canada	338	
4 °	16.39		HOLLIE MAY SIMPSON	Great Britain and Northern Ireland	877	
5 °	16.68		CLAUDIA MYRA CARTER	Australia	193	
6 °	16.80		ALICE TAPPING	France	573	
7 °	17.32		RÉKA NAGY	Hungary	1208	

100 15-17

Men

Final

Heat: 1

Pos	Mark	W	Athlete	Country	Bib	Obs.
1 °	12.91		TITREK FIDEL NKADIMENG	South Africa	1811	
2 °	12.95		JAMES WILLIAM BARTLETT	Great Britain and Northern Ireland	893	
3 °	13.12		BRADLEY STANLEY	Australia	183	
4 °	13.33		LUKE ELIAS ALEXANDER	Great Britain and Northern Ireland	948	
5 °	13.40		DAMON BURGMAN	Netherlands	1543	
6 °	14.52		KURTJIN TENG LIUM	Singapore	1717	
7 °	15.44		ANDREW JAMES WESTERLUND	Canada	342	
8 °	17.81		KEITA HORII	Japan	1474	

100 15-17

Women

Final

Heat: 1

Pos	Mark	W	Athlete	Country	Bib	Obs.
1 °	14.16		KRISTEN HENRY	South Africa	1773	
2 °	15.06		JULIANA CREDEDIO	Argentina	141	
3 °	15.32		MILLIE STOBIE PLATTS	Great Britain and Northern Ireland	981	

4º	15.41	ABBY FARNSWORTH	Canada	336
5º	15.42	VIRÁG JENES	Hungary	1220
6º	15.57	VIVIEN GYÖMÖREI	Hungary	1221

100 18-29

Men

Final

Heat: 1

Pos	Mark	W	Athlete	Country	Bib	Obs.
1º	11.10		ÁDÁM BÁLINT VELKEY-GUTH	Hungary	1159	
2º	11.27		MATT AUGUSTINE FIELD	New Zealand	1648	
3º	11.52		MARTINIQUE DU PREEZ	South Africa	1790	
4º	11.76		ADAM WALL	Great Britain and Northern Ireland	753	
5º	12.01		SÁNDOR JÁNKA	Hungary	1211	
6º	12.25		ALBERTO TORRES COLLADO	Spain	1822	
7º	12.54		SÖREN WITT	Germany	737	
8º	12.89		PIOTR BREJNAK	Poland	1683	
9º	13.22		MATHIAS OVERJERO	Argentina	158	

100 18-29

Men

Semifinal

Heat: 1

Pos	Mark	W	Athlete	Country	Bib	Obs.
1º	11.75		ÁDÁM BÁLINT VELKEY-GUTH	Hungary	1159	
2º	12.32		ADAM WALL	Great Britain and Northern Ireland	753	
3º	12.52		SÁNDOR JÁNKA	Hungary	1211	
4º	13.01		SÖREN WITT	Germany	737	
5º	13.60		MATHIAS OVERJERO	Argentina	158	
6º	14.17		DONÁT SZABÓ	Hungary	1174	
7º	14.28		TOMI SYVÄJÄRVI	Finland	564	

Heat: 2

Pos	Mark	W	Athlete	Country	Bib	Obs.
1º	11.93		MATT AUGUSTINE FIELD	New Zealand	1648	
2º	12.21		MARTINIQUE DU PREEZ	South Africa	1790	
3º	12.84		ALBERTO TORRES COLLADO	Spain	1822	
4º	12.90		PIOTR BREJNAK	Poland	1683	

5 °	13.61	MATTHEW TAN	Singapore	1719
6 °	14.26	ALEKSANDER KRISTENSEN	Norway	1653
7 °	14.98	IBRAHIM HALEEM	United States	2146

100 18-29

Women

Final

Heat: 1

Pos	Mark	W	Athlete	Country	Bib	Obs.
1 °	13.75		ALEXANDRA FUNK	Germany	658	
2 °	14.32		EMMA HILTON	Great Britain and Northern Ireland	852	
3 °	14.62		KATHARINA BARTSCH	Germany	704	
4 °	14.83		MASOUMEH REZAEI	Iran, Islamic Republic of	1290	
5 °	15.47		ESTEFANIA LIBONATTI	Argentina	123	
6 °	16.04		CHARLÈNE LAGOUTTE	France	582	
7 °	16.49		CONSTANCE CONSTANCE COLLINS	United States	2086	
8 °	21.30		YAN TING CHIU	Hong Kong	1155	
9 °	21.31		SARAH TAN	Singapore	1720	

100 30-39

Men

Final

Heat: 1

Pos	Mark	W	Athlete	Country	Bib	Obs.
1 °	11.29		EDWIN YAMOAHA	Great Britain and Northern Ireland	837	
2 °	11.50		MATTHEW CAVE	Great Britain and Northern Ireland	967	
3 °	11.67		SAEID MONTAZER PARCHI	Iran, Islamic Republic of	1326	
4 °	11.96		HECTOR CASTRO	Argentina	213	
5 °	12.25		LUIS DIAZ	Chile	449	
6 °	12.55		JOE MATTHEWS	Great Britain and Northern Ireland	911	
7 °	12.87		THANAKRIT PAKKARANANG	Thailand	2026	
8 °	13.22		FABRICE DUNON	France	594	
9 °	13.46		GARTH LEWIS	Great Britain and Northern Ireland	862	

100 30-39

Men

Semifinal

Heat: 1

Pos	Mark	W	Athlete	Country	Bib	Obs.
1 °	11.65		EDWIN YAMOAHA	Great Britain and Northern Ireland	837	

2º	12.03	MATTHEW CAVE	Great Britain and Northern Ireland	967
3º	12.10	SAEID MONTAZER PARCHI	Iran, Islamic Republic of	1326
4º	12.42	HECTOR CASTRO	Argentina	213
5º	12.59	JOE MATTHEWS	Great Britain and Northern Ireland	911
6º	13.45	FABRICE DUNON	France	594
7º	13.52	GARTH LEWIS	Great Britain and Northern Ireland	862
8º	13.89	FEDERICO SALTON	Italy	1425
9º	14.60	JABER TIMA	Iran, Islamic Republic of	1273

Heat: 2

Pos	Mark	W	Athlete	Country	Bib	Obs.
1º	13.38		THANAKRIT PAKKARANANG	Thailand	2026	
2º	13.57		JAVIER RODRIGUEZ AMOR	Spain	1865	
3º	14.61		JAVIER MIRANDA FERNÁNDEZ	Spain	1863	
4º	14.86		LEBOHANG HANS MOABENG	South Africa	1774	
5º	14.91		GERARDO REYNA	SPAIN	1881	
6º	15.43		SERGIO COBOS	Spain	1917	
7º	16.10		MARCO MESTRINER	Italy	1442	

Heat: 3

Pos	Mark	W	Athlete	Country	Bib	Obs.
1º	12.71		LUIS DIAZ	Chile	449	
2º	13.66		MATIAS MARTINO	Chile	450	
3º	14.14		BEN BEN DAO	United States	2069	

100 30-39

Women

Final

Heat: 1

Pos	Mark	W	Athlete	Country	Bib	Obs.
1º	12.83		EMMA LOUISE WILTSHIRE	Great Britain and Northern Ireland	851	
2º	14.17		SURETHA MAARTENS	South Africa	1807	
3º	14.62		TALA JALLAD	United States	2287	
4º	16.68		TRACY JAYNE BAKER	Great Britain and Northern Ireland	1084	
5º	16.88		ASHLEIGH MOUNGER	United States	2062	
6º	17.92		TUISKU-TUULIA LEINONEN	Finland	567	
7º	21.56		ARUNEE PINIJWARAPORN	Thailand	1975	

100 30-39

Women

Semifinal

Heat: 1

Pos	Mark	W	Athlete	Country	Bib	Obs.
1º	13.98		EMMA LOUISE WILTSHIRE	Great Britain and Northern Ireland	851	
2º	15.96		TRACY JAYNE BAKER	Great Britain and Northern Ireland	1084	
3º	16.33		JULIA LINDHEIMER	Germany	700	
4º	17.88		TUISKU-TUULIA LEINONEN	Finland	567	
5º	18.66		ANNE-MARIE KOESLAG	Canada	343	
6º	24.92		REENA RAJU	India	1231	

Heat: 2

Pos	Mark	W	Athlete	Country	Bib	Obs.
1º	13.97		SURETHA MAARTENS	South Africa	1807	
2º	14.61		TALA JALLAD	United States	2287	
3º	16.69		ASHLEIGH MOUNGER	United States	2062	
4º	20.21		ARUNEE PINIJWARAPORN	Thailand	1975	
5º	20.69		HILARY RUTH HOAGWOOD	United States	2140	

100 40-49

Men

Final

Heat: 1

Pos	Mark	W	Athlete	Country	Bib	Obs.
1º	11.49		STEPHEN ALAN JARVIS	Great Britain and Northern Ireland	1062	
2º	11.80		ANAAM RAHBAR	Iran, Islamic Republic of	1243	
3º	12.14		RÓBERT LÁSZLÓ GELENCSÉR	Hungary	1209	
4º	12.82		CSABA ZILAJ	Hungary	1173	
5º	13.36		NICHOLAS CONDON	Great Britain and Northern Ireland	991	
6º	13.66		PAKAWAT MAKLANG	Thailand	2000	
7º	14.66		LUDOVIC BEL	France	606	
8º	14.97		JUKKA SAARINEN	Finland	528	
9º	20.58		HITOSHI TOTSUKA	Japan	1471	

100 40-49

Men

Semifinal

Heat: 1

Pos	Mark	W	Athlete	Country	Bib	Obs.
1º	11.98		STEPHEN ALAN JARVIS	Great Britain and Northern Ireland	1062	
2º	13.21		CSABA ZILAJ	Hungary	1173	
3º	13.56		NICHOLAS CONDON	Great Britain and Northern Ireland	991	
4º	14.97		LUDOVIC BEL	France	606	
5º	15.52		JUKKA SAARINEN	Finland	528	

Heat: 2

Pos	Mark	W	Athlete	Country	Bib	Obs.
1º	12.16		ANAAM RAHBAR	Iran, Islamic Republic of	1243	
2º	12.74		RÓBERT LÁSZLÓ GELENCSÉR	Hungary	1209	
3º	13.67		PAKAWAT MAKLANG	Thailand	2000	
4º	13.86		HITOSHI TOTSUKA	Japan	1471	

100 40-49

Women

Final

Heat: 1

Pos	Mark	W	Athlete	Country	Bib	Obs.
1º	15.38		LIÈGE PEREIRA GAUTÉRIO	Brazil	328	
2º	16.00		PETRA VOVESNÁ	Czech Republic	501	
3º	16.07		EMMERENTIA NELA LE ROUX	South Africa	1749	
4º	16.22		KERSTIN KLEE	Germany	705	
5º	16.70		MONIA CARDIN	Italy	1453	
6º	18.34		SABINA CODATO	Italy	1459	
7º	18.67		LARA BEEKMAN	Switzerland	1959	
8º	19.14		ZOE DIXON	Great Britain and Northern Ireland	1091	
			MICHELLE MADELENE REINHARDT MC CAB	Ireland	1380	DQ

100 40-49

Women

Semifinal

Heat: 1

Pos	Mark	W	Athlete	Country	Bib	Obs.
1º	18.01		LIÈGE PEREIRA GAUTÉRIO	Brazil	328	
2º	18.83		PETRA VOVESNÁ	Czech Republic	501	

3º	18.96	KERSTIN KLEE	Germany	705
4º	19.37	JOHANNA KANKAANPÄÄ	Finland	523
5º	21.48	CHRISTINA DEMETRIOU	Cyprus	491
6º	22.25	DEANNA KATHERINE BRADY	Canada	362

Heat: 2

Pos	Mark	W	Athlete	Country	Bib	Obs.
1º	15.62		MICHELLE MADELENE REINHARDT MC CAB	Ireland	1380	
2º	16.50		MONIA CARDIN	Italy	1453	
3º	16.76		EMMERENTIA NELA LE ROUX	South Africa	1749	
4º	18.53		ZOE DIXON	Great Britain and Northern Ireland	1091	
5º	18.74		LARA BEEKMAN	Switzerland	1959	
6º	19.16		SABINA CODATO	Italy	1459	

100 50-59

Men

Final

Heat: 1

Pos	Mark	W	Athlete	Country	Bib	Obs.
1º	12.52		THOMAS THOMAS RACK	Germany	743	
2º	13.52		STANLEY ANDRE HENKEMAN	South Africa	1806	
3º	13.87		GABRIEL NOVOA	Argentina	127	
4º	15.69		OLAF NEUKE	Germany	723	
5º	16.18		PHILIPPE CHAUVEAU	France	629	
			HOWARD DELL	United States	2144	DNF

100 50-59

Men

Semifinal

Heat: 1

Pos	Mark	W	Athlete	Country	Bib	Obs.
1º	14.44		GABRIEL NOVOA	Argentina	127	
2º	16.27		OLAF NEUKE	Germany	723	
3º	16.82		PHILIPPE CHAUVEAU	France	629	
4º	17.40		BRADLEY WOOD	Canada	350	
5º	22.13		RAINER WECKECK	Germany	729	

Heat: 2

Pos	Mark	W	Athlete	Country	Bib	Obs.
1º	13.55		HOWARD DELL	United States	2144	
2º	14.36		STANLEY ANDRE HENKEMAN	South Africa	1806	
3º	14.81		THOMAS THOMAS RACK	Germany	743	
4º	15.90		JOSE GARCIA MONTESINOS	Spain	1871	
5º	18.36		ENRIQUE PASCUAL	Spain	1848	

100 50-59

Women

Final

Heat: 1

Pos	Mark	W	Athlete	Country	Bib	Obs.
1º	14.28		TUIJA HELANDER	Finland	566	
2º	15.04		MICHELLE DALEY	Australia	250	
3º	16.10		MICHELLE MITCHELL	Great Britain and Northern Ireland	978	
4º	16.52		LINDA PETROVSKI	Australia	234	
5º	17.82		DINORAH ARAMBULA	United States	2107	
6º	17.83		ELVIRA MENDIBURO	Argentina	121	
7º	19.20		THERESIA BRAUN	Italy	1466	
8º	20.39		DENISE NEELY	United States	2104	

100 50-59

Women

Semifinal

Heat: 1

Pos	Mark	W	Athlete	Country	Bib	Obs.
1º	14.39		TUIJA HELANDER	Finland	566	
2º	14.94		MICHELLE DALEY	Australia	250	
3º	16.53		LINDA PETROVSKI	Australia	234	
4º	17.58		ELVIRA MENDIBURO	Argentina	121	
5º	19.83		MONIKA WEIDT	Germany	719	
6º	22.36		MARGARET MARY BENSON	Canada	411	

Heat: 2

Pos	Mark	W	Athlete	Country	Bib	Obs.
1º	16.48		MICHELLE MITCHELL	Great Britain and Northern Ireland	978	

2º	17.32	DINORAH ARAMBULA	United States	2107	
3º	18.22	THERESIA BRAUN	Italy	1466	
4º	19.16	DENISE NEELY	United States	2104	
5º	20.61	MARIE O'CONNOR	Ireland	1373	
		HEIDI VAN AS	South Africa	1754	DNF

100 60-69

Men

Final

Heat: 1

Pos	Mark	W	Athlete	Country	Bib	Obs.
1º	14.27		DIETER POERSCHMANN	Germany	677	
2º	14.94		SUWAN BAMRUNG	Thailand	2025	
3º	15.33		RONALD GRAINGER	Ireland	1389	
4º	15.66		PRAMOTE LADSUWAN	Thailand	2006	
5º	16.13		MAURI KUOTOLA	Finland	536	
6º	16.72		JAMES JOSEPH O'DOHERTY	Canada	380	
7º	19.34		LENNART ALF TORSTEN EKDAHL	Sweden	1932	
8º	21.81		HANNU OUVINEN	Finland	517	

100 60-69

Men

Semifinal

Heat: 1

Pos	Mark	W	Athlete	Country	Bib	Obs.
1º	15.51		DIETER POERSCHMANN	Germany	677	
2º	16.96		JAMES JOSEPH O'DOHERTY	Canada	380	
3º	16.98		MAURI KUOTOLA	Finland	536	
4º	22.49		HANNU OUVINEN	Finland	517	

Heat: 2

Pos	Mark	W	Athlete	Country	Bib	Obs.
1º	15.91		RONALD GRAINGER	Ireland	1389	
2º	16.08		SUWAN BAMRUNG	Thailand	2025	
3º	16.22		PRAMOTE LADSUWAN	Thailand	2006	
4º	20.33		LENNART ALF TORSTEN EKDAHL	Sweden	1932	
5º	23.57		CHAK PING SEM	Hong Kong	1125	

100 60-69

Women

Final

Heat: 1

Pos	Mark	W	Athlete	Country	Bib	Obs.
1º	20.11		GENEVIÈVE ANTHAMATTEN	Switzerland	1953	
2º	20.46		SANDIE ELIZABETH TILEY	Great Britain and Northern Ireland	1046	
3º	23.40		IRENE ANDERSON JEFFERS	Great Britain and Northern Ireland	881	

100 70+

Men

Final

Heat: 1

Pos	Mark	W	Athlete	Country	Bib	Obs.
1º	19.26		KIN PING LEUNG	Hong Kong	1135	
2º	19.38		DEREK EDWYNNE JOHNSON	Great Britain and Northern Ireland	832	
3º	20.26		RICHARD PAUL FORD	United States	2253	
4º	20.43		TERRY EDWARD WRIGHT	Great Britain and Northern Ireland	1077	
5º	24.81		JEAN CLAUDE LE BOURHIS	France	598	
6º	28.08		VINCENT W. FEARON	Canada	440	

100 70+

Women

Final

Heat: 1

Pos	Mark	W	Athlete	Country	Bib	Obs.
1º	20.79		JENNIFER MAY HOSKING	Australia	219	
2º	22.95		MARION PHYLLIS OLDFIELD	South Africa	1785	
3º	31.15		BARBARA JEAN BRECKENRIDGE	United States	2067	

100 DONOR

Men

Final

Heat: 1

Pos	Mark	W	Athlete	Country	Bib	Obs.
1º	11.92		PAUL HÜNECKE	Germany	725	
2º	14.98		FRANKIE OKANE	Great Britain and Northern Ireland	859	
3º	15.12		SHAUN CARTER	Australia	273	
4º	15.34		PHILLIP WILLIAM GAY	Great Britain and Northern Ireland	1019	
5º	18.09		SIMON NICHOLLS	Great Britain and Northern Ireland	1059	
6º	35.68		DAVE MICHAEL PETRICK	United States	2093	

100 DONOR

Women

Final

Heat: 1

Pos	Mark	W	Athlete	Country	Bib	Obs.
1º	16.81		ANA RUEDA RODRIGUEZ	Spain	1825	
2º	17.76		GILL OWENS	Great Britain and Northern Ireland	869	
3º	17.93		CARI LAUREN MUTNICK	United States	2076	
4º	18.17		SU BRIMBLE	Great Britain and Northern Ireland	1068	
5º	18.27		ADRIENNE SMITH	New Zealand	1630	
6º	18.77		CHAKÉ CARTRON-MAKARDIDJIAN	France	581	
7º	18.93		GILLIAN AUDREY CHILDS	Great Britain and Northern Ireland	871	
8º	21.50		SYLVIE CHARBONNEAU	Canada	435	

200 12-14

Men

Final

Heat:

Pos	Mark	W	Athlete	Country	Bib	Obs.
1º	.0		MARCEL BERLAU	Germany	709	

200 12-14

Women

Final

Heat: 1

Pos	Mark	W	Athlete	Country	Bib	Obs.
1º	31.93		ELSPETH HELEN FRENCH	Great Britain and Northern Ireland	848	
2º	36.62		CLAUDIA MYRA CARTER	Australia	193	
3º	37.06		RÉKA NAGY	Hungary	1208	
4º	40.20		ALICE TAPPING	France	573	

200 15-17

Men

Final

Heat: 1

Pos	Mark	W	Athlete	Country	Bib	Obs.
1º	27.50		JAMES WILLIAM BARTLETT	Great Britain and Northern Ireland	893	
2º	27.68		DAMON BURGMAN	Netherlands	1543	
3º	28.08		BRADLEY STANLEY	Australia	183	
4º	32.36		KI SANG CHOI	Hong Kong	1133	

5 ° 36.04

ANDREW JAMES WESTERLUND

Canada

342

200 15-17

Women

Final

Heat: 1

Pos	Mark	W	Athlete	Country	Bib	Obs.
1 °	33.12		JULIANA CREDEDIO	Argentina	141	
2 °	33.88		MILLIE STOBIE PLATTS	Great Britain and Northern Ireland	981	
3 °	35.15		VIRÁG JENES	Hungary	1220	
4 °	38.82		TSZ LING SO	Hong Kong	1151	
5 °	43.24		VIVIEN GYÖMÖREI	Hungary	1221	

200 18-29

Men

Final

Heat: 1

Pos	Mark	W	Athlete	Country	Bib	Obs.
1 °	23.41		ÁDÁM BÁLINT VELKEY-GUTH	Hungary	1159	
2 °	23.70		MATTHEW SALKELD	Great Britain and Northern Ireland	969	
3 °	25.81		ADAM WALL	Great Britain and Northern Ireland	753	
4 °	26.23		SÖREN WITT	Germany	737	
5 °	31.25		MATHIAS OVERJERO	Argentina	158	

Heat: 2

Pos	Mark	W	Athlete	Country	Bib	Obs.
1 °	24.34		SCOTT VERNON SIMON	United States	2273	
2 °	24.93		MATT AUGUSTINE FIELD	New Zealand	1648	
3 °	26.06		SÁNDOR JÁNKA	Hungary	1211	
4 °	27.15		PIOTR BREJNAK	Poland	1683	
5 °	29.54		DONÁT SZABÓ	Hungary	1174	

200 18-29

Women

Final

Heat: 1

Pos	Mark	W	Athlete	Country	Bib	Obs.
1 °	30.88		EMMA HILTON	Great Britain and Northern Ireland	852	
2 °	31.67		MASOUMEH REZAEI	Iran, Islamic Republic of	1290	

3 °	33.03	BERA ANNE WIERHAKE	Germany	667
4 °	35.09	GISELA ROMERO ANCIRA	Mexico	1513
5 °	39.27	JOELLE ATKINSON	United States	2166
6 °	48.21	YAN TING CHIU	Hong Kong	1155

200 30-39

Men

Final

Heat: 1

Pos	Mark	W	Athlete	Country	Bib	Obs.
1 °	24.25		MATTHEW CAVE	Great Britain and Northern Ireland	967	
2 °	24.43		EDWIN YAMOAHA	Great Britain and Northern Ireland	837	
3 °	25.66		LUIS DIAZ	Chile	449	
4 °	27.65		JAMES COLBECK	Great Britain and Northern Ireland	889	

Heat: 2

Pos	Mark	W	Athlete	Country	Bib	Obs.
1 °	24.54		SAEID MONTAZER PARCHI	Iran, Islamic Republic of	1326	
2 °	26.98		THANAKRIT PAKKARANANG	Thailand	2026	
3 °	29.11		FEDERICO SALTON	Italy	1425	
4 °	30.78		BEN BEN DAO	United States	2069	
5 °	31.52		JAVIER MIRANDA FERNÁNDEZ	Spain	1863	

200 30-39

Women

Final

Heat: 1

Pos	Mark	W	Athlete	Country	Bib	Obs.
1 °	27.89		EMMA LOUISE WILTSHIRE	Great Britain and Northern Ireland	851	
2 °	30.70		SURETHA MAARTENS	South Africa	1807	
3 °	32.07		MELISSA JANE FEHR	Great Britain and Northern Ireland	974	
4 °	39.54		TUISKU-TUULIA LEINONEN	Finland	567	

200 40-49

Men

Final

Heat: 1

Pos	Mark	W	Athlete	Country	Bib	Obs.
1 °	24.45		STEPHEN ALAN JARVIS	Great Britain and Northern Ireland	1062	

2º	25.91	ANAAM RAHBAR	Iran, Islamic Republic of	1243
3º	26.29	RÓBERT LÁSZLÓ GELENCSÉR	Hungary	1209
4º	27.81	CSABA ZILAJ	Hungary	1173
5º	28.77	NICHOLAS CONDON	Great Britain and Northern Ireland	991
6º	32.92	KAI KAI PLÜMER	Germany	702

Heat: 2

Pos	Mark	W	Athlete	Country	Bib	Obs.
1º	28.45		NIRANDR OUISUA	Thailand	1997	
2º	29.39		PAKAWAT MAKLANG	Thailand	2000	
3º	31.79		RODRIGO RIOS	Mexico	1522	
4º	34.56		STEFANO SELVA	Italy	1463	

200 40-49

Women

Final

Heat: 1

Pos	Mark	W	Athlete	Country	Bib	Obs.
1º	33.13		PETRA VOVESNÁ	Czech Republic	501	
2º	34.18		JOHANNA KANKAANPÄÄ	Finland	523	
3º	36.97		MONIA CARDIN	Italy	1453	
4º	42.44		SOPHIA GIN	Canada	428	
5º	3 34.58		LIÈGE PEREIRA GAUTÉRIO	Brazil	328	

200 50-59

Men

Final

Heat: 1

Pos	Mark	W	Athlete	Country	Bib	Obs.
1º	25.79		ANDRZEJ - HAJ	Poland	1665	
2º	27.37		THOMAS THOMAS RACK	Germany	743	
3º	31.18		ANDRE LASSOOIJ	Netherlands	1529	
4º	31.34		JAMES A NOLAN	Ireland	1367	
5º	46.70		OLAF NEUKE	Germany	723	

200 50-59

Women

Final

Heat: 1

Pos	Mark	W	Athlete	Country	Bib	Obs.
1 °	31.66		TUIJA HELANDER	Finland	566	
2 °	34.28		MICHELLE MITCHELL	Great Britain and Northern Ireland	978	

200 60-69

Men

Final

Heat: 1

Pos	Mark	W	Athlete	Country	Bib	Obs.
1 °	34.85		PRAMOTE LADSUWAN	Thailand	2006	
2 °	34.93		SUWAN BAMRUNG	Thailand	2025	
3 °	36.66		MAURI KUOTOLA	Finland	536	
4 °	37.72		JAMES JOSEPH O'DOHERTY	Canada	380	
5 °	43.99		PETER RODE	Germany	727	
6 °	44.28		ALBERTO DOMINGUEZ	Argentina	105	
			GHOLAMHASAN KIANPOUR	Iran, Islamic Republic of	1266	DNF

200 60-69

Women

Final

Heat: 1

Pos	Mark	W	Athlete	Country	Bib	Obs.
1 °	44.14		GENEVIÈVE ANTHAMATTEN	Switzerland	1953	
2 °	46.36		SANDIE ELIZABETH TILEY	Great Britain and Northern Ireland	1046	
3 °	57.95		JUTTA LUDWIG	Austria	292	

200 70+

Men

Final

Heat: 1

Pos	Mark	W	Athlete	Country	Bib	Obs.
1 °	42.20		DEREK EDWYNNE JOHNSON	Great Britain and Northern Ireland	832	
2 °	42.52		PETER E. STOETZER	Germany	728	
3 °	44.49		RICHARD PAUL FORD	United States	2253	
4 °	50.70		KIN PING LEUNG	Hong Kong	1135	

200 70+

Women

Final

Heat: 1

Pos	Mark	W	Athlete	Country	Bib	Obs.
1 °	48.09		JENNIFER MAY HOSKING	Australia	219	
2 °	1 13.28		BARBARA JEAN BRECKENRIDGE	United States	2067	

400 18-29

Men

Final

Heat: 1

Pos	Mark	W	Athlete	Country	Bib	Obs.
1 °	53.89		MATTHEW SALKELD	Great Britain and Northern Ireland	969	
2 °	56.33		MONTAGUE PARNELL SUMMERS	Australia	251	
3 °	59.42		DECLAN BENNETT	Great Britain and Northern Ireland	830	
4 °	1 00.58		HERCULAAS CECIL LAMPRECHT	South Africa	1758	
5 °	1 09.36		PIOTR BREJNAK	Poland	1683	

400 18-29

Men

Semifinal

Heat: 1

Pos	Mark	W	Athlete	Country	Bib	Obs.
1 °	56.21		MATTHEW SALKELD	Great Britain and Northern Ireland	969	
2 °	58.00		MONTAGUE PARNELL SUMMERS	Australia	251	
3 °	1 02.46		MATT AUGUSTINE FIELD	New Zealand	1648	
4 °	1 08.38		ALEXANDRE HUMEAU	France	572	
5 °	1 08.65		ALEKSANDER KRISTENSEN	Norway	1653	

Heat: 2

Pos	Mark	W	Athlete	Country	Bib	Obs.
1 °	1 01.39		HERCULAAS CECIL LAMPRECHT	South Africa	1758	
2 °	1 05.44		DECLAN BENNETT	Great Britain and Northern Ireland	830	
3 °	1 05.46		PIOTR BREJNAK	Poland	1683	
4 °	1 09.42		MATTHEW TAN	Singapore	1719	

400 18-29

Women

Final

Heat: 1

Pos	Mark	W	Athlete	Country	Bib	Obs.
1º	1 14.77		BERA ANNE WIERHAKE	Germany	667	
2º	1 20.64		NILOOFAR MOHAMMADI	Iran, Islamic Republic of	1316	
3º	1 20.76		EMMA HILTON	Great Britain and Northern Ireland	852	
4º	1 51.03		AYESHA GRACE BROOKES	Great Britain and Northern Ireland	783	

400 30-39

Men

Final

Heat: 1

Pos	Mark	W	Athlete	Country	Bib	Obs.
1º	56.59		MATTHEW CAVE	Great Britain and Northern Ireland	967	
2º	58.10		VOJTĚCH KOUDELKA	Czech Republic	505	
3º	58.49		JAMES COLBECK	Great Britain and Northern Ireland	889	
4º	1 00.68		MOHAMMAD RASOULI	Iran, Islamic Republic of	1298	
5º	1 04.94		MPUMELEZO DAMANE	South Africa	1794	
6º	1 11.76		THANAKRIT PAKKARANANG	Thailand	2026	
7º	1 14.88		HAMDI DRIDI	Tunisia	2038	
8º	1 38.00		FRANCISCO ZAMORA	Spain	1854	

400 30-39

Women

Final

Heat: 1

Pos	Mark	W	Athlete	Country	Bib	Obs.
1º	1 11.29		MELISSA JANE FEHR	Great Britain and Northern Ireland	974	
2º	1 11.30		ORLA SMYTH	Great Britain and Northern Ireland	1004	
3º	1 22.42		SHIMA SHAHMANSOURI	Iran, Islamic Republic of	1343	
4º	1 29.66		RUTH ELINOR MEDCROFT	Great Britain and Northern Ireland	1041	

400 40-49

Men

Final

Heat: 1

Pos	Mark	W	Athlete	Country	Bib	Obs.
1º	58.37		STEPHEN ALAN JARVIS	Great Britain and Northern Ireland	1062	
2º	1 00.66		MARKO KARHUNEN	Finland	533	

3º	1 03.77	CSABA ZILAJ	Hungary	1173
4º	1 04.97	NIRANDR OUISUA	Thailand	1997
5º	1 09.97	EMILIO DOMÍNGUEZ MARQUEZ	Spain	1847
6º	1 11.33	FCO JAVIER CORDOBA ALVAREZ	Spain	1852
7º	1 13.55	RODRIGO RIOS	Mexico	1522

400 40-49

Men

Semifinal

Heat: 1

Pos	Mark	W	Athlete	Country	Bib	Obs.
1º	1 02.42		STEPHEN ALAN JARVIS	Great Britain and Northern Ireland	1062	
2º	1 03.17		MARKO KARHUNEN	Finland	533	
3º	1 05.79		MICHAEL GOHDES	Australia	249	
4º	1 06.94		CSABA ZILAJ	Hungary	1173	
5º	1 11.06		FERNANDO RAMIRO CARMONA	Mexico	1512	
6º	1 12.44		RODRIGO RIOS	Mexico	1522	

Heat: 2

Pos	Mark	W	Athlete	Country	Bib	Obs.
1º	1 05.87		NIRANDR OUISUA	Thailand	1997	
2º	1 06.68		EMILIO DOMÍNGUEZ MARQUEZ	Spain	1847	
3º	1 10.49		FCO JAVIER CORDOBA ALVAREZ	Spain	1852	
4º	1 14.34		PAKAWAT MAKLANG	Thailand	2000	
5º	1 21.67		DANIEL LEFU MATSOSO	South Africa	1740	

400 40-49

Women

Final

Heat: 1

Pos	Mark	W	Athlete	Country	Bib	Obs.
1º	1 20.50		SINEAD MCGOWAN	Ireland	1393	
2º	1 23.53		LINE BJERKE RENNESUND	Norway	1657	
3º	1 25.66		MONIA CARDIN	Italy	1453	
4º	1 40.59		BEE ENG DANG	Singapore	1709	

400 50-59

Men

Final

Heat: 1

Pos	Mark	W	Athlete	Country	Bib	Obs.
1º	1 00.49		ANDRZEJ - HAJ	Poland	1665	
2º	1 04.28		THOMAS THOMAS RACK	Germany	743	
3º	1 05.66		NEHAR NURLU	Germany	721	
4º	1 12.54		DONOVAN PETER WRIGHT	South Africa	1746	
5º	1 15.29		JAMES A NOLAN	Ireland	1367	
6º	1 22.53		HELMUT ANTON SCHRODT	Germany	696	
7º	1 24.49		CHRISTOFOROS POLYDOROU	Greece	1097	
8º	1 33.80		BRADLEY WOOD	Canada	350	

400 50-59

Women

Final

Heat: 1

Pos	Mark	W	Athlete	Country	Bib	Obs.
1º	1 12.16		MICHELLE DALEY	Australia	250	
2º	1 25.30		MICHELLE MITCHELL	Great Britain and Northern Ireland	978	
3º	1 26.93		MARIA JOSE REGA MOSCOSO	Spain	1891	
4º	1 32.33		ELVIRA MENDIBURO	Argentina	121	
5º	1 37.43		MARIE CLARE DEVINE	Great Britain and Northern Ireland	957	
6º	1 43.05		MONIQUE VAN LEUSDEN	Netherlands	1587	

400 60-69

Men

Final

Heat: 1

Pos	Mark	W	Athlete	Country	Bib	Obs.
1º	1 18.00		ANDREW LEWIS	Great Britain and Northern Ireland	773	
2º	1 20.41		MAREK STEŁĘGOWSKI	Poland	1678	
3º	1 23.44		MAURI KUOTOLA	Finland	536	
4º	1 30.17		FRANS TSHEKANE MALULEKI	South Africa	1752	
5º	1 41.79		NEJIB CHABBOUH	Tunisia	2042	
6º	1 52.12		LENNART ALF TORSTEN EKDAHL	Sweden	1932	
7º	1 52.48		PATRICK LESTAGE	France	626	

400 60-69

Men

Semifinal

Heat: 1

Pos	Mark	W	Athlete	Country	Bib	Obs.
1º	1 22.49		MAURI KUOTOLA	Finland	536	
2º	1 26.34		DIETER POERSCHMANN	Germany	677	
3º	1 26.66		NEJIB CHABBOUH	Tunisia	2042	
4º	1 47.02		JAMES JOSEPH O'DOHERTY	Canada	380	
5º	2 06.83		ALBERTO DOMINGUEZ	Argentina	105	

Heat: 2

Pos	Mark	W	Athlete	Country	Bib	Obs.
1º	1 18.30		ANDREW LEWIS	Great Britain and Northern Ireland	773	
2º	1 22.92		MAREK STELEŃGOWSKI	Poland	1678	
3º	1 26.82		FRANS TSHEKANE MALULEKI	South Africa	1752	
4º	1 44.56		LENNART ALF TORSTEN EKDAHL	Sweden	1932	
5º	1 47.68		PATRICK LESTAGE	France	626	

400 60-69

Women

Final

Heat: 1

Pos	Mark	W	Athlete	Country	Bib	Obs.
1º	1 54.93		SANDIE ELIZABETH TILEY	Great Britain and Northern Ireland	1046	
2º	2 03.65		LESLEY ANNE FORREST	Great Britain and Northern Ireland	936	

400 70+

Men

Final

Heat: 1

Pos	Mark	W	Athlete	Country	Bib	Obs.
1º	1 47.43		ANTHONY JOHN SCOTT	Great Britain and Northern Ireland	780	
2º	1 51.49		PETER E. STOETZER	Germany	728	
3º	2 08.64		JEAN CLAUDE LE BOURHIS	France	598	
4º	2 08.83		MICHAEL GIBBONS	Great Britain and Northern Ireland	976	
5º	2 19.31		KIN PING LEUNG	Hong Kong	1135	
6º	2 19.88		JIM BRIEN	United States	2163	

400 70+

Women

Final

Heat: 1

Pos	Mark	W	Athlete	Country	Bib	Obs.
1°	2 03.73		JOAN IRENE BELL	Great Britain and Northern Ireland	906	

800 18-29

Men

Final

Heat: 1

Pos	Mark	W	Athlete	Country	Bib	Obs.
1°	2 05.26		MATTHEW SALKELD	Great Britain and Northern Ireland	969	
2°	2 06.63		MONTAGUE PARNELL SUMMERS	Australia	251	
3°	2 17.77		HERCULAAS CECIL LAMPRECHT	South Africa	1758	
4°	2 32.17		MARKUS NIEMELÄ	Finland	534	
5°	2 34.94		ALEXANDRE HUMEAU	France	572	
6°	2 44.92		TYLER WADE AIREY	Australia	283	
7°	3 03.63		JOSHUA DUNCAN YATES	Australia	228	

800 18-29

Women

Final

Heat: 1

Pos	Mark	W	Athlete	Country	Bib	Obs.
1°	2 45.50		BERA ANNE WIERHAKE	Germany	667	
2°	2 45.95		TERESA PANICERES	Argentina	171	
3°	3 19.60		ELLA GIBSON	Great Britain and Northern Ireland	844	
4°	4 19.52		AYESHA GRACE BROOKES	Great Britain and Northern Ireland	783	

800 30-39

Men

Final

Heat: 1

Pos	Mark	W	Athlete	Country	Bib	Obs.
1°	2 20.81		VOJTĚCH KOUDELKA	Czech Republic	505	
2°	2 22.98		GERMAN DARIO PENILLA	Colombia	477	
3°	2 23.10		PHILIP CAIRNDUFF	Great Britain and Northern Ireland	1018	
4°	2 23.46		MOHAMMAD RASOULI	Iran, Islamic Republic of	1298	
5°	2 25.84		SÉBASTIEN BERNADAS	France	644	
6°	2 34.04		STEPHEN KIERAN MURRAY	Ireland	1394	

7º	2 50.90	HAMDI DRIDI	Tunisia	2038
8º	3 01.48	JORGE ALBERTO NAVARRO	Colombia	479

800 30-39

Women

Final

Heat: 1

Pos	Mark	W	Athlete	Country	Bib	Obs.
1º	2 48.74		MELISSA JANE FEHR	Great Britain and Northern Ireland	974	
2º	3 28.79		ELHAM ROSHAN CHERAGH	Iran, Islamic Republic of	1252	
3º	3 57.84		AGNIESZKA MICZYŃSKA	Poland	1663	

800 40-49

Men

Final

Heat: 1

Pos	Mark	W	Athlete	Country	Bib	Obs.
1º	2 19.54		ALEXANDER JOHN MOORE	Great Britain and Northern Ireland	761	
2º	2 27.58		FCO JAVIER CORDOBA ALVAREZ	Spain	1852	
3º	2 30.69		DAVID NICHOLAS HOWARD	Australia	197	
4º	2 31.90		MARKO KARHUNEN	Finland	533	
5º	2 42.54		CARLOS VILLORA FERNANDEZ	Spain	1841	
6º	2 49.44		CHRISTOPHE GABORIT	France	588	
7º	2 58.48		GABRIELE RIZZI	Italy	1428	
			CSABA ZILAJ	Hungary	1173	DNF

800 40-49

Women

Final

Heat: 1

Pos	Mark	W	Athlete	Country	Bib	Obs.
1º	3 10.63		SUSAN BENNETT	Great Britain and Northern Ireland	1070	
2º	3 14.32		KATRINA MARGARET MCANDREW	Canada	397	
3º	3 33.21		LINE BJERKE RENNESUND	Norway	1657	
4º	3 35.01		BEE ENG DANG	Singapore	1709	
5º	4 20.40		SOPHIA GIN	Canada	428	

800 50-59

Men

Final

Heat: 1

Note: Nehar Nurlu was declared the winner after further review, time of 2:34.41.

Pos	Mark	W	Athlete	Country	Bib	Obs.
1°	2 35.31		DONOVAN PETER WRIGHT	South Africa	1746	
2°	2 36.48		GUSTAVO ESCUDERO	Argentina	131	
3°	2 40.53		SIMON LOUIS PERKIN	Great Britain and Northern Ireland	1058	
4°	2 41.64		LARS SANTESSON	Sweden	1931	
5°	2 43.08		JOAQUÍN LACÓN EXPÓSITO	Spain	1869	
6°	2 46.27		HECTOR FRANCISCO CALLEROS	Mexico	1514	
7°	2 53.51		MARIO LEFEVERE	Netherlands	1585	
8°	3 06.88		PATRICK ANTHONY GARTLAND	Ireland	1385	
9°	3 20.25		ANGELO PANIO	Italy	1412	
			NEHAR NURLU	Germany	721	DQ
			HELMUT ANTON SCHRODT	Germany	696	DNF

800 50-59

Women

Final

Heat: 1

Pos	Mark	W	Athlete	Country	Bib	Obs.
1°	3 07.83		MARIA JOSE REGA MOSCOSO	Spain	1891	
2°	3 34.77		MARIE CLARE DEVINE	Great Britain and Northern Ireland	957	
3°	3 46.30		ELVIRA MENDIBURO	Argentina	121	
4°	4 03.65		DINORAH ARAMBULA	United States	2107	
5°	4 18.47		LILIANA CASTELLANI	Italy	1437	
6°	4 22.84		TRACY REIFER	United States	2293	
7°	4 27.21		MONIKA PILGER	Germany	720	

800 60-69

Men

Final

Heat: 1

Pos	Mark	W	Athlete	Country	Bib	Obs.
1°	2 48.13		ANDREW LEWIS	Great Britain and Northern Ireland	773	
2°	3 11.91		MAREK STEŁĘGOWSKI	Poland	1678	
3°	3 31.24		HOWARD HENRY JUNG	United States	2143	
4°	4 32.44		CHRIS CHIARELLO	United States	2081	

800 60-69

Women

Final

Heat: 1

Pos	Mark	W	Athlete	Country	Bib	Obs.
1°	5 05.13		SANDIE ELIZABETH TILEY	Great Britain and Northern Ireland	1046	

800 70+ **Men** **Final**

Heat: 1

Pos	Mark	W	Athlete	Country	Bib	Obs.
1°	3 56.13		ANTHONY JOHN SCOTT	Great Britain and Northern Ireland	780	

800 70+ **Women** **Final**

Heat: 1

Pos	Mark	W	Athlete	Country	Bib	Obs.
1°	4 34.38		JOAN IRENE BELL	Great Britain and Northern Ireland	906	

1500 18-29 **Men** **Final**

Heat: 1

Pos	Mark	W	Athlete	Country	Bib	Obs.
1°	4 40.53		MONTAGUE PARNELL SUMMERS	Australia	251	
2°	5 14.56		DECLAN BENNETT	Great Britain and Northern Ireland	830	
3°	5 49.38		ALBERTO TORRES COLLADO	Spain	1822	
4°	5 49.81		ALEKSANDER KRISTENSEN	Norway	1653	
5°	6 48.79		JOSHUA DUNCAN YATES	Australia	228	

1500 18-29 **Women** **Final**

Heat: 1

Pos	Mark	W	Athlete	Country	Bib	Obs.
1°	5 49.27		BERA ANNE WIERHAKE	Germany	667	
2°	5 57.57		TERESA PANICERES	Argentina	171	
3°	7 06.61		GISELA ROMERO ANCIRA	Mexico	1513	

1500 30-39 **Men** **Final**

Heat: 1

Pos	Mark	W	Athlete	Country	Bib	Obs.
1º	4 57.48		SÉBASTIEN BERNADAS	France	644	
2º	4 58.46		PHILIP CAIRNDUFF	Great Britain and Northern Ireland	1018	
3º	5 04.61		GERMAN DARIO PENILLA	Colombia	477	
4º	5 07.04		MOHAMMAD RASOULI	Iran, Islamic Republic of	1298	
5º	5 19.65		ANTHONY NORMAN PARSONS	Canada	345	
6º	5 45.14		STEPHEN KIERAN MURRAY	Ireland	1394	
7º	5 54.94		JORGE ALBERTO NAVARRO	Colombia	479	
8º	6 01.51		HAMDI DRIDI	Tunisia	2038	
9º	6 29.47		DAVID CARRASCO PERONA	Spain	1846	

1500 30-39

Women

Final

Heat: 1

Pos	Mark	W	Athlete	Country	Bib	Obs.
1º	5 40.78		MELISSA JANE FEHR	Great Britain and Northern Ireland	974	
2º	6 23.33		ORLA SMYTH	Great Britain and Northern Ireland	1004	
3º	7 19.41		RUTH ELINOR MEDCROFT	Great Britain and Northern Ireland	1041	

1500 40-49

Men

Final

Heat: 1

Pos	Mark	W	Athlete	Country	Bib	Obs.
1º	4 55.73		ALEXANDER JOHN MOORE	Great Britain and Northern Ireland	761	
2º	5 05.33		FCO JAVIER CORDOBA ALVAREZ	Spain	1852	
3º	5 08.22		MICHAEL HELMS	Germany	717	
4º	5 12.88		LÁSZLÓ VENYERCSÁN	Hungary	1201	
5º	5 26.53		FERNANDO RAMIRO CARMONA	Mexico	1512	
6º	5 30.33		DAVID NICHOLAS HOWARD	Australia	197	
7º	5 38.64		CARLOS VILLORA FERNANDEZ	Spain	1841	
8º	5 40.84		ANTONIO ONTOSO PICON	Spain	1828	
9º	5 52.48		IMRAN HAMMAMI	Tunisia	2039	
10º	5 55.48		EMILIO DOMÍNGUEZ MARQUEZ	Spain	1847	
11º	6 16.33		CHRISTOPHE GABORIT	France	588	

12 °	6 18.00	STEFANO SELVA	Italy	1463
13 °	6 33.45	GABRIELE RIZZI	Italy	1428
14 °	6 57.27	ÓSCAR DÍAZ REDONDO	Spain	1907
15 °	7 03.98	ROGER ANTON ARNET	Switzerland	1966
16 °	7 10.15	EBERHARD SCHOLLMMEYER	Germany	681
17 °	7 10.18	ALEXANDER PLEBS	Germany	656
18 °	7 23.17	STEPHANE DEVORET	France	648

1500 40-49

Women

Final

Heat: 1

Pos	Mark	W	Athlete	Country	Bib	Obs.
1 °	6 51.19		KATRINA MARGARET MCANDREW	Canada	397	
2 °	6 56.22		SINEAD MCGOWAN	Ireland	1393	
3 °	7 11.11		SUSAN BENNETT	Great Britain and Northern Ireland	1070	

1500 50-59

Men

Final

Heat: 1

Pos	Mark	W	Athlete	Country	Bib	Obs.
1 °	5 10.43		JUAN PABLO JUAREZ	Argentina	140	
2 °	5 13.43		JOAQUÍN LACÓN EXPÓSITO	Spain	1869	
3 °	5 16.85		GUSTAVO ESCUDERO	Argentina	131	
4 °	5 29.49		DONOVAN PETER WRIGHT	South Africa	1746	
5 °	5 31.96		SIMON LOUIS PERKIN	Great Britain and Northern Ireland	1058	
6 °	5 55.71		PATRICK ANTHONY GARTLAND	Ireland	1385	
7 °	6 09.50		LARS SANTESSON	Sweden	1931	
8 °	6 11.97		JOHN MOULD	Great Britain and Northern Ireland	914	
9 °	6 12.65		ZBIGNIEW BŁOŃSKI	Poland	1687	
10 °	6 20.57		MARIO LEFEVERE	Netherlands	1585	
11 °	6 26.83		ARDUINO GIORGI	Italy	1415	
12 °	6 47.22		ANGELO PANIO	Italy	1412	
13 °	6 49.06		HECTOR FRANCISCO CALLEROS	Mexico	1514	
14 °	7 24.40		TOMASZ SZALWIŃSKI	Poland	1685	
15 °	8 11.79		HENNY TOLBOOM	Netherlands	1528	
16 °	8 30.35		CRISTIAN MULLER	Chile	446	

1500 50-59

Women

Final

Heat: 1

Pos	Mark	W	Athlete	Country	Bib	Obs.
1º	6 21.69		MARIA JOSE REGA MOSCOSO	Spain	1891	
2º	7 18.19		MARIE CLARE DEVINE	Great Britain and Northern Ireland	957	
3º	7 28.21		DENISE NEELY	United States	2104	
4º	7 39.35		MONIKA PILGER	Germany	720	
5º	8 36.94		LILIANA CASTELLANI	Italy	1437	
6º	10 04.14		TRACY REIFER	United States	2293	

1500 60-69

Men

Final

Heat: 1

Pos	Mark	W	Athlete	Country	Bib	Obs.
1º	5 44.65		ANDREW LEWIS	Great Britain and Northern Ireland	773	
2º	6 52.82		NEJIB CHABBOUH	Tunisia	2042	
3º	7 33.57		HOWARD HENRY JUNG	United States	2143	
4º	7 40.11		ROB DE JAGER	Netherlands	1608	
5º	10 23.25		CHRIS CHIARELLO	United States	2081	
6º	10 23.27		VICENTE GRANADOS-CABEZAS	Spain	1918	
7º	12 01.79		ALBERTO DOMINGUEZ	Argentina	105	

1500 70+

Men

Final

Heat: 1

Pos	Mark	W	Athlete	Country	Bib	Obs.
1º	7 44.84		ANTHONY JOHN SCOTT	Great Britain and Northern Ireland	780	
2º	8 48.74		THOMAS JENKIN	United States	2290	
3º	10 11.55		JOHAN J.C.L. DUIN.	Netherlands	1567	
4º	11 24.55		JEAN CLAUDE LE BOURHIS	France	598	
5º	11 53.00		MICHAEL GIBBONS	Great Britain and Northern Ireland	976	

1500 70+

Women

Final

Heat: 1

Pos	Mark	W	Athlete	Country	Bib	Obs.
-----	------	---	---------	---------	-----	------

1º 9 16.62

JOAN IRENE BELL

Great Britain and Northern Ireland 906

3KM WALK 18-29

Women

Final

Heat: 1

Pos	Mark	W	Athlete	Country	Bib	Obs.
1º	20 14.91		CAROLINE GODOT	France	576	
2º	99 99.99		SZABINA ALMÁSI	Hungary	1214	

3KM WALK 30-39

Women

Final

Heat: 1

Pos	Mark	W	Athlete	Country	Bib	Obs.
1º	20 26.68		RUTH ELINOR MEDCROFT	Great Britain and Northern Ireland	1041	
2º	21 40.34		AGNIESZKA MICZYŃSKA	Poland	1663	
3º	22 14.02		AUDRÉE DESCHENEAUX	Canada	347	
4º	23 13.60		ELHAM ROSHAN CHERAGH	Iran, Islamic Republic of	1252	
5º	24 20.60		PAULINA CHABOWSKA	Poland	1681	
6º	25 26.17		PAKĪ SILVA MOLINA	Spain	1909	
7º	30 47.08		ORLA HIGAN HOGAN	Ireland	1381	

3KM WALK 40-49

Women

Final

Heat: 1

Pos	Mark	W	Athlete	Country	Bib	Obs.
1º	21 26.17		SANDRINE LAGREE	France	642	
2º	21 27.95		BEE ENG DANG	Singapore	1709	
3º	21 56.34		HAGIT FORSHER	Israel	1406	
4º	23 16.15		KARINE CELHAY	France	603	
5º	24 18.39		SABINE RODRIGUES	France	641	
6º	24 50.64		DEANNA KATHERINE BRADY	Canada	362	
7º	28 32.28		KARINA PREVOST	Canada	395	
8º	30 55.89		CLARA CALVO GONZÁLEZ	Spain	1843	

3KM WALK 50-59

Women

Final

Heat: 1

Pos	Mark	W	Athlete	Country	Bib	Obs.
1º	21 44.43		THERESIA BRAUN	Italy	1466	
2º	22 02.90		SUSANNA BURRI	South Africa	1809	
3º	22 12.87		MARGARET MARY BENSON	Canada	411	
4º	22 23.66		ANDREA EPKING	Germany	660	
5º	24 41.94		CHRISTEL AMICHE	France	583	
6º	25 03.24		KONSTANTINIA GOULIOU	Greece	1113	
7º	27 47.07		SANDRA MARIE DE LANGE	Australia	269	

3KM WALK 60-69

Women

Final

Heat: 1

Pos	Mark	W	Athlete	Country	Bib	Obs.
1º	22 01.07		LESLEY ANNE FORREST	Great Britain and Northern Ireland	936	
2º	26 43.92		SUE RUDOLPH	United States	2283	
3º	27 04.43		DONNA MARIE KRILOW-LORENZ	Canada	366	
4º	27 49.71		ATHANASIA BOTSA	Greece	1095	
5º	29 03.91		EVA INMACULADA FABREGAT CLARET	Spain	1851	
6º	29 06.92		ASUNCIÓN LOZANO GARRIDO	Spain	1834	
7º	33 05.15		CATHY STIEBER	France	580	
			SUSANNA CATHARINA LIEBENBERG	South Africa	1808	DQ
			LINDA S. LEGENDRE	United States	2198	DQ

3KM WALK 70+

Women

Final

Heat: 1

Pos	Mark	W	Athlete	Country	Bib	Obs.
1º	24 40.60		CEPPI LUCAS GISÈLE	Switzerland	1946	
2º	26 10.10		JENNIFER MAY HOSKING	Australia	219	
3º	29 47.91		ESTHER MARY DOUGLAS SCOTT	Australia	205	
4º	35 15.20		RUTH GALLER	Israel	1407	

5KM WALK 18-29

Men

Final

Heat: 1

Pos	Mark	W	Athlete	Country	Bib	Obs.
1º	29 08.84		DAMIAN KRÓLEWICZ	Poland	1670	
2º	36 48.85		JOSHUA DUNCAN YATES	Australia	228	

5KM WALK 30-39

Men

Final

Heat: 1

Pos	Mark	W	Athlete	Country	Bib	Obs.
1º	33 23.63		EDGAR CERNAS	Mexico	1510	
2º	36 47.74		GREGORY BIGEL	France	595	
3º	39 10.27		FABIAN KREUTZER	Germany	686	
4º	41 25.49		MAXIMILIAN LANG	Austria	297	
5º	43 49.18		SIMON CHAPUIS	Switzerland	1969	
6º	44 47.04		OLIVIER PASTEUR	France	623	

5KM WALK 40-49

Men

Final

Heat: 1

Pos	Mark	W	Athlete	Country	Bib	Obs.
1º	23 41.80		LÁSZLÓ VENYERCSÁN	Hungary	1201	
2º	28 23.93		MICHAEL KEOHANE	Ireland	1377	
3º	32 12.06		MOHAMED RIADH KHEFACHA	Tunisia	2040	
4º	36 36.16		FABIEN TOUTLEMONDE	France	593	
5º	37 38.19		ROGER ANTON ARNET	Switzerland	1966	
6º	39 17.01		STEPHANE DEVORET	France	648	

5KM WALK 50-59

Men

Final

Heat: 1

Pos	Mark	W	Athlete	Country	Bib	Obs.
1º	30 25.48		JOAQUÍN LACÓN EXPÓSITO	Spain	1869	
2º	30 54.25		PATRICK ANTHONY GARTLAND	Ireland	1385	
3º	31 38.98		ARDUINO GIORGI	Italy	1415	
4º	32 07.67		ILIAS LEONTOPOULOS	Greece	1106	

5 °	33 56.73	ANGELO PANIO	Italy	1412
6 °	35 29.84	DAVID MUSHET	Great Britain and Northern Ireland	820
7 °	37 17.79	ANTAL LASZLO	Canada	344
8 °	37 22.85	DANIEL CUENCA	Argentina	116
9 °	39 51.26	CHRISTOPHE RAIMBAULT	France	584
10 °	40 16.30	PHILIPPE CHAUVEAU	France	629
11 °	42 55.25	REINO LUOKKANEN	Finland	548
12 °	46 32.75	SERGE DE DIANOUS	France	645
13 °	47 33.35	JOCELYN ST JEAN	Canada	388
14 °	49 32.20	SEPPO LEPISTÖ	Finland	554

5KM WALK 60-69

Men

Final

Heat: 1

Pos	Mark	W	Athlete	Country	Bib	Obs.
1 °	34 54.86		NEJIB CHABBOUH	Tunisia	2042	
2 °	35 01.03		FRANS TSHEKANE MALULEKI	South Africa	1752	
3 °	37 27.77		THIERRY LEROUX	France	651	
4 °	38 19.14		ESKO SOHLO	Finland	516	
5 °	38 22.51		PATRICK LESTAGE	France	626	
6 °	39 09.68		ANDRZEJ MARCINIAK	Poland	1667	
7 °	39 22.12		ALAIN FOSSARD	France	570	
8 °	40 47.33		ANTONIO GUTIERREZ FERNÁNDEZ	Spain	1830	
9 °	41 00.43		JUAN CORTES	Argentina	137	
10 °	41 06.82		KENNETH JOHN NEWLANDS	New Zealand	1643	
11 °	41 07.64		ROSS HILTON OWENS	United States	2264	
12 °	43 32.20		ROGER TRIOLAIRE	France	640	
13 °	44 53.02		ALAN THOMAS MCKASKILL	Australia	173	
14 °	45 59.16		BUNJONG KASEMTHAMMANUN	Thailand	1977	
15 °	47 27.61		JACQUES DESLANDES	France	597	

5KM WALK 70+

Men

Final

Heat: 1

Pos	Mark	W	Athlete	Country	Bib	Obs.
1 °	39 15.20		JIM BRIEN	United States	2163	
2 °	42 49.76		BRYAN ECKERSLEY	New Zealand	1634	

3º	43 07.01	TERRY EDWARD WRIGHT	Great Britain and Northern Ireland	1077
4º	46 17.13	CLAUDE BARRES	France	589
5º	46 17.25	MARIO CAPASSO	Australia	242
6º	54 03.93	VINCENT W. FEARON	Canada	440
7º	1 06 23.13	AMOS CANAF	ISRAEL	78

4X100

Men

Final

Heat: 1

Pos	Mark	W	Athlete	Country	Bib	Obs.
1º	46.72		GREAT BRITAIN A	GREAT BRITAIN	6	
2º	46.97		HUNGARY	HUNGARY	1	
3º	50.85		USA A	USA	11	
4º	53.01		ARGENTINA	ARGENTINA	16	
5º	57.82		GERMANY A	GERMANY	2	
6º	58.52		FRANCE A	FRANCE	8	
7º	1 02.47		ITALY	ITALY	20	

Heat: 2

Pos	Mark	W	Athlete	Country	Bib	Obs.
1º	51.91		GREAT BRITAIN B	GREAT BRITAIN	7	
2º	52.17		SPAIN	SPAIN	4	
3º	54.43		NETHERLANDS	NETHERLANDS	5	
4º	54.72		AUSTRALIA	AUSTRALIA	14	
5º	55.48		GERMANY B	GERMANY	3	
6º	56.00		COLOMBIA	COLOMBIA	21	
7º	58.03		USA B	USA	12	
8º	59.28		FINLAND	FINLAND	19	
9º	1 07.27		FRANCE B	FRANCE	9	

4X100

Women

Final

Heat: 1

Pos	Mark	W	Athlete	Country	Bib	Obs.
1º	58.03		GREAT BRITAIN A	GREAT BRITAIN	39	
2º	1 03.65		ARGENTINA	ARGENTINA	29	

3º	1 09.33	HUNGARY	HUNGARY	22
4º	1 10.55	CANADA	CANADA	30
5º	1 10.55	USA A	USA	24

Heat: 2

Pos	Mark	W	Athlete	Country	Bib	Obs.
1º	58.23		GERMANY A	GERMANY	33	
2º	1 00.85		SOUTH AFRICA	SOUTH AFRICA	23	
3º	1 03.95		IRAN	IRAN	31	
4º	1 06.64		FINLAND	FINLAND	32	
5º	1 08.90		IRELAND	IRELAND	26	
6º	1 12.68		USA B	USA	25	

4X400

Men

Final

Heat: 1

Pos	Mark	W	Athlete	Country	Bib	Obs.
1º	3 51.31		GREAT BRITAIN A	GREAT BRITAIN	6	
2º	4 04.42		HUNGARY	HUNGARY	1	
3º	4 16.58		GERMANY A	GERMANY	2	
4º	4 24.21		SPAIN	SPAIN	4	
5º	4 41.64		FRANCE A	FRANCE	8	
6º	5 08.17		NETHERLANDS	NETHERLANDS	5	

Heat: 2

Pos	Mark	W	Athlete	Country	Bib	Obs.
1º	4 19.36		SOUTH AFRICA	SOUTH AFRICA	10	
2º	4 20.65		AUSTRALIA	AUSTRALIA	14	
3º	4 47.75		NEW ZEALAND	NEW ZEALAND	15	
4º	4 57.56		USA A	USA	11	
5º	5 15.16		IRELAND	IRELAND	13	

4X400

Women

Final

Heat: 1

Pos	Mark	W	Athlete	Country	Bib	Obs.
-----	------	---	---------	---------	-----	------



XXI WORLD TRANSPLANT GAMES

ESTADIO CIUDAD DE MALAGA

1º	5 25.74	GREAT BRITAIN A	GREAT BRITAIN	39
2º	5 42.04	ARGENTINA	ARGENTINA	29
3º	6 09.14	HUNGARY	HUNGARY	22
4º	6 46.24	USA A	USA	24



BALL 6-8

6-8 Female

Pos.	Mark	W.	Athlete	Country	Bib	Obs.
1 °	8.40 m		ADDISON MCARTHUR	Canada	337	
2 °	7.20 m		SAHO KIKUCHI	Japan	1482	
3 °	7.20 m		LISA BROWN	New Zealand	1646	

BALL 9-11

9-11 Female

Pos.	Mark	W.	Athlete	Country	Bib	Obs.
1 °	14.75 m		MARÍA RUEDA RODRIGUEZ	Spain	1886	
2 °	13.10 m		ADANA ZUCCOLOTTO	Argentina	102	
3 °	7.00 m		HANNA SZYMKOWIAK	Poland	1672	

BALL 12-14

12-14 Female

Pos.	Mark	W.	Athlete	Country	Bib	Obs.
1 °	29.30 m		HOLLIE MAY SIMPSON	Great Britain and Northern Ireland	877	
2 °	17.20 m		RÉKA NAGY	Hungary	1208	

BALL 12-14

12-14 Male

Pos.	Mark	W.	Athlete	Country	Bib	Obs.
1 °	58.00 m		JAKOBUS ABRAHAM BOSHOFF	South Africa	1763	
2 °	44.70 m		MARCEL BERLAU	Germany	709	
3 °	28.40 m		NIKOLAS PETROU	Cyprus	495	
4 °	28.10 m		TOMAS SMAZAK	Czech Republic	503	

BALL 15-17

15-17 Female

Pos.	Mark	W.	Athlete	Country	Bib	Obs.
1 °	35.70 m		TSZ LING SO	Hong Kong	1151	
2 °	33.15 m		ABBY FARNSWORTH	Canada	336	
3 °	19.90 m		VIRÁG JENES	Hungary	1220	
4 °	14.30 m		VIVIEN GYÖMÖREI	Hungary	1221	

BALL 15-17

15-17 Male

Pos.	Mark	W.	Athlete	Country	Bib	Obs.
1 °	64.60 m		KAIDYN MICHAEL BLAIR	Canada	394	
2 °	55.60 m		TITREK FIDEL NKADIMENG	South Africa	1811	
3 °	39.48 m		ANDREW JAMES WESTERLUND	Canada	342	
4 °	37.87 m		JAMES WILLIAM BARTLETT	Great Britain and Northern Ireland	893	
5 °	24.31 m		MICHAEL FLORES	United States	2224	

BALL 18-29

18-29 Female

Pos.	Mark	W.	Athlete	Country	Bib	Obs.
1 °	42.10 m		FLORA KING	Great Britain and Northern Ireland	858	
2 °	31.40 m		ESTEFANIA LIBONATTI	Argentina	123	
3 °	27.50 m		CYNTHIA SOSA	United States	2087	
4 °	23.70 m		NILOOFAR MOHAMMADI	Iran, Islamic Republic of	1316	
5 °	13.50 m		YAN TING CHIU	Hong Kong	1155	

BALL 18-29

18-29 Male

Pos.	Mark	W.	Athlete	Country	Bib	Obs.
1 °	77.50 m		MARTINIQUE DU PREEZ	South Africa	1790	
2 °	68.90 m		JOSEPH DISANTO	United States	2172	
3 °	62.75 m		ÁDÁM BÁLINT VELKEY-GUTH	Hungary	1159	
4 °	59.10 m		IBRAHIM HALEEM	United States	2146	
5 °	54.50 m		SÁNDOR JÁNKA	Hungary	1211	
6 °	48.90 m		JOSHUA DUNCAN YATES	Australia	228	
7 °	45.80 m		DAMIAN KRÓLEWICZ	Poland	1670	
8 °	40.97 m		EDWARD DYLAN DEEM	United States	2115	

BALL 30-39

30-39 Female

Pos.	Mark	W.	Athlete	Country	Bib	Obs.
1 °	40.00 m		RESHMA RESHMA RANA	Great Britain and Northern Ireland	1025	
2 °	39.20 m		JULIA LINDHEIMER	Germany	700	
3 °	37.20 m		KOLSOOM EBRAHIMI	Iran, Islamic Republic of	1278	
4 °	36.40 m		SAMANTHA CIURLUINI	Italy	1460	
5 °	33.90 m		KELLY KLEINSCHMIDT	Canada	399	
6 °	31.90 m		TRACY JAYNE BAKER	Great Britain and Northern Ireland	1084	
7 °	30.70 m		VIVIAN YVONNE DE KLERK	South Africa	1814	
8 °	25.50 m		SHIMA SHAHMANSOURI	Iran, Islamic Republic of	1343	
9 °	20.10 m		SARAH KORNAU	Germany	733	
10 °	15.90 m		AGNIESZKA MICZYŃSKA	Poland	1663	
11 °	12.60 m		PAKĪ SILVA MOLINA	Spain	1909	
12 °	.0 m		PAULINA CHABOWSKA	Poland	1681	

BALL 30-39

30-39 Male

Pos.	Mark	W.	Athlete	Country	Bib	Obs.
1 °	78.50 m		MATTHEW CAVE	Great Britain and Northern Ireland	967	
2 °	77.08 m		ALI HEIDARIPOOR	Iran, Islamic Republic of	1236	
3 °	76.90 m		AARON J ROUSELLE	United States	2049	
4 °	66.60 m		STEVEN ARTHY	Australia	276	
5 °	65.50 m		JUAN MANUEL BORGA	Argentina	136	
6 °	63.10 m		LLOYD MANGAHAS	Canada	404	
7 °	61.80 m		MATT DE FINA	United States	2215	
8 °	59.52 m		JAKUB JANCZEWSKI	Poland	1673	
9 °	58.10 m		THANAKRIT PAKKARANANG	Thailand	2026	
10 °	34.53 m		ALEJANDRO RIVERA	Spain	1823	
11 °	31.80 m		MIGUEL BELLON	Switzerland	1963	
12 °	.0 m		JONI SAARINEN	Finland	524	

BALL 40-49

40-49 Female

Pos.	Mark	W.	Athlete	Country	Bib	Obs.
1 °	35.40 m		EMMERENTIA NELA LE ROUX	South Africa	1749	
2 °	33.00 m		CLAUDIA HOMBACH	Germany	673	
3 °	29.60 m		KERRY MURPHY	United States	2188	
4 °	28.25 m		JOHANNA KANKAANPÄÄ	Finland	523	
5 °	26.70 m		TRACEY GRIFFITHS	Great Britain and Northern Ireland	1081	
6 °	20.40 m		BARBARA PERPENTI	Italy	1416	
7 °	12.50 m		CLARA CALVO GONZÁLEZ	Spain	1843	
8 °	.0 m		ROSANA MATEOS	Argentina	165	

BALL 40-49

40-49 Male

Pos.	Mark	W.	Athlete	Country	Bib	Obs.
1 °	81.20 m		MATT SPENCER	Australia	245	
2 °	72.60 m		ANAAM RAHBAR	Iran, Islamic Republic of	1243	
3 °	65.00 m		NILENINDRAN SUNDRA GOVENDER	South Africa	1796	
4 °	59.47 m		SIMON JAMES ELMORE	Great Britain and Northern Ireland	1054	
5 °	55.60 m		PAUL RAKOSKI	United States	2243	
6 °	52.10 m		TOMAS BURDA	Czech Republic	504	
7 °	51.13 m		FRANCISCO IGNACIO INIESTA VAZQUEZ	Spain	1855	
8 °	49.76 m		ROLANDO ROLANDO	Chile	453	
9 °	48.53 m		ALEX GELDOF	Belgium	302	
10 °	48.00 m		MARCELO ROBERTO SILVA	Argentina	146	
11 °	44.05 m		DIRK NAUMANN	Germany	679	
12 °	40.25 m		ARTO KÄRKKÄINEN	Finland	513	

BALL 50-59

50-59 Female

Pos.	Mark	W.	Athlete	Country	Bib	Obs.
1 °	26.55 m		MICHELE DABAL	United States	2225	
2 °	20.04 m		ANDREA EPKING	Germany	660	
3 °	18.95 m		MARIA MARGARITA BURGOS	Argentina	148	
4 °	18.80 m		ANNA ABRAMCZYK-DOBRZYŃSKA	Poland	1668	
5 °	13.70 m		MARGHERITA MAZZANTINI	Italy	1447	
6 °	13.40 m		MARIE O'CONNOR	Ireland	1373	

BALL 50-59

50-59 Male

Pos.	Mark	W.	Athlete	Country	Bib	Obs.
1 °	70.20 m		HOWARD DELL	United States	2144	
2 °	63.20 m		THORSTEN KRASSELT	Germany	745	
3 °	57.00 m		NORIO NAKAZATO	Japan	1481	
4 °	56.80 m		TEIJO HIETANEN	Finland	558	
5 °	53.29 m		PIOTR CHOJNACKI	Poland	1682	
6 °	52.80 m		JARMO LEVÄINEN	Finland	521	
7 °	51.60 m		FRANCOIS FORGET	Canada	373	
8 °	51.40 m		LIBOR MALÍNSKÝ	Czech Republic	498	
9 °	51.19 m		ANDREAS KREBS	Switzerland	1941	
10 °	51.07 m		CARLOS SÁNCHEZ MONTES	Spain	1838	
11 °	50.37 m		NOBUHIKO OKAMOTO	Mexico	1520	
12 °	48.80 m		ISTVÁN SÁNDOR KÓRÓDI	Hungary	1189	
13 °	46.52 m		STANLEY ANDRE HENKEMAN	South Africa	1806	

14 °	45.80 m	RAINER EULE	Germany	730
15 °	43.78 m	DUSAN KRIZKO	Slovakia	1722
16 °	43.40 m	ARTO AHO	Finland	515
17 °	40.33 m	GÜNTER HAMANN	Germany	693
18 °	40.00 m	NEIL FOLKINS	Canada	417
19 °	27.29 m	BART DE BOER	Netherlands	1537
20 °	23.80 m	ANDREW WEIR	Great Britain and Northern Ireland	774
21 °	22.98 m	CARLOS ALBERTO ROSSI	Argentina	111
22 °	21.70 m	KIN PONG ABLE LAU	Hong Kong	1136
23 °	20.85 m	JOSE WINSHTON FERNANDEZ CARDOZO	Uruguay	2308
24 °	7.00 m	LUCIO FIOR	Italy	1439

BALL 60-69

60-69 Female

Pos.	Mark	W.	Athlete	Country	Bib	Obs.
1 °	28.23 m		YVETTE MATTHEWS	United States	2300	
2 °	26.15 m		HELLETJIE HENDRIKA UYS	South Africa	1755	
3 °	23.00 m		RUTH LOUGHLIN	Canada	422	
4 °	19.22 m		SUZANNE KNUTTI	Switzerland	1970	
5 °	16.22 m		KRYSTYNA MURDZEK	Poland	1675	
6 °	11.15 m		EVA INMACULADA FABREGAT CLARET	Spain	1851	
7 °	8.90 m		PUI YEE SO	Hong Kong	1144	

BALL 60-69

60-69 Male

Pos.	Mark	W.	Athlete	Country	Bib	Obs.
1 °	63.70 m		TOMMY W HENRY	United States	2292	
2 °	54.12 m		MICHAEL THOMAS DWYER	Ireland	1378	
3 °	44.38 m		JOHN RONALD BARNES	Great Britain and Northern Ireland	916	
4 °	43.72 m		STEPHEN WILKES	Canada	431	
5 °	42.07 m		KRZYSZTOF GÓRSKI	Poland	1676	
6 °	38.20 m		REIJO HILLI	Finland	547	
7 °	30.41 m		GHOLAMHASAN KIANPOUR	Iran, Islamic Republic of	1266	
8 °	29.11 m		JUAN CORTES	Argentina	137	
9 °	28.59 m		ALAN THOMAS MCKASKILL	Australia	173	
10 °	28.24 m		GIULIO BETTINELLI	Italy	1432	
11 °	15.34 m		HING CHOI RAYMOND LEUNG	Hong Kong	1128	
12 °	.0 m		LUDWIG SZEBERENYI	Austria	294	

BALL 70+

60-69 Male

Pos.	Mark	W.	Athlete	Country	Bib	Obs.
1 °	24.93 m		JOHN HOLS	Canada	390	

BALL 70+

70+ Female

Pos.	Mark	W.	Athlete	Country	Bib	Obs.
1 °	20.69 m		MARION PHYLLIS OLDFIELD	South Africa	1785	
2 °	13.60 m		BARBARA JEAN BRECKENRIDGE	United States	2067	

BALL 70+

70+ Male

Pos.	Mark	W.	Athlete	Country	Bib	Obs.
1 °	46.82 m		JOSEPH MCDONALD	United States	2173	
2 °	25.52 m		STUART SZYCHER	United States	2282	
3 °	20.38 m		VINCENT W. FEARON	Canada	440	

BALL DONOR DONOR

Pos.	Mark	W.	Athlete	Country	Bib	Obs.
1 °	48.80 m		SIMON NICHOLLS	Great Britain and Northern Ireland	1059	
2 °	44.11 m		SHAUN CARTER	Australia	273	
3 °	41.68 m		DAVE MICHAEL PETRICK	United States	2093	
4 °	35.80 m		FRANKIE OKANE	Great Britain and Northern Ireland	859	
5 °	27.10 m		SU BRIMBLE	Great Britain and Northern Ireland	1068	
6 °	20.07 m		CARI LAUREN MUTNICK	United States	2076	
7 °	18.68 m		ASTRID CĂȘAR	Germany	663	
8 °	16.36 m		ANA RUEDA RODRIGUEZ	Spain	1825	
9 °	9.97 m		TAT SHA TSE	Hong Kong	1149	
10 °	9.96 m		JACQUELINE ANNE CHURCH	New Zealand	1640	

DISCUS 18-29 18-29 Female

Pos.	Mark	W.	Athlete	Country	Bib	Obs.
1 °	10.16 m		NILOOFAR MOHAMMADI	Iran, Islamic Republic of	1316	

DISCUS 18-29

18-29 Male

Pos.	Mark	W.	Athlete	Country	Bib	Obs.
1 °	26.67 m		GARY STILL	Great Britain and Northern Ireland	865	
2 °	21.23 m		SAMUEL JOHN CLARKE	Great Britain and Northern Ireland	1044	
3 °	18.79 m		EDWARD DYLAN DEEM	United States	2115	
4 °	16.54 m		ARTUR ZYCHOWICZ	Poland	1669	

DISCUS 30-39

30-39 Female

Pos.	Mark	W.	Athlete	Country	Bib	Obs.
1 °	20.76 m		KOLSOOM EBRAHIMI	Iran, Islamic Republic of	1278	
2 °	17.45 m		SAMANTHA CIURLUINI	Italy	1460	
3 °	15.17 m		AMY LYNN FRACKOWIAK	United States	2055	
4 °	15.02 m		ELIZABETH T CRAZE	United States	2118	
5 °	14.12 m		SHIMA SHAHMANSOURI	Iran, Islamic Republic of	1343	
6 °	13.40 m		NATALIA RIVERA	Chile	80	

DISCUS 30-39

30-39 Male

Pos.	Mark	W.	Athlete	Country	Bib	Obs.
1 °	34.97 m		APOSTOLOS CHARITONIDIS	Greece	1094	
2 °	32.87 m		MARCEL MARCH	Germany	708	
3 °	31.57 m		SERGIO COBOS	Spain	1917	
4 °	30.65 m		ALI HEIDARIPOOR	Iran, Islamic Republic of	1236	
5 °	22.84 m		JOE MATTHEWS	Great Britain and Northern Ireland	911	
6 °	17.87 m		JAMES CAMERON	Canada	381	

DISCUS 40-49

40-49 Female

Pos.	Mark	W.	Athlete	Country	Bib	Obs.
1 °	21.69 m		KERRY MURPHY	United States	2188	
2 °	20.01 m		TRACEY GRIFFITHS	Great Britain and Northern Ireland	1081	
3 °	18.43 m		WIOLETTA KIMLA	Poland	1686	
4 °	16.86 m		ANGELA SHERLOCK	Ireland	1353	
5 °	16.64 m		BARB SHEBLE	United States	2064	
6 °	14.99 m		JILL LINTA	United States	2162	

DISCUS 40-49

40-49 Male

Pos.	Mark	W.	Athlete	Country	Bib	Obs.
1 °	26.57 m		JEREMY CLIFTON	Great Britain and Northern Ireland	902	
2 °	22.66 m		MICHAEL KEOHANE	Ireland	1377	
3 °	22.49 m		TOMAS BURDA	Czech Republic	504	
4 °	22.13 m		ALEX GELDOF	Belgium	302	
5 °	20.39 m		NEIL ANDREW ASH	Great Britain and Northern Ireland	989	
6 °	19.96 m		STEPHEN STEPHEN EVANS	Canada	430	
7 °	19.18 m		ROLANDO ROLANDO	Chile	453	
8 °	17.79 m		JUANITO VALOROSO	United States	2175	
9 °	15.04 m		JUKKA SAARINEN	Finland	528	
10 °	.0 m		LUDOVIC BEL	France	606	

DISCUS 50-59

50-59 Female

Pos.	Mark	W.	Athlete	Country	Bib	Obs.
1 °	18.62 m		CHRISTINE MAREE TEW	Australia	192	
2 °	13.39 m		ANNA ABRAMCZYK-DOBRZYŃSKA	Poland	1668	
3 °	11.84 m		MARGHERITA MAZZANTINI	Italy	1447	
4 °	11.43 m		CRISTINA RAMIREZ GONZALEZ	Chile	447	
5 °	10.54 m		PHILY GERAARDS-SLENTER	Netherlands	1599	

DISCUS 50-59

50-59 Male

Pos.	Mark	W.	Athlete	Country	Bib	Obs.
1 °	37.85 m		HOWARD DELL	United States	2144	
2 °	37.10 m		NEHAR NURLU	Germany	721	
3 °	35.65 m		ANDRZEJ - HAJ	Poland	1665	
4 °	34.52 m		NABIOLLAH MARZBAN ABBASABADI	Iran, Islamic Republic of	1313	
5 °	33.09 m		ROBERT HODGKISS	Great Britain and Northern Ireland	1033	
6 °	32.37 m		MARK WILLIAM AGNEW	South Africa	1787	
7 °	31.23 m		CARLOS SÁNCHEZ MONTES	Spain	1838	
8 °	29.75 m		ISIDOROS MATSKIDIS	Greece	1111	
9 °	29.24 m		CARLOS ALBERTO ROSSI	Argentina	111	
10 °	28.63 m		ISTVÁN SÁNDOR KÓRÓDI	Hungary	1189	
11 °	27.44 m		WILLEM HEINIS	Netherlands	1623	
12 °	26.49 m		COLIN NOEL CHURCH	New Zealand	1636	
13 °	25.97 m		MIKE BUTLER	United States	2227	

14 °	24.81 m	DAVID MUSHET	Great Britain and Northern Ireland	820
15 °	24.37 m	FRANK DANIELZIK	Germany	688
16 °	23.94 m	MORAY LAING	Great Britain and Northern Ireland	982
17 °	23.87 m	AD VERWEIJ	Netherlands	1526
18 °	20.81 m	ARTO AHO	Finland	515
19 °	20.45 m	MATEO RUIZ JODAR	Spain	1898
20 °	18.81 m	REINO LUOKKANEN	Finland	548
21 °	18.60 m	ANDRE LASSOOIJ	Netherlands	1529
22 °	17.45 m	EDGARDO MERCADO	Argentina	119

DISCUS 60-69

60-69 Female

Pos.	Mark	W.	Athlete	Country	Bib	Obs.
1 °	18.12 m		HELLETJIE HENDRIKA UYS	South Africa	1755	
2 °	13.58 m		KRYSTYNA MURDZEK	Poland	1675	
3 °	13.36 m		YVETTE MATTHEWS	United States	2300	
4 °	11.77 m		JANET DENNIS	United States	2151	

DISCUS 60-69

60-69 Male

Pos.	Mark	W.	Athlete	Country	Bib	Obs.
1 °	35.50 m		TOMMY W HENRY	United States	2292	
2 °	28.67 m		REIJO HYYTIÄINEN	Finland	546	
3 °	27.23 m		TEIMOURAZ DAVIDOVICH BITIEV	New Zealand	1652	
4 °	26.82 m		LUDWIG SZEBERENYI	Austria	294	
5 °	25.94 m		STEPHEN WILKES	Canada	431	
6 °	25.32 m		KRZYSZTOF GÓRSKI	Poland	1676	
7 °	24.90 m		GILBERT GONZALES	United States	2132	
8 °	24.16 m		HERMANN STEYN	South Africa	1759	
9 °	22.97 m		CARLO SILVI	Italy	1418	
10 °	17.42 m		JOHN HOLS	Canada	390	
11 °	17.31 m		JUAN CORTES	Argentina	137	
12 °	15.41 m		ALBERTO CORDERO	Spain	1821	
13 °	.0 m		GHOLAMHASAN KIANPOUR	Iran, Islamic Republic of	1266	

DISCUS 70+ 70+ Female

Pos.	Mark	W.	Athlete	Country	Bib	Obs.
1 °	7.70 m		BARBARA JEAN BRECKENRIDGE	United States	2067	

DISCUS 70+ 70+ Male

Pos.	Mark	W.	Athlete	Country	Bib	Obs.
1 °	24.80 m		JOSEPH MCDONALD	United States	2173	
2 °	24.22 m		ROBERT SUPPLEE	United States	2257	
3 °	20.56 m		BRIAN LEONARD LOMBARD	South Africa	1734	

JAVELIN 18-29 18-29 Female

Pos.	Mark	W.	Athlete	Country	Bib	Obs.
1 °	23.29 m		ALEXANDRA FUNK	Germany	658	
2 °	18.10 m		CHANTAL VERONIQUE BAUSCH	Germany	670	

JAVELIN 18-29

18-29 Male

Pos.	Mark	W.	Athlete	Country	Bib	Obs.
1 °	36.07 m		SCOTT VERNON SIMON	United States	2273	
2 °	34.08 m		MARTINIQUE DU PREEZ	South Africa	1790	
3 °	32.32 m		ÁDÁM BÁLINT VELKEY-GUTH	Hungary	1159	
4 °	29.25 m		TOMI SYVÄJÄRVI	Finland	564	
5 °	24.29 m		ARTUR ZYCHOWICZ	Poland	1669	
6 °	18.44 m		EDWARD DYLAN DEEM	United States	2115	

JAVELIN 30-39

30-39 Female

Pos.	Mark	W.	Athlete	Country	Bib	Obs.
1 °	21.11 m		VIVIAN YVONNE DE KLERK	South Africa	1814	
2 °	19.59 m		RESHMA RESHMA RANA	Great Britain and Northern Ireland	1025	
3 °	19.27 m		SAMANTHA CIURLUINI	Italy	1460	
4 °	18.56 m		KOLSOOM EBRAHIMI	Iran, Islamic Republic of	1278	
5 °	16.63 m		AUDRÉE DESCHENEAUX	Canada	347	
6 °	16.12 m		PAULINA CHABOWSKA	Poland	1681	
7 °	13.40 m		ELIZABETH T CRAZE	United States	2118	
8 °	12.04 m		BRIGITTE GROTMANN	Germany	668	
9 °	11.63 m		SARAH KORNAU	Germany	733	

JAVELIN 30-39

30-39 Male

Pos.	Mark	W.	Athlete	Country	Bib	Obs.
1 °	40.85 m		MATTHEW CAVE	Great Britain and Northern Ireland	967	
2 °	35.98 m		MATT DE FINA	United States	2215	
3 °	35.85 m		STEVEN ARTHY	Australia	276	
4 °	35.35 m		APOSTOLOS CHARITONIDIS	Greece	1094	
5 °	34.58 m		ALI HEIDARIPOOR	Iran, Islamic Republic of	1236	
6 °	32.96 m		VASILEIOS KORONAS	Greece	1123	
7 °	32.73 m		THANAKRIT PAKKARANANG	Thailand	2026	
8 °	32.71 m		JAMES COLBECK	Great Britain and Northern Ireland	889	
9 °	26.70 m		SAEID MONTAZER PARCHI	Iran, Islamic Republic of	1326	
10 °	25.14 m		MIKA RAJAMÄKI	Finland	538	
11 °	21.69 m		MARCEL MARCH	Germany	708	
12 °	.0 m		JAMES CAMERON	Canada	381	

JAVELIN 40-49

40-49 Female

Pos.	Mark	W.	Athlete	Country	Bib	Obs.
1 °	21.73 m		CLAUDIA HOMBACH	Germany	673	
2 °	19.70 m		TRACEY GRIFFITHS	Great Britain and Northern Ireland	1081	
3 °	17.26 m		BARB SHEBLE	United States	2064	
4 °	17.12 m		JILL LINTA	United States	2162	
5 °	16.13 m		EMMERENTIA NELA LE ROUX	South Africa	1749	
6 °	16.05 m		WIOLETTA KIMLA	Poland	1686	
7 °	15.65 m		SAWALEE KHUNAWATBUNDITH	Thailand	2011	

JAVELIN 40-49

40-49 Male

Pos.	Mark	W.	Athlete	Country	Bib	Obs.
1 °	31.09 m		DAWID STEPHANUS VAN DEN BERG	South Africa	1743	
2 °	30.66 m		DIRK NAUMANN	Germany	679	
3 °	29.00 m		ROLANDO ROLANDO	Chile	453	
4 °	28.69 m		JEREMY CLIFTON	Great Britain and Northern Ireland	902	
5 °	27.98 m		NEIL ANDREW ASH	Great Britain and Northern Ireland	989	
6 °	24.04 m		ALEX GELDOLF	Belgium	302	
7 °	23.15 m		ANAN SUWANSIN	Thailand	1973	
8 °	21.60 m		SUNHANUT SEEJUMPEE	Thailand	2019	
9 °	20.89 m		MICHAEL KEOHANE	Ireland	1377	
10 °	.0 m		JUCKRAPOB THAMSEN	Thailand	1983	

JAVELIN 50-59

50-59 Female

Pos.	Mark	W.	Athlete	Country	Bib	Obs.
1 °	18.76 m		DINORAH ARAMBULA	United States	2107	
2 °	18.48 m		CRISTINA RAMIREZ GONZALEZ	Chile	447	
3 °	17.00 m		CHRISTINE MAREE TEW	Australia	192	
4 °	13.45 m		ANNA ABRAMCZYK-DOBRZYŃSKA	Poland	1668	
5 °	10.60 m		MARGHERITA MAZZANTINI	Italy	1447	

JAVELIN 50-59

50-59 Male

Pos.	Mark	W.	Athlete	Country	Bib	Obs.
1 °	36.25 m		MORAY LAING	Great Britain and Northern Ireland	982	
2 °	32.95 m		JARMO LEVÄINEN	Finland	521	
3 °	31.60 m		CARLOS SÁNCHEZ MONTES	Spain	1838	
4 °	29.74 m		ISTVÁN SÁNDOR KÓRÓDI	Hungary	1189	
5 °	25.81 m		RAINER EULE	Germany	730	
6 °	22.91 m		NABIOLLAH MARZBAN ABBASABADI	Iran, Islamic Republic of	1313	
7 °	21.70 m		FRANCOIS FORGET	Canada	373	
8 °	20.01 m		TOMASZ SZALWIŃSKI	Poland	1685	
9 °	19.15 m		BART DE BOER	Netherlands	1537	
10 °	17.89 m		AD VERWEIJ	Netherlands	1526	
11 °	17.49 m		JOSE WINSHTON FERNANDEZ CARDOZO	Uruguay	2308	
12 °	16.76 m		MIKE BUTLER	United States	2227	
13 °	16.19 m		CARLOS ALBERTO ROSSI	Argentina	111	

14 °	11.22 m	TUNG LOK LAU	Hong Kong	1152
15 °	9.82 m	KIN PONG ABLE LAU	Hong Kong	1136

JAVELIN 60-69

60-69 Female

Pos.	Mark	W.	Athlete	Country	Bib	Obs.
1 °	13.55 m		HELLETJIE HENDRIKA UYS	South Africa	1755	
2 °	12.69 m		KRYSTYNA MURDZEK	Poland	1675	
3 °	7.84 m		JANET DENNIS	United States	2151	

JAVELIN 60-69

60-69 Male

Pos.	Mark	W.	Athlete	Country	Bib	Obs.
1 °	31.21 m		TOMMY W HENRY	United States	2292	
2 °	26.94 m		TEIMOURAZ DAVIDOVICH BITIEV	New Zealand	1652	
3 °	26.10 m		REIJO HYYTIÄINEN	Finland	546	
4 °	25.05 m		LUDWIG SZEBERENYI	Austria	294	
5 °	24.41 m		KRZYSZTOF GÓRSKI	Poland	1676	
6 °	21.46 m		ROB DE JAGER	Netherlands	1608	
7 °	20.04 m		THONGCHAI PANCHABUSE	Thailand	2030	
8 °	17.85 m		STEPHEN WILKES	Canada	431	
9 °	16.15 m		BUNJONG KASEMTHAMMANUN	Thailand	1977	
10 °	15.93 m		HANS KARLSSON	Sweden	1928	
11 °	15.54 m		GILBERT GONZALES	United States	2132	
12 °	15.22 m		JUAN CORTES	Argentina	137	
13 °	14.81 m		DENNIS JOHN SEGATTO	Canada	363	

14 °	13.77 m	JOHN HOLS	Canada	390
15 °	8.39 m	HING CHOI RAYMOND LEUNG	Hong Kong	1128

JAVELIN 70+ 70+ Female

Pos.	Mark	W.	Athlete	Country	Bib	Obs.
1 °	14.00 m		MARION PHYLLIS OLDFIELD	South Africa	1785	

JAVELIN 70+ 70+ Male

Pos.	Mark	W.	Athlete	Country	Bib	Obs.
1 °	25.42 m		ROBERT SUPPLEE	United States	2257	
2 °	24.97 m		PER GLASØ	Norway	1659	
3 °	15.64 m		BRIAN LEONARD LOMBARD	South Africa	1734	
4 °	15.30 m		JOSEPH MCDONALD	United States	2173	
5 °	11.45 m		ANTHONY JOHN SCOTT	Great Britain and Northern Ireland	780	

LONG JUMP 6-8 6-8 Female

Pos.	Mark	W.	Athlete	Country	Bib	Obs.
1 °	1.69 m		LISA BROWN	New Zealand	1646	
2 °	1.49 m		SAHO KIKUCHI	Japan	1482	
3 °	1.48 m		ADDISON MCARTHUR	Canada	337	

LONG JUMP 6-8 6-8 Male

Pos.	Mark	W.	Athlete	Country	Bib	Obs.
1 °	1.51 m		ALEJANDRO GARCÍA FLORES	Spain	1824	

LONG JUMP 9-11 9-11 Female

Pos.	Mark	W.	Athlete	Country	Bib	Obs.
1 °	2.12 m		HANNA SZYMKOWIAK	Poland	1672	

LONG JUMP 9-11 9-11 Male

Pos.	Mark	W.	Athlete	Country	Bib	Obs.
1 °	3.35 m		ALEXANDER BLUMBERG	Germany	657	

LONG JUMP 12-14 12-14 Female

Pos.	Mark	W.	Athlete	Country	Bib	Obs.
1 °	3.43 m		HOLLIE MAY SIMPSON	Great Britain and Northern Ireland	877	
2 °	3.21 m		ELSPETH HELEN FRENCH	Great Britain and Northern Ireland	848	
3 °	3.11 m		RÉKA NAGY	Hungary	1208	
4 °	3.09 m		CLAUDIA MYRA CARTER	Australia	193	
5 °	3.01 m		ALICE TAPPING	France	573	
6 °	2.81 m		ALICIA SEMENIUK	Canada	338	

LONG JUMP 12-14 **12-14 Male**

Pos.	Mark	W.	Athlete	Country	Bib	Obs.
1 °	4.25 m		JAKOBUS ABRAHAM BOSHOFF	South Africa	1763	
2 °	4.04 m		KIAN SHAH-ACKROYD	United States	2190	
3 °	3.98 m		MARCEL BERLAU	Germany	709	
4 °	2.87 m		TOMAS SMAZAK	Czech Republic	503	
5 °	1.93 m		RAYAN BOUCHAMA	France	636	
6 °	1.67 m		HANS ANTONIO VACA MORAN	Spain	1859	

LONG JUMP 15-17 15-17 Female

Pos.	Mark	W.	Athlete	Country	Bib	Obs.
1 °	4.10 m		KRISTEN HENRY	South Africa	1773	
2 °	3.65 m		JULIANA CREDEDIO	Argentina	141	
3 °	3.47 m		ABBY FARNSWORTH	Canada	336	
4 °	3.45 m		MILLIE STOBIE PLATTS	Great Britain and Northern Ireland	981	
5 °	3.37 m		VIRÁG JENES	Hungary	1220	
6 °	3.06 m		TSZ LING SO	Hong Kong	1151	
7 °	2.45 m		VIVIEN GYÖMÖREI	Hungary	1221	

LONG JUMP 15-17 15-17 Male

Pos.	Mark	W.	Athlete	Country	Bib	Obs.
1 °	4.78 m		KAIDYN MICHAEL BLAIR	Canada	394	
2 °	4.54 m		TITREK FIDEL NKADIMENG	South Africa	1811	
3 °	4.28 m		JAMES WILLIAM BARTLETT	Great Britain and Northern Ireland	893	
4 °	4.10 m		KURTJIN TENG LIUM	Singapore	1717	
5 °	3.96 m		ANDREW JAMES WESTERLUND	Canada	342	
6 °	3.89 m		BRADLEY STANLEY	Australia	183	
7 °	3.74 m		LUKE ELIAS ALEXANDER	Great Britain and Northern Ireland	948	

LONG JUMP 18-29 18-29 Female

Pos.	Mark	W.	Athlete	Country	Bib	Obs.
1 °	4.79 m		ALEXANDRA FUNK	Germany	658	
2 °	3.70 m		KATHARINA BARTSCH	Germany	704	
3 °	3.62 m		ESTEFANIA LIBONATTI	Argentina	123	
4 °	2.95 m		YIN TSUN LAM	Hong Kong	1158	

LONG JUMP 18-29 **18-29 Male**

Pos.	Mark	W.	Athlete	Country	Bib	Obs.
1 °	5.60 m		MATT AUGUSTINE FIELD	New Zealand	1648	
2 °	5.15 m		MARTINIQUE DU PREEZ	South Africa	1790	
3 °	4.97 m		SÁNDOR JÁNKA	Hungary	1211	
4 °	4.48 m		SCOTT VERNON SIMON	United States	2273	
5 °	3.88 m		STEPHANE LACROIX	Canada	429	

LONG JUMP 30-39 **30-39 Female**

Pos.	Mark	W.	Athlete	Country	Bib	Obs.
1 °	4.47 m		SURETHA MAARTENS	South Africa	1807	
2 °	4.35 m		EMMA LOUISE WILTSHIRE	Great Britain and Northern Ireland	851	
3 °	3.87 m		VIVIAN YVONNE DE KLERK	South Africa	1814	
4 °	3.47 m		MARJO REMES	Finland	532	
5 °	3.21 m		PAULINA CHABOWSKA	Poland	1681	

LONG JUMP 30-39 **30-39 Male**

Pos.	Mark	W.	Athlete	Country	Bib	Obs.
1 °	5.81 m		EDWIN YAMOAH	Great Britain and Northern Ireland	837	
2 °	5.59 m		JAMES COLBECK	Great Britain and Northern Ireland	889	
3 °	5.42 m		MARK NORTJE	South Africa	1786	
4 °	5.22 m		JUAN MANUEL BORGA	Argentina	136	
5 °	5.22 m		SAEID MONTAZER PARCHI	Iran, Islamic Republic of	1326	
6 °	5.14 m		JOE MATTHEWS	Great Britain and Northern Ireland	911	
7 °	5.03 m		MATIAS MARTINO	Chile	450	
8 °	4.83 m		STEVEN ARTHY	Australia	276	
9 °	4.27 m		MATT DE FINA	United States	2215	
10 °	4.25 m		JAMES CAMERON	Canada	381	
11 °	4.23 m		BORJA REVILLA SANZ	Spain	1836	
12 °	4.07 m		JAVIER MIRANDA FERNÁNDEZ	Spain	1863	
13 °	4.05 m		MIKA RAJAMÄKI	Finland	538	

14 ° 3.93 m RISTO AHOLAINEN Finland 549

LONG JUMP 40-49 40-49 Female

Pos.	Mark	W.	Athlete	Country	Bib	Obs.
1 °	3.83 m		MICHELLE MADELENE REINHARDT MC C	Ireland	1380	
2 °	3.50 m		LIÈGE PEREIRA GAUTÉRIO	Brazil	328	
3 °	3.42 m		KERSTIN KLEE	Germany	705	
4 °	2.94 m		LARA BEEKMAN	Switzerland	1959	
5 °	2.52 m		JILL LINTA	United States	2162	
6 °	2.44 m		DEANNA KATHERINE BRADY	Canada	362	
7 °	2.39 m		SOPHIA GIN	Canada	428	

LONG JUMP 40-49 **40-49 Male**

Pos.	Mark	W.	Athlete	Country	Bib	Obs.
1 °	5.36 m		JEREMY CLIFTON	Great Britain and Northern Ireland	902	
2 °	5.16 m		ANAAM RAHBAR	Iran, Islamic Republic of	1243	
3 °	4.68 m		RÓBERT LÁSZLÓ GELENCSÉR	Hungary	1209	
4 °	4.41 m		PAKAWAT MAKLANG	Thailand	2000	
5 °	4.37 m		FLORIAN LORENZANA	Switzerland	1952	
6 °	4.34 m		NIRANDR OUISUA	Thailand	1997	
7 °	4.20 m		NICHOLAS CONDON	Great Britain and Northern Ireland	991	
8 °	4.03 m		DARRYN GRADWELL BOTHA	South Africa	1742	
9 °	3.98 m		RODRIGO RIOS	Mexico	1522	
10 °	3.82 m		JUKKA SAARINEN	Finland	528	
11 °	3.65 m		FRANCISCO IGNACIO INIESTA VAZQUEZ	Spain	1855	

LONG JUMP 50-59 **50-59 Female**

Pos.	Mark	W.	Athlete	Country	Bib	Obs.
1 °	4.19 m		TUIJA HELANDER	Finland	566	
2 °	3.32 m		DINORAH ARAMBULA	United States	2107	
3 °	2.56 m		CRISTINA RAMIREZ GONZALEZ	Chile	447	
4 °	2.49 m		MONIKA PILGER	Germany	720	

LONG JUMP 50-59 **50-59 Male**

Pos.	Mark	W.	Athlete	Country	Bib	Obs.
1 °	5.20 m		ANDRZEJ - HAJ	Poland	1665	
2 °	4.92 m		PETER HELLRIEGEL	Germany	726	
3 °	4.68 m		GEORG THURNER	Italy	1429	
4 °	4.28 m		PATRICK MARTIN O SULLIVAN	Ireland	1384	
5 °	3.83 m		NOBUHIKO OKAMOTO	Mexico	1520	
6 °	3.57 m		WAYNE LANG	Great Britain and Northern Ireland	1088	
7 °	3.53 m		ALFONSO D'AMBROSIO	Italy	1410	

LONG JUMP 60-69 **60-69 Female**

Pos.	Mark	W.	Athlete	Country	Bib	Obs.
1 °	2.39 m		GENEVIÈVE ANTHAMATTEN	Switzerland	1953	
2 °	2.32 m		YVETTE MATTHEWS	United States	2300	
3 °	2.20 m		IRENE ANDERSON JEFFERS	Great Britain and Northern Ireland	881	
4 °	1.54 m		JANET DENNIS	United States	2151	

LONG JUMP 60-69 **60-69 Male**

Pos.	Mark	W.	Athlete	Country	Bib	Obs.
1 °	3.74 m		SUWAN BAMRUNG	Thailand	2025	
2 °	3.42 m		CHAK PING SEM	Hong Kong	1125	
3 °	3.32 m		TEIMOURAZ DAVIDOVICH BITIEV	New Zealand	1652	
4 °	3.27 m		JOHN RONALD BARNES	Great Britain and Northern Ireland	916	
5 °	3.20 m		PRAMOTE LADSUWAN	Thailand	2006	
6 °	3.05 m		SUI LUNG LAI	Hong Kong	1147	
7 °	2.34 m		GILBERT GONZALES	United States	2132	
8 °	. 0 m		RUDOLF RIEBLI	Switzerland	1967	

LONG JUMP 70+ 70+ Male

Pos.	Mark	W.	Athlete	Country	Bib	Obs.
1 °	3.34 m		ROBERTO CANTONI	Italy	1458	
2 °	2.75 m		PER GLASØ	Norway	1659	
3 °	2.58 m		TERRY EDWARD WRIGHT	Great Britain and Northern Ireland	1077	
4 °	2.51 m		DEREK EDWYNNE JOHNSON	Great Britain and Northern Ireland	832	

LONG JUMP DONO DONOR

Pos.	Mark	W.	Athlete	Country	Bib	Obs.
1 °	6.43 m		PAUL HÜNECKE	Germany	725	
2 °	3.95 m		SHAUN CARTER	Australia	273	
3 °	3.93 m		SIMON NICHOLLS	Great Britain and Northern Ireland	1059	
4 °	3.71 m		FRANKIE OKANE	Great Britain and Northern Ireland	859	
5 °	3.37 m		SU BRIMBLE	Great Britain and Northern Ireland	1068	
6 °	3.13 m		CARI LAUREN MUTNICK	United States	2076	
7 °	2.51 m		GILLIAN AUDREY CHILDS	Great Britain and Northern Ireland	871	
8 °	2.43 m		DAVE MICHAEL PETRICK	United States	2093	

SHOT PUT 15-17 **15-17 Male**

Pos.	Mark	W.	Athlete	Country	Bib	Obs.
1 °	6.85 m		LUKE ELIAS ALEXANDER	Great Britain and Northern Ireland	948	
2 °	6.54 m		TITREK FIDEL NKADIMENG	South Africa	1811	

SHOT PUT 18-29 **18-29 Female**

Pos.	Mark	W.	Athlete	Country	Bib	Obs.
1 °	6.63 m		ALEXANDRA FUNK	Germany	658	
2 °	5.69 m		MASOUMEH REZAEI	Iran, Islamic Republic of	1290	
3 °	.0 m		YAN TING CHIU	Hong Kong	1155	

SHOT PUT 18-29 **18-29 Male**

Pos.	Mark	W.	Athlete	Country	Bib	Obs.
1 °	9.92 m		ÁDÁM BÁLINT VELKEY-GUTH	Hungary	1159	
2 °	9.00 m		GARY STILL	Great Britain and Northern Ireland	865	
3 °	5.35 m		EDWARD DYLAN DEEM	United States	2115	

SHOT PUT 30-39 **30-39 Female**

Pos.	Mark	W.	Athlete	Country	Bib	Obs.
1 °	7.96 m		KOLSOOM EBRAHIMI	Iran, Islamic Republic of	1278	
2 °	7.80 m		TUISKU-TUULIA LEINONEN	Finland	567	
3 °	7.47 m		SAMANTHA CIURLUINI	Italy	1460	
4 °	7.42 m		AUDRÉE DESCHENEAX	Canada	347	
5 °	7.05 m		MARJO REMES	Finland	532	
6 °	6.98 m		EMMA LOUISE WILTSHIRE	Great Britain and Northern Ireland	851	
7 °	6.92 m		ELLISIV STIFOSS-HANSEN	Norway	1654	
8 °	6.38 m		AMY LYNN FRACKOWIAK	United States	2055	
9 °	6.37 m		RESHMA RESHMA RANA	Great Britain and Northern Ireland	1025	
10 °	6.28 m		PAULINA CHABOWSKA	Poland	1681	
11 °	5.98 m		TRACY JAYNE BAKER	Great Britain and Northern Ireland	1084	
12 °	5.96 m		ELIZABETH T CRAZE	United States	2118	
13 °	5.95 m		BRIGITTE GROTMANN	Germany	668	

14 ° 4.55 m BROOKE HUUSKES Australia 184

SHOT PUT 30-39 30-39 Male

Pos.	Mark	W.	Athlete	Country	Bib	Obs.
1 °	10.82 m		ALI HEIDARIPOOR	Iran, Islamic Republic of	1236	
2 °	10.42 m		APOSTOLOS CHARITONIDIS	Greece	1094	
3 °	10.25 m		JOE MATTHEWS	Great Britain and Northern Ireland	911	
4 °	10.10 m		MARCEL MARCH	Germany	708	
5 °	8.81 m		JONI SAARINEN	Finland	524	
6 °	8.10 m		GARTH LEWIS	Great Britain and Northern Ireland	862	
7 °	8.00 m		SERGIO COBOS	Spain	1917	
8 °	7.98 m		JAMES CAMERON	Canada	381	
9 °	7.77 m		JABER TIMA	Iran, Islamic Republic of	1273	
10 °	7.74 m		MATIAS MARTINO	Chile	450	
11 °	7.60 m		THOMAS ANLIKER	Switzerland	1971	

SHOT PUT 40-49

40-49 Female

Pos.	Mark	W.	Athlete	Country	Bib	Obs.
1 °	7.53 m		WIOLETTA KIMLA	Poland	1686	
2 °	6.96 m		TRACEY GRIFFITHS	Great Britain and Northern Ireland	1081	
3 °	6.90 m		BARB SHEBLE	United States	2064	
4 °	6.75 m		KERRY MURPHY	United States	2188	
5 °	6.70 m		VICTORIA HORAN	Great Britain and Northern Ireland	1086	
6 °	6.70 m		ANGELA SHERLOCK	Ireland	1353	
7 °	6.61 m		JOHANNA KANKAANPÄÄ	Finland	523	
8 °	6.34 m		CLAUDIA HOMBACH	Germany	673	
9 °	4.44 m		KARINA PREVOST	Canada	395	
10 °	4.23 m		CLARA CALVO GONZÁLEZ	Spain	1843	

SHOT PUT 40-49

40-49 Male

Pos.	Mark	W.	Athlete	Country	Bib	Obs.
1 °	11.34 m		JEREMY CLIFTON	Great Britain and Northern Ireland	902	
2 °	11.25 m		RÓBERT LÁSZLÓ GELENCSÉR	Hungary	1209	
3 °	10.98 m		TOMAS BURDA	Czech Republic	504	
4 °	10.95 m		MICHAEL KEOHANE	Ireland	1377	
5 °	10.42 m		ALEX GELDOF	Belgium	302	
6 °	9.90 m		ROLANDO SILVA	Chile	81	
7 °	9.72 m		MOKKAS KOSTANTINOS	GREECE	1115	
8 °	9.52 m		GASTON VALFRE	Uruguay	2304	
9 °	9.03 m		STEPHEN STEPHEN EVANS	Canada	430	
10 °	8.72 m		JUKKA SAARINEN	Finland	528	
11 °	8.32 m		JUHA OJASTENMÄKI	Finland	527	
12 °	7.75 m		DIRK NAUMANN	Germany	679	
13 °	7.73 m		ALEXANDER PLEBS	Germany	656	

SHOT PUT 50-59 **50-59 Female**

Pos.	Mark	W.	Athlete	Country	Bib	Obs.
1 °	7.31 m		CRISTINA RAMIREZ GONZALEZ	Chile	447	
2 °	7.11 m		CHRISTINE MAREE TEW	Australia	192	
3 °	6.29 m		PHILY GERAARDS-SLENTER	Netherlands	1599	
4 °	5.96 m		ANNA ABRAMCZYK-DOBRZYŃSKA	Poland	1668	
5 °	5.10 m		MONIKA WEIDT	Germany	719	
6 °	5.10 m		MARGHERITA MAZZANTINI	Italy	1447	

SHOT PUT 50-59

50-59 Male

Pos.	Mark	W.	Athlete	Country	Bib	Obs.
1 °	12.64 m		TEIJO HIETANEN	Finland	558	
2 °	11.55 m		ISTVÁN SÁNDOR KÓRÓDI	Hungary	1189	
3 °	11.12 m		ANDRZEJ - HAJ	Poland	1665	
4 °	11.00 m		ISIDOROS MATSKIDIS	Greece	1111	
5 °	10.61 m		NABIOLLAH MARZBAN ABBASABADI	Iran, Islamic Republic of	1313	
6 °	10.32 m		CARLOS SÁNCHEZ MONTES	Spain	1838	
7 °	9.91 m		MARK WILLIAM AGNEW	South Africa	1787	
8 °	9.87 m		MORAY LAING	Great Britain and Northern Ireland	982	
9 °	9.50 m		KARSTEN ZEH	Germany	703	
10 °	9.40 m		FRANK DANIELZIK	Germany	688	
11 °	9.21 m		CARLOS ALBERTO ROSSI	Argentina	109	
12 °	9.14 m		JARMO LEVÄINEN	Finland	521	
13 °	9.03 m		DUSAN KRIZKO	Slovakia	1722	

14 °	8.95 m	JOSE GARCIA MONTESINOS	Spain	1871
15 °	8.90 m	GÜNTER HAMANN	Germany	693
16 °	8.50 m	STANLEY ANDRE HENKEMAN	South Africa	1806
17 °	8.11 m	RAINER EULE	Germany	730
18 °	8.04 m	COLIN NOEL CHURCH	New Zealand	1636
19 °	8.00 m	REINO LUOKKANEN	Finland	548
20 °	7.90 m	MATEO RUIZ JODAR	Spain	1898
21 °	7.90 m	ROBERT HODGKISS	Great Britain and Northern Ireland	1033
22 °	7.60 m	LIBOR MALÍNSKÝ	Czech Republic	498
23 °	7.56 m	BART DE BOER	Netherlands	1537
24 °	7.10 m	NEIL FOLKINS	Canada	417
25 °	6.94 m	JOSE WINSHTON FERNANDEZ CARDOZO	Uruguay	2308
26 °	6.92 m	MIKE BUTLER	United States	2227
27 °	6.45 m	AD VERWEIJ	Netherlands	1526



XXI WORLD TRANSPLANT GAMES

ESTADIO CIUDAD DE MALAGA

28 °	6.43 m	SASA MACKIC	Denmark	510
29 °	6.40 m	SEPPO LEPISTÖ	Finland	554
30 °	.0 m	KIN PONG ABLE LAU	Hong Kong	1136

SHOT PUT 60-69 60-69 Female

Pos.	Mark	W.	Athlete	Country	Bib	Obs.
1 °	6.37 m		HELLETJIE HENDRIKA UYS	South Africa	1755	
2 °	6.23 m		YVETTE MATTHEWS	United States	2300	
3 °	5.91 m		RUTH LOUGHLIN	Canada	422	
4 °	5.82 m		GUDRUN MANUWALD-SEEMUELLER	Germany	692	
5 °	5.32 m		JANET DENNIS	United States	2151	
6 °	4.66 m		KRYSTYNA MURDZEK	Poland	1675	



SHOT PUT 60-69

60-69 Male

Pos.	Mark	W.	Athlete	Country	Bib	Obs.
1 °	13.00 m		TOMMY W HENRY	United States	2292	
2 °	12.73 m		REIJO HYYTIÄINEN	Finland	546	
3 °	11.29 m		KRZYSZTOF GÓRSKI	Poland	1676	
4 °	11.20 m		PETER RODE	Germany	727	
5 °	11.14 m		LUDWIG SZEBERENYI	Austria	294	
6 °	10.10 m		GHOLAMHASAN KIANPOUR	Iran, Islamic Republic of	1266	
7 °	10.01 m		CARLO SILVI	Italy	1418	
8 °	9.90 m		HANS KARLSSON	Sweden	1928	
9 °	9.79 m		TEIMOURAZ DAVIDOVICH BITIEV	New Zealand	1652	
10 °	9.75 m		REIJO HILLI	Finland	547	
11 °	9.74 m		STEPHEN WILKES	Canada	431	
12 °	9.31 m		HERMANN STEYN	South Africa	1759	
13 °	7.47 m		JUAN CORTES	Argentina	137	

SHOT PUT 70+ 60-69 Male

Pos.	Mark	W.	Athlete	Country	Bib	Obs.
1 °	8.70 m		JOHN HOLS	Canada	390	

SHOT PUT 70+ 70+ Female

Pos.	Mark	W.	Athlete	Country	Bib	Obs.
1 °	4.45 m		JENNIFER MAY HOSKING	Australia	219	

SHOT PUT 70+ 70+ Male

Pos.	Mark	W.	Athlete	Country	Bib	Obs.
1 °	10.50 m		ROBERT SUPPLEE	United States	2257	
2 °	9.50 m		BRIAN LEONARD LOMBARD	South Africa	1734	
3 °	8.60 m		JOSEPH MCDONALD	United States	2173	
4 °	6.90 m		BRYAN ECKERSLEY	New Zealand	1634	
5 °	5.30 m		MARIO CAPASSO	Australia	242	

HIGH JUMP 15-17

Men

Pos	Mark	Athlete	Country	Bib	Obs.
1 °	1.45 m	KAIDYN MICHAEL BLAIR	Canada	394	

HIGH JUMP 18-29

Men

Pos	Mark	Athlete	Country	Bib	Obs.
1 °	1.50 m	SIEGFRIED MESCHNIG	Austria	299	
2 °	1.50 m	MATT AUGUSTINE FIELD	New Zealand	1648	
3 °	1.40 m	STEPHANE LACROIX	Canada	429	
4 °	1.40 m	TOMI SYVÄJÄRVI	Finland	564	
5 °	1.35 m	ARTUR ZYCHOWICZ	Poland	1669	

HIGH JUMP 30-39

Men

Pos	Mark	Athlete	Country	Bib	Obs.
1 °	1.50 m	JUAN MANUEL BORGA	Argentina	136	
2 °	1.50 m	SAEID MONTAZER PARCHI	Iran, Islamic Republic of	1326	
3 °	1.45 m	MARCEL MARCH	Germany	708	
4 °	1.40 m	MIKA RAJAMÄKI	Finland	538	
5 °	1.40 m	STEVEN ARTHY	Australia	276	
6 °	1.35 m	GARTH LEWIS	Great Britain and Northern Ireland	862	
7 °	1.35 m	RISTO AHOLAINEN	Finland	549	
8 °	1.15 m	MAXIMILIAN LANG	Austria	297	

HIGH JUMP 30-39

Women

Pos	Mark	Athlete	Country	Bib	Obs.
1 °	1.30 m	MARJO REMES	Finland	532	
2 °	1.30 m	EMMA LOUISE WILTSHIRE	Great Britain and Northern Ireland	851	
3 °	1.20 m	ELIZABETH CATHARINA VAN NIEKERK	South Africa	1747	

HIGH JUMP 40-49

Men

Pos	Mark	Athlete	Country	Bib	Obs.
1 °	1.63 m	STEPHEN ALAN JARVIS	Great Britain and Northern Ireland	1062	
2 °	1.50 m	JEREMY CLIFTON	Great Britain and Northern Ireland	902	
3 °	1.50 m	IZAK PETRUS VAN DER WESTHUIZEN	South Africa	1760	
4 °	1.45 m	ANAAM RAHBAR	Iran, Islamic Republic of	1243	
5 °	1.35 m	DAVID NICHOLAS HOWARD	Australia	197	
6 °	1.20 m	ROLANDO ROLANDO	Chile	453	

HIGH JUMP 40-49

Women

Pos	Mark	Athlete	Country	Bib	Obs.
1 °	1.09 m	KERSTIN KLEE	Germany	705	
2 °	1.06 m	JILL LINTA	United States	2162	

HIGH JUMP 50-59

Men

Pos	Mark	Athlete	Country	Bib	Obs.
1 °	1.55 m	TOMMI VUORISTO	Finland	565	
2 °	1.45 m	ISIDOROS MATSKIDIS	Greece	1111	
3 °	1.40 m	CRISTIAN MULLER	Chile	446	
4 °	1.35 m	RICHARD WESTERDAAL	Netherlands	1605	
5 °	1.25 m	ANTHONY BRENDAN BYRNE	Ireland	1354	
6 °	1.20 m	GÜNTER HAMANN	Germany	693	
7 °	.0 m	DARONTA L BRIGGS	United States	2092	

HIGH JUMP 50-59

Women

Pos	Mark	Athlete	Country	Bib	Obs.
1 °	1.40 m	TUIJA HELANDER	Finland	566	
2 °	1.00 m	MONIKA PILGER	Germany	720	

HIGH JUMP 60-69

Men

Pos	Mark	Athlete	Country	Bib	Obs.
1 °	1.25 m	TEIMOURAZ DAVIDOVICH BITIEV	New Zealand	1652	
2 °	1.25 m	MAURI KUOTOLA	Finland	536	
3 °	1.25 m	REIJO HILLI	Finland	547	
4 °	1.20 m	WOLFGANG LORENZEN	Germany	751	
5 °	0.95 m	GILBERT GONZALES	United States	2132	

BÁDMINTON

World Transplant Games - Málaga 2017

MS-12/14

Badminton Tournament Planner - bwf.tournamentsoftware.com

	St.	Cnty	Flag		1	2	3	4	
1		ARG		Fabrizio Moreschi		10-15 9-15	16-14 15-10	15-8 15-8	
2		GBR		Robert Collins	15-10 15-9		15-8 15-2	15-0 15-4	
3		GBR		Alex Gibbs	14-16 10-15	8-15 2-15		13-15 13-15	
4		GBR		Esben Rost	8-15 8-15	0-15 4-15	15-13 15-13		
Standings		Pts	Pl.	Games			Points		
1	Robert Collins	3	3	6	-	0	90	-	33
2	Fabrizio Moreschi	2	3	4	-	2	80	-	70
3	Esben Rost	1	3	2	-	4	50	-	86
4	Alex Gibbs	0	3	0	-	6	60	-	91

World Transplant Games - Málaga 2017

MS-15/17-Qualification

Badminton Tournament Planner - bwf.tournamentsoftware.com

MS-15/17 - Group A

	St.	Cnty	Flag		1	2	3		
1		GBR		Lewis Brimble [1]		15-7 15-7	15-8 15-4		
2		HKG		Choi Ki Sang	7-15 7-15		13-15 6-15		
3		GER		Yorrick Graff	8-15 4-15	15-13 15-6			
Standings		Pts	Pl.	Games			Points		
1	Lewis Brimble	2	2	4	-	0	60	-	26
2	Yorrick Graff	1	2	2	-	2	42	-	49
3	Choi Ki Sang	0	2	0	-	4	33	-	60

MS-15/17 - Group B

	St.	Cnty	Flag		1	2	3		
1		FRA		Tidiane Pigree		5-15 3-15	1-15 7-15		
2		GBR		Stuart Robbins	15-5 15-3		9-15 10-15		
3		GBR		Cameron McGregor-Oden	15-1 15-7	15-9 15-10			
Standings		Pts	Pl.	Games			Points		
1	Cameron McGregor-Oden	2	2	4	-	0	60	-	27
2	Stuart Robbins	1	2	2	-	2	49	-	38
3	Tidiane Pigree	0	2	0	-	4	16	-	60

World Transplant Games - Málaga 2017

MS-15/17

Badminton Tournament Planner - bwf.tournamentsoftware.com

	St.	Cnty	Flag	Final	Winner
1	Q	GBR		Lewis Brimble	
2	Q	GBR		Cameron McGregor-Oden	Cameron McGregor-Oden 21-9 21-13

World Transplant Games - Málaga 2017

WS-12/17

Badminton Tournament Planner - bwf.tournamentsoftware.com

	St.	Cnty	Flag		1	2	3	4	5
1	WDN	SUI		Anais D'Hooghe		No Match	No Match	No Match	No Match
2		GBR		Kiera Jackson	No Match		8-15 12-15	11-15 6-15	No Match
3		GBR		Charlotte Archer-Gay	No Match	15-8 15-12		9-15 15-9 11-15	No Match
4		HKG		So Tsz Ling	No Match	15-11 15-6	15-9 9-15 15-11		15-5 15-4
5		CAN		Allaxis Siebrecht	No Match	No Match	No Match	5-15 4-15	
Standings		Pts	Pl.	Games			Points		
1	So Tsz Ling	4	4	6	-	1	99	-	61
2	Charlotte Archer-Gay	3	4	3	-	2	65	-	59
3	Kiera Jackson	2	4	0	-	4	37	-	60
4	Allaxis Siebrecht	1	4	0	-	2	9	-	30
5	Anais D'Hooghe	0	4	0	-	0	0	-	0

World Transplant Games - Málaga 2017

MS-18/29-Qualification

Badminton Tournament Planner - bwf.tournamentsoftware.com

MS-18/29 - Grupo A

	St.	Cnty	Flag		1	2	3	
1		IRI		Hossein Rezaei Almanghadim [1]		15-12 15-11	15-6 15-9	
2		GBR		Jon Fox	12-15 11-15		15-10 15-12	
3		THA		Kittiwit Chailee	6-15 9-15	10-15 12-15		
Standings		Pts	Pl.		Games			Points
1	Hossein Rezaei Almanghadim	2	2	4	-	0	60	- 38
2	Jon Fox	1	2	2	-	2	53	- 52
3	Kittiwit Chailee	0	2	0	-	4	37	- 60

MS-18/29 - Grupo B

	St.	Cnty	Flag		1	2	3	
1		GBR		Jamie Jessup [2]		No Match	15-3 15-8	
2		USA		Kai Dambach	No Match		No Match	
3		FIN		Markus Niemelä	3-15 8-15	No Match		
Standings		Pts	Pl.		Games			Points
1	Jamie Jessup	2	2	2	-	0	30	- 11
2	Markus Niemelä	1	2	0	-	2	11	- 30
3	Kai Dambach	0	2	0	-	0	0	- 0

MS-18/29 - Grupo C

	St.	Cnty	Flag		1	2	3	
1		THA		Nopparat Karnkayan [3]		15-7 15-5	15-9 17-15	
2		CAN		Ronald Antonroy	7-15 5-15		6-15 3-15	
3		GBR		Jack Booth	9-15 15-17	15-6 15-3		
Standings		Pts	Pl.		Games			Points
1	Nopparat Karnkayan	2	2	4	-	0	62	- 36
2	Jack Booth	1	2	2	-	2	54	- 41
3	Ronald Antonroy	0	2	0	-	4	21	- 60

MS-18/29 - Grupo D

	St.	Cnty	Flag		1	2	3	4	
1		ESP		Antonio Domínguez		No Match	No Match	No Match	
2		GBR		George Mortlock	No Match		5-15 7-15	No Match	
3		FRA		Maxime Cochard	No Match	15-5 15-7		No Match	
4	WDN	SGP		Tan Jun Ming	No Match	No Match	No Match		
Standings		Pts	Pl.		Games				Points
1	Maxime Cochard	3	3	2	-	0	30	- 12	
2	George Mortlock	2	3	0	-	2	12	- 30	
3	Antonio Domínguez	1	3	0	-	0	0	- 0	
4	Tan Jun Ming	0	3	0	-	0	0	- 0	

MS-18/29 - Grupo E

	St.	Cnty	Flag		1	2	3	4	
1		GBR		Nick Miller		15-10 15-11	10-15 16-14 13-15	15-6 15-6	
2		POL		Artur Zychowicz	10-15 11-15		6-15 3-15	15-8 15-3	
3		GER		Julian Storch	15-10 14-16 15-13	15-6 15-3		15-8 15-4	
4		GBR		Matthew Bell	6-15 6-15	8-15 3-15	8-15 4-15		
Standings		Pts	Pl.		Games				Points
1	Julian Storch	3	3	6	-	1	104	- 60	
2	Nick Miller	2	3	5	-	2	99	- 77	
3	Artur Zychowicz	1	3	2	-	4	60	- 71	
4	Matthew Bell	0	3	0	-	6	35	- 90	

World Transplant Games - Málaga 2017

MS-18/29

Badminton Tournament Planner - bwf.tournamentsoftware.com

	St.	Cnty	Flag	Quarterfinals	Semifinals	Final	Winner
1	Q	IRI		Hossein Rezaei Almaghadim			
2				Bye 1	Hossein Rezaei Almaghadim		
3	Q	FRA		Maxime Cochard		Hossein Rezaei Almaghadim 15-2 15-12	
4				Bye 3	Maxime Cochard		
5	Q	GER		Julian Storch			Hossein Rezaei Almaghadim 21-16 22-24 24-22
6	Q	THA		Nopparat Karnkayan	Julian Storch 15-5 15-13		
7				Bye 2		Julian Storch 15-11 15-11	
8	Q	GBR		Jamie Jessup	Jamie Jessup		

World Transplant Games - Málaga 2017

WS-18/29-Qualification

Badminton Tournament Planner - bwf.tournamentsoftware.com

WS-18/29 - Grupo A

	St.	Cnty	Flag		1	2	3			
1		JPN		Nanae Ichikawa [1]		15-2 15-12	15-4 15-1			
2		IRI		Fatemeh Ramezanidadeh	2-15 12-15		15-3 15-3			
3		AUS		Tamaryn Stevens	4-15 1-15	3-15 3-15				
Standings				Pts	Pl.	Games	Points			
1		Nanae Ichikawa	2	2	4	-	0	60	-	19
2		Fatemeh Ramezanidadeh	1	2	2	-	2	44	-	36
3		Tamaryn Stevens	0	2	0	-	4	11	-	60

WS-18/29 - Grupo B

	St.	Cnty	Flag		1	2	3			
1		IRI		Maryam Rahmani [2]		15-10 15-5	15-5 15-3			
2		NED		Florinda Siep	10-15 5-15		15-11 15-9			
3		GBR		Rachel Chambers	5-15 3-15	11-15 9-15				
Standings				Pts	Pl.	Games	Points			
1		Maryam Rahmani	2	2	4	-	0	60	-	23
2		Florinda Siep	1	2	2	-	2	45	-	50
3		Rachel Chambers	0	2	0	-	4	28	-	60

WS-18/29 - Grupo C

	St.	Cnty	Flag		1	2	3			
1		THA		Chidapa Srichamnong [3]		15-11 12-11	4-15 7-15			
2		AUS		Rebecca Peters	11-15 11-12		15-8 13-15 12-15			
3		GBR		Emily Potter	15-4 15-7	8-15 15-13 15-12				
Standings				Pts	Pl.	Games	Points			
1		Emily Potter	2	2	4	-	1	68	-	51
2		Chidapa Srichamnong	1	2	2	-	2	38	-	52
3		Rebecca Peters	0	2	1	-	4	62	-	65

WS-18/29 - Grupo D

	St.	Cnty	Flag		1	2	3			
1		FRA		Nadege Le Men		12-15 7-15	0-15 4-15			
2		RSA		Janike Kleinhans	15-12 15-7		4-15 15-8 11-15			
3		GBR		Zoe Buchanan	15-0 15-4	15-4 8-15 15-11				
Standings				Pts	Pl.	Games	Points			
1		Zoe Buchanan	2	2	4	-	1	68	-	34
2		Janike Kleinhans	1	2	3	-	2	60	-	57
3		Nadege Le Men	0	2	0	-	4	23	-	60

World Transplant Games - Málaga 2017

WS-18/29

Badminton Tournament Planner - bwf.tournamentsoftware.com

	St.	Cnty	Flag	Semifinals	Final	Winner
1	Q	JPN		Nanae Ichikawa		
2	Q	GBR		Zoe Buchanan	Nanae Ichikawa 15-8 15-8	Maryam Rahmani 21-19 15-9
3	Q	GBR		Emily Potter		
4	Q	IRI		Maryam Rahmani	Maryam Rahmani 15-3 15-12	

World Transplant Games - Málaga 2017

MS-30/39-Qualification

Badminton Tournament Planner - bwf.tournamentsoftware.com

MS-30/39 - Grupo A

	St.	Cnty	Flag		1	2	3
1		GBR		Neil Mcleod [1]		19-21 12-15	No Match
2		THA		Phunnarputt Jittjarukorn	21-19 15-12		No Match
3	WDN	IRI		Hamzeh Pirmoradian	No Match	No Match	
		Standings	Pts	Pl.	Games		Points
1	Phunnarputt Jittjarukorn	2	2	2	-	0	36
2	Neil Mcleod	1	2	0	-	2	31
3	Hamzeh Pirmoradian	0	2	0	-	0	0

MS-30/39 - Grupo B

	St.	Cnty	Flag		1	2	3
1		JPN		Yusuke Kurata [2]		15-7 12-15 15-11	No Match
2		GBR		Chris Cliffe	7-15 15-12 11-15		No Match
3	WDN	USA		Hamed Pourzargham	No Match	No Match	
		Standings	Pts	Pl.	Games		Points
1	Yusuke Kurata	2	2	2	-	1	42
2	Chris Cliffe	1	2	1	-	2	33
3	Hamed Pourzargham	0	2	0	-	0	0

MS-30/39 - Grupo C

	St.	Cnty	Flag		1	2	3
1		GBR		Simon Bessant		6-15 9-15	16-14 15-6
2		IND		Balveer Singh	15-6 15-9		15-7 15-8
3		THA		Wassapol Thamniyon	14-16 6-15	7-15 8-15	
		Standings	Pts	Pl.	Games		Points
1	Balveer Singh	2	2	4	-	0	60
2	Simon Bessant	1	2	2	-	2	46
3	Wassapol Thamniyon	0	2	0	-	4	35

MS-30/39 - Grupo D

	St.	Cnty	Flag		1	2	3
1		ARG		Carlos Russo		No Match	3-15 3-15
2	WDN	IRI		Ali Nafaji Sanglaji	No Match		No Match
3		GBR		Alan Avon	15-3 15-3	No Match	
		Standings	Pts	Pl.	Games		Points
1	Alan Avon	2	2	2	-	0	30
2	Carlos Russo	1	2	0	-	2	6
3	Ali Nafaji Sanglaji	0	2	0	-	0	0

MS-30/39 - Grupo E

	St.	Cnty	Flag		1	2	3	4
1		ARG		Maximiliano Molina		3-15 2-15	2-15 1-15	7-15 4-15
2		IRI		Alireza Roohparvarzadeh	15-3 15-2		15-6 8-15 14-16	15-8 13-15 16-14
3		SWE		Johan Lindström	15-2 15-1	6-15 15-8 16-14		11-15 15-12 16-14
4		THA		Supasak Choeichum	15-7 15-4	8-15 15-13 14-16	15-11 12-15 14-16	
		Standings	Pts	Pl.	Games		Points	
1	Johan Lindström	3	3	6	-	2	109	81
2	Alireza Roohparvarzadeh	2	3	5	-	3	111	79
3	Supasak Choeichum	1	3	4	-	4	108	97
4	Maximiliano Molina	0	3	0	-	6	19	90

World Transplant Games - Málaga 2017

MS-30/39

Badminton Tournament Planner - bwf.tournamentsoftware.com

	St.	Cnty	Flag	Quarterfinals	Semifinals	Final	Winner
1	Q	THA		Phunnarputt Jittjarukorn			
2				Bye 1	Phunnarputt Jittjarukorn		
3	Q	GBR		Alan Avon		Phunnarputt Jittjarukorn 15-6 15-3	
4				Bye 3	Alan Avon		
5	Q	SWE		Johan Lindström			Balveer Singh 21-14 21-11
6	Q	IND		Balveer Singh	Balveer Singh 11-15 15-11 15-7		
7				Bye 2		Balveer Singh 15-11 15-8	
8	Q	JPN		Yusuke Kurata	Yusuke Kurata		

World Transplant Games - Málaga 2017

WS-30/39-Qualification

Badminton Tournament Planner - bwf.tournamentsoftware.com

WS-30/39 - Grupo A

	St.	Cnty	Flag	1	2	3	4		
1		IRI		Najmeh Kamali [1]	15-5 15-4	15-9 16-14	8-15 13-15		
2		SUI		Sandra Strebel [4]	5-15 4-15	13-15 4-15	5-15 6-15		
3		HUN		Ingrid Tilhof	9-15 14-16	15-13 15-4	13-15 10-15		
4		GBR		Claudia Tibbutt	15-8 15-13	15-5 15-6	15-13 15-10		
Standings				Pts	Pl.	Games	Points		
1	Claudia Tibbutt	3	3	6	-	0	90	-	55
2	Najmeh Kamali	2	3	4	-	2	82	-	62
3	Ingrid Tilhof	1	3	2	-	4	76	-	78
4	Sandra Strebel	0	3	0	-	6	37	-	90

WS-30/39 - Grupo B

	St.	Cnty	Flag	1	2	3	4		
1		THA		Nareerat Thongsanthiah [2]	15-6 15-5	15-7 15-8	No Match		
2		ARG		María José Vilella [3]	6-15 5-15	11-15 12-15	No Match		
3		BEL		Stephanie Keustermans	7-15 8-15	15-11 15-12	No Match		
4	WDN	IRI		Maedeh Fathi Ghadikolaei	No Match	No Match	No Match		
Standings				Pts	Pl.	Games	Points		
1	Nareerat Thongsanthiah	3	3	4	-	0	60	-	26
2	Stephanie Keustermans	2	3	2	-	2	45	-	53
3	María José Vilella	1	3	0	-	4	34	-	60
4	Maedeh Fathi Ghadikolaei	0	3	0	-	0	0	-	0

World Transplant Games - Málaga 2017

WS-30/39

Badminton Tournament Planner - bwf.tournamentsoftware.com

	St.	Cnty	Flag	Final	Winner
1	Q	GBR		Claudia Tibbutt	
2	Q	THA		Nareerat Thongsanthiah	Claudia Tibbutt 21-2 21-9

World Transplant Games - Málaga 2017

MS-40/49-Qualification

Badminton Tournament Planner - bwf.tournamentsoftware.com

MS-40/49 - Grupo A

	St.	Cnty	Flag	1	2	3		
1		RSA		Johan Kleingeld [1]	15-4 15-2	15-12 15-8		
2		THA		Attapol Likitpattamasingh	4-15 2-15	6-15 9-15		
3		GBR		John Tibbutt	12-15 8-15	15-6 15-9		
Standings		Pts	Pl.	Games			Points	
1	Johan Kleingeld	2	2	4	-	0	60	26
2	John Tibbutt	1	2	2	-	2	50	45
3	Attapol Likitpattamasingh	0	2	0	-	4	21	60

MS-40/49 - Grupo B

	St.	Cnty	Flag	1	2	3		
1		IND		D.K. Soti [2]	15-8 10-15 19-17	14-16 15-11 15-13		
2		FRA		Laurent Desormeaux	8-15 15-10 17-19	16-14 15-5		
3		IRI		Behrouz Salimi	16-14 11-15 13-15	14-16 5-15		
Standings		Pts	Pl.	Games			Points	
1	D.K. Soti	2	2	4	-	2	88	80
2	Laurent Desormeaux	1	2	3	-	2	71	63
3	Behrouz Salimi	0	2	1	-	4	59	75

MS-40/49 - Grupo C

	St.	Cnty	Flag	1	2	3	4	
1		GBR		Tim Adamson [3]	15-2 15-6	15-2 15-2	15-2 15-3	
2		HUN		Albert Nagy	2-15 6-15	No Match	15-7 15-12	
3		USA		Calvin Henry	2-15 2-15	No Match	9-15 8-15	
4		THA		Pravech Vuttisarn	2-15 3-15	7-15 12-15	15-9 15-8	
Standings		Pts	Pl.	Games			Points	
1	Tim Adamson	3	3	6	-	0	90	17
2	Albert Nagy	2	3	2	-	2	38	49
3	Pravech Vuttisarn	1	3	2	-	4	54	77
4	Calvin Henry	0	3	0	-	4	21	60

MS-40/49 - Grupo D

	St.	Cnty	Flag	1	2	3	4	
1		CZE		Roman Dunda [4]	No Match	15-13 15-17 15-9	No Match	
2		USA		Samir Aneja	No Match	2-15 6-15	No Match	
3		KOR		Younghyun Ahn	13-15 17-15 9-15	15-2 15-6	No Match	
4	WDN	GBR		Neil Macdonald	No Match	No Match	No Match	
Standings		Pts	Pl.	Games			Points	
1	Roman Dunda	3	3	2	-	1	45	39
2	Younghyun Ahn	2	3	3	-	2	69	53
3	Samir Aneja	1	3	0	-	2	8	30
4	Neil Macdonald	0	3	0	-	0	0	0

World Transplant Games - Málaga 2017

MS-40/49

Badminton Tournament Planner - bwf.tournamentsoftware.com

	St.	Cnty	Flag	Semifinals	Final	Winner
1	Q	RSA		Johan Kleingeld		
2	Q	CZE		Roman Dunda	Johan Kleingeld 15-4 15-9	
3	Q	GBR		Tim Adamson		Johan Kleingeld 21-1 21-8
4	Q	IND		D.K. Soti	Tim Adamson 17-15 17-15	

World Transplant Games - Málaga 2017

WS-40/49-Qualification

Badminton Tournament Planner - bwf.tournamentsoftware.com

WS-40/49 - Grupo A

	St.	Cnty	Flag	1	2	3	4
1		GBR		Sarah Moody	7-15 3-15	No Match	15-9 15-8
2		THA		Sirirat Kongsuwan	15-7 15-3	No Match	13-15 15-10 15-13
3	WDN	IRI		Hayedeh Eslami	No Match	No Match	No Match
4		HUN		Zsuzsanna Hanyu	9-15 8-15	15-13 10-15 13-15	No Match

	Standings	Pts	Pl.	Games	Points
1	Sirirat Kongsuwan	3	3	4	48
2	Sarah Moody	2	3	2	47
3	Zsuzsanna Hanyu	1	3	1	73
4	Hayedeh Eslami	0	3	0	0

WS-40/49 - Grupo B

	St.	Cnty	Flag	1	2	3	4
1	WDN	IRI		Rezvan Najarzadeh	No Match	No Match	No Match
2		CHN		Zheng Lan	No Match	15-2 15-5	No Match
3		GBR		Alison Johns	No Match	2-15 5-15	No Match
4	WDN	IRI		Sima Karimi Yandari	No Match	No Match	No Match

	Standings	Pts	Pl.	Games	Points
1	Zheng Lan	3	3	2	7
2	Alison Johns	2	3	0	30
3	Rezvan Najarzadeh	1	3	0	0
4	Sima Karimi Yandari	0	3	0	0

World Transplant Games - Málaga 2017

WS-40/49

Badminton Tournament Planner - bwf.tournamentsoftware.com

	St.	Cnty	Flag	Final	Winner
1	Q	THA		Sirirat Kongsuwan	
2	Q	CHN		Zheng Lan	Sirirat Kongsuwan 21-10 21-16



World Transplant Games - Málaga 2017

MS-50/59-Qualification

Badminton Tournament Planner - bwf.tournamentssoftware.com

MS-50/59 - Grupo A

	St.	Cnty	Flag		1	2	3	
1	WDN	HUN		István Luib [1]		No Match	No Match	
2		KOR		Yeong Jeong Dae	No Match		4-15 5-15	
3		CZE		Petr Zitny	No Match	15-4 15-5		
Standings				Pts	Pl.	Games		Points
1	Petr Zitny	2	2	2	-	0	30	- 9
2	Yeong Jeong Dae	1	2	0	-	2	9	- 30
3	István Luib	0	2	0	-	0	0	- 0

MS-50/59 - Grupo B

	St.	Cnty	Flag		1	2	3	
1		SGP		Hock Heng Koh [2]		15-8 15-12	15-5 15-7	
2		NED		Bas Van De Ruit	8-15 12-15		15-6 15-2	
3		GBR		Dino Maroudias	5-15 7-15	6-15 2-15		
Standings				Pts	Pl.	Games		Points
1	Hock Heng Koh	2	2	4	-	0	60	- 32
2	Bas Van De Ruit	1	2	2	-	2	50	- 38
3	Dino Maroudias	0	2	0	-	4	20	- 60

MS-50/59 - Grupo C

	St.	Cnty	Flag		1	2	3	
1		SGP		Keng Siang Yue [3]		No Match	15-12 15-6	
2	WDN	USA		Phil Cioffioni	No Match		No Match	
3		NED		Theo Werkman	12-15 6-15	No Match		
Standings				Pts	Pl.	Games		Points
1	Keng Siang Yue	2	2	2	-	0	30	- 18
2	Theo Werkman	1	2	0	-	2	18	- 30
3	Phil Cioffioni	0	2	0	-	0	0	- 0

MS-50/59 - Grupo D

	St.	Cnty	Flag		1	2	3	
1		KOR		Hwang Jaechan [4]		9-15 11-15	No Match	
2		ESP		Juan José Pérez	15-9 15-11		No Match	
3	WDN	SUI		Nicolas Buchwalder	No Match	No Match		
Standings				Pts	Pl.	Games		Points
1	Juan José Pérez	2	2	2	-	0	30	- 20
2	Hwang Jaechan	1	2	0	-	2	20	- 30
3	Nicolas Buchwalder	0	2	0	-	0	0	- 0

MS-50/59 - Grupo E

	St.	Cnty	Flag		1	2	3	
1		THA		Pisit Thanomphan		15-1 15-2	15-9 15-7	
2		HKG		Tung Lok Lau	1-15 2-15		5-15 5-15	
3		SGP		Seah Hor Lim	9-15 7-15	15-5 15-5		
Standings				Pts	Pl.	Games		Points
1	Pisit Thanomphan	2	2	4	-	0	60	- 19
2	Seah Hor Lim	1	2	2	-	2	46	- 40
3	Tung Lok Lau	0	2	0	-	4	13	- 60

MS-50/59 - Grupo F

	St.	Cnty	Flag		1	2	3	
1		CHN		Wang Li		15-12 15-10	15-7 15-13	
2		GBR		Gareth Henderson	12-15 10-15		9-15 9-15	
3		THA		Kajhonsak Saisung	7-15 13-15	15-9 15-9		
Standings				Pts	Pl.	Games		Points
1	Wang Li	2	2	4	-	0	60	- 42
2	Kajhonsak Saisung	1	2	2	-	2	50	- 48
3	Gareth Henderson	0	2	0	-	4	40	- 60

MS-50/59 - Grupo G

	St.	Cnty	Flag		1	2	3	
1		NED		Arno Hoeckx		9-15 7-15	9-15 9-15	
2		GBR		Vince Mayne	15-9 15-7		15-3 13-15 16-14	
3		ESP		Martín Carrasco	15-9 15-9	3-15 15-13 14-16		
Standings				Pts	Pl.	Games		Points
1	Vince Mayne	2	2	4	-	1	74	- 48
2	Martín Carrasco	1	2	3	-	2	62	- 62
3	Arno Hoeckx	0	2	0	-	4	34	- 60

World Transplant Games - Málaga 2017

MS-50/59

Badminton Tournament Planner - bwf.tournamentsoftware.com

	St.	Cnty	Flag	Quarterfinals	Semifinals	Final	Winner
1	Q	CZE		Petr Zitny			
2				Bye 1	Petr Zitny		
3	Q	ESP		Juan José Pérez		Juan José Pérez 15-9 15-13	
4	Q	THA		Pisit Thanomphan	Juan José Pérez 15-13 17-19 16-14		
5	Q	GBR		Vince Mayne			Juan José Pérez 21-16 21-17
6	Q	SGP		Keng Siang Yue	Vince Mayne 15-7 15-9		
7	Q	CHN		Wang Li		Hock Heng Koh 15-12 15-7	
8	Q	SGP		Hock Heng Koh	Hock Heng Koh 17-19 15-8 15-10		

World Transplant Games - Málaga 2017

WS-50/59-Qualification

Badminton Tournament Planner - bwf.tournamentsoftware.com

WS-50/59 - Group A

	St.	Cnty	Flag		1	2	3	
1		GBR		Val Cooper [1]		15-9 15-11	15-4 15-6	
2		FRA		Beatrice Bare	9-15 11-15		15-13 15-12	
3		THA		Nataya Saowatanpong	4-15 6-15	13-15 12-15		
Standings				Pts	Pl.	Games		Points
1		Val Cooper	2	2	4	0	60	30
2		Beatrice Bare	1	2	2	2	50	55
3		Nataya Saowatanpong	0	2	0	4	35	60

WS-50/59 - Group B

	St.	Cnty	Flag		1	2	3	
1		GBR		Juliet Lewis [2]		17-15 20-18	No Match	
2		THA		Sumalee Sangarunsiri	15-17 18-20		No Match	
3		CAN		Susan Lawson	No Match	No Match		
Standings				Pts	Pl.	Games		Points
1		Juliet Lewis	2	2	2	0	37	33
2		Sumalee Sangarunsiri	1	2	0	2	33	37
3		Susan Lawson	0	2	0	0	0	0

WS-50/59 - Group C

	St.	Cnty	Flag		1	2	3	
1		GBR		Maggie Gambrill		15-11 15-6	15-11 16-18 13-15	
2		SUI		Ingrid Merz	11-15 6-15		7-15 15-11 6-15	
3		GBR		Catherine Hall	11-15 18-16 15-13	15-7 11-15 15-6		
Standings				Pts	Pl.	Games		Points
1		Catherine Hall	2	2	4	2	85	72
2		Maggie Gambrill	1	2	3	2	74	61
3		Ingrid Merz	0	2	1	4	45	71

World Transplant Games - Málaga 2017

WS-50/59

Badminton Tournament Planner - bwf.tournamentsoftware.com

	St.	Cnty	Flag	Semifinals	Final	Winner
1	Q	GBR		Val Cooper		
2				Bye 1	Val Cooper	
3	Q	GBR		Catherine Hall		Val Cooper 21-9 21-11
4	Q	GBR		Juliet Lewis	Juliet Lewis 15-6 15-10	

World Transplant Games - Málaga 2017

MS-60/69-Qualification

Badminton Tournament Planner - bwf.tournamentsoftware.com

MS-60/69 - Group A

	St.	Cnty	Flag	1	2	3			
1		SWE		Tomas Nilsson	12-15 15-9 10-15	11-15 14-16			
2		HKG		Ho Kui Wah Donny	15-12 9-15 15-10	15-10 9-15 11-15			
3		NZL		Brian Wigmore	15-11 16-14	10-15 15-9 15-11			
Standings				Pts	Pl.	Games	Points		
1	Brian Wigmore	2	2	4	-	1	71	-	60
2	Ho Kui Wah Donny	1	2	3	-	3	74	-	77
3	Tomas Nilsson	0	2	1	-	4	62	-	70

MS-60/69 - Group B

	St.	Cnty	Flag	1	2	3			
1		SGP		Kim Pheng Vincent Yeo	15-7 15-5	15-3 15-7			
2		THA		Thawatchai Ekthurapraphan	7-15 5-15	9-15 15-13 3-15			
3		USA		Steven Lyons	3-15 7-15	15-9 13-15 15-3			
Standings				Pts	Pl.	Games	Points		
1	Kim Pheng Vincent Yeo	2	2	4	-	0	60	-	22
2	Steven Lyons	1	2	2	-	3	53	-	57
3	Thawatchai Ekthurapraphan	0	2	1	-	4	39	-	73

MS-60/69 - Group C

	St.	Cnty	Flag	1	2	3			
1		RUS		Yury Savaliev	12-15 3-15	7-15 7-15			
2		BEL		Daniel Schmit	15-12 15-3	6-15 10-15			
3		HKG		Wai Shiu Yung	15-7 15-7	15-6 15-10			
Standings				Pts	Pl.	Games	Points		
1	Wai Shiu Yung	2	2	4	-	0	60	-	30
2	Daniel Schmit	1	2	2	-	2	46	-	45
3	Yury Savaliev	0	2	0	-	4	29	-	60

MS-60/69 - Group D

	St.	Cnty	Flag	1	2	3			
1		CHN		Xi Songlin	15-8 15-7	15-9 15-12			
2		USA		Roy Ames	8-15 7-15	15-10 15-8			
3		HKG		Chan Kwok Ping Benny	9-15 12-15	10-15 8-15			
Standings				Pts	Pl.	Games	Points		
1	Xi Songlin	2	2	4	-	0	60	-	36
2	Roy Ames	1	2	2	-	2	45	-	48
3	Chan Kwok Ping Benny	0	2	0	-	4	39	-	60

World Transplant Games - Málaga 2017

MS-60/69

Badminton Tournament Planner - bwf.tournamentsoftware.com

	St.	Cnty	Flag	Semifinals	Final	Winner
1	Q	NZL		Brian Wigmore		
2	Q	CHN		Xi Songlin	Xi Songlin 15-7 15-3	
3	Q	HKG		Wai Shiu Yung		Wai Shiu Yung 21-14 21-23 15-13
4	Q	SGP		Kim Pheng Vincent Yeo	Wai Shiu Yung 15-2 15-4	

World Transplant Games - Málaga 2017

WS-15/17

Badminton Tournament Planner - bwf.tournamentsoftware.com

	St.	Cnty	Flag	1	2
1		GBR		Charlotte Archer-Gay	11-15 15-9 9-15
2		HKG		So Tsz Ling	15-11 9-15 15-9

	Standings	Pts	Pl.	Games	Points
1	So Tsz Ling	1	1 2	-	39 - 35
2	Charlotte Archer-Gay	0	1 1	-	35 - 39

World Transplant Games - Málaga 2017

MS +70

Badminton Tournament Planner - bwf.tournamentsoftware.com

	St.	Cnty	Flag	1	2
1		HKG		Ho Kui Wah Donny	21-6 21-5
2		USA		Steven Lyons	6-21 5-21

	Standings	Pts	Pl.	Games	Points
1	Ho Kui Wah Donny	1	1 2	-	42 - 11
2	Steven Lyons	0	1 0	-	11 - 42

World Transplant Games - Málaga 2017

XD

Badminton Tournament Planner - bwf.tournamentsoftware.com

	St.	Cnty	Flag	Round 1	Round 2	Round 3	Quarterfinals	Semifinals	Final	Winner
1			GBR	Chris Cliffe Emily Potter	Chris Cliffe Emily Potter					
2				Bye 1		Chris Cliffe Emily Potter				
3			AUS	Tyler Airey Rebecca Peters	Tyler Airey Rebecca Peters	15-9 15-4				
4				Bye 17			Chris Cliffe Emily Potter			
5			IND	Balveer Singh Reena Raju	Balveer Singh Reena Raju		15-11 15-8			
6				Bye 9		Balveer Singh Reena Raju				
7			GBR	Paul Reynolds Damaris Howard	Paul Reynolds Damaris Howard	9-15 15-12 15-9				
8				Bye 25				Zoltan Janos Koka Ingrid Tilhof		
9			GBR	Cameron McGregor-Oden Emma Barnes	Cameron McGregor-Oden Emma Barnes			18-16 15-8		
10				Bye 5		Cameron McGregor-Oden Emma Barnes				
11			SUI	Beat Gottschelck Anais D'Hooghe	Beat Gottschelck Anais D'Hooghe	15-0 15-5				
12				Bye 21			Zoltan Janos Koka Ingrid Tilhof			
13			FRA	Fabrice Dunon Beatrice Bare	Fabrice Dunon Beatrice Bare		12-15 15-12 21-20			
14				Bye 13		Zoltan Janos Koka Ingrid Tilhof				
15			GBR	Jack Booth Zoe Buchanan	Zoltan Janos Koka Ingrid Tilhof	15-6 15-12				
16			HUN	Zoltan Janos Koka Ingrid Tilhof	Ingrid Tilhof	15-11 6-15 15-4			Nopparat Karnkayan Sirirat Kongsuwan	
17			GBR	Jon Fox Maggie Gambrell	Jon Fox Maggie Gambrell				15-10 15-12	
18				Bye 3		Julian Storch Julia Lindheimer				
19			GER	Julian Storch Julia Lindheimer	Julian Storch Julia Lindheimer	15-13 15-13				
20				Bye 19			Julian Storch Julia Lindheimer			
21			BEL	Daniel Schmit Stephanie Keustermans	Yusuke Kurata Nanae Ichikawa		16-14 15-8			
22			JPN	Yusuke Kurata Nanae Ichikawa	Nanae Ichikawa	15-12 13-15 15-9				
23			GBR	Lewis Brimble Charlotte Archer-Gay	Lewis Brimble Charlotte Archer-Gay	17-15 15-12				
24				Bye 27				Nopparat Karnkayan Sirirat Kongsuwan		
25			NED	Bas Van De Ruit Florinda Siep	Bas Van De Ruit Florinda Siep			15-6 15-12		
26				Bye 7		Bas Van De Ruit Florinda Siep				
27			GBR	Sam Roonan Kiera Jackson	Sam Roonan Kiera Jackson	15-6 15-2				
28				Bye 23			Nopparat Karnkayan Sirirat Kongsuwan			
29			THA	Nopparat Karnkayan Sirirat Kongsuwan	Nopparat Karnkayan Sirirat Kongsuwan		15-5 14-16 15-6			
30				Bye 15		Nopparat Karnkayan Sirirat Kongsuwan				
31			FRA	Laurent Desormeaux Caroline Godot	Laurent Desormeaux	15-13 15-5				
32			GBR	Vince Mayne Grace Newman	Caroline Godot	15-2 15-5				John Tibbutt

World Transplant Games - Málaga 2017

MD-Junior

Badminton Tournament Planner - bwf.tournamentsoftware.com

	St.	Cnty	Flag	1	2	3		
1		GBR		Cameron McGregor-Oden				
		GBR		Esben Rost		7-15 11-15	15-13 8-15 15-9	
2		GBR		Lewis Brimble				
		GBR		Stuart Robbins	15-7 15-11		15-10 15-13	
3		GBR		Robert Collins				
		GBR		Alex Gibbs	13-15 15-8 9-15	10-15 13-15		
	Standings	Pts	Pl.	Games			Points	
	Lewis Brimble							
1	Stuart Robbins	2	2 4	-	0	60	-	41
	Cameron McGregor-Oden							
2	Esben Rost	1	2 2	-	3	56	-	67
	Robert Collins							
3	Alex Gibbs	0	2 1	-	4	60	-	68

World Transplant Games - Málaga 2017										
MD-U30-Qualification										
Badminton Tournament Planner - bwf.tournamentsoftware.com										
MD-U30 - Grupo A										
St.	Cnty	Flag	1	2	3					
1	GBR	GBR	Lewis Brimble							
			Stuart Robbins		3-15 5-15	15-13 15-8				
2	THA	THA	Phunnarputt Jittjarukorn							
			Nopparat Karnkayan	15-3 15-5			15-3 15-5			
3	HUN	HUN	Zoltan Janos Koka							
			Albert Nagy	13-15 8-15	3-15 5-15					
Standings		Pts	Pl.	Games			Points			
1	Phunnarputt Jittjarukorn	2	2	4	-	0	60	-	16	
	Nopparat Karnkayan									
	Lewis Brimble									
2	Stuart Robbins	1	2	2	-	2	38	-	51	
	Zoltan Janos Koka									
	Albert Nagy									
3	Albert Nagy	0	2	0	-	4	29	-	60	
MD-U30 - Grupo B										
St.	Cnty	Flag	1	2	3					
1	GBR	GBR	Jack Booth							
			Nick Miller		15-5 15-9	16-14 15-6				
2	ARG	ARG	Maximiliano Molina							
			Carlos Russo	5-15 9-15		2-15 15-13 13-15				
3	GBR	GBR	Cameron McGregor-Oden							
			Esben Rost	14-16 6-15	15-2 13-15 15-13					
Standings		Pts	Pl.	Games			Points			
1	Jack Booth	2	2	4	-	0	61	-	34	
	Nick Miller									
	Cameron McGregor-Oden									
2	Esben Rost	1	2	2	-	3	63	-	61	
	Maximiliano Molina									
	Carlos Russo									
3	Carlos Russo	0	2	1	-	4	44	-	73	
MD-U30 - Grupo C										
St.	Cnty	Flag	1	2	3	4				
1	IRI	IRI	Hossein Rezaei Al manghadim							
			Behrouz Salimi		15-12 15-4	15-4 15-13	15-11 6-15 6-15			
2	GER	GER	Yorrick Graff							
			Julian Storch	12-15 4-15		15-11 15-9	15-12 5-15 13-15			
3	GBR	GBR	Robert Collins							
			Alex Gibbs	4-15 13-15	11-15 9-15		6-15 3-15			
4	GBR	GBR	Jon Fox							
			Jamie Jessup	11-15 15-6 15-6	12-15 15-5 15-13	15-6 15-3				
Standings		Pts	Pl.	Games			Points			
1	Jon Fox	3	3	6	-	2	113	-	69	
	Jamie Jessup									
	Hossein Rezaei Al manghadim									
2	Behrouz Salimi	2	3	5	-	2	87	-	74	
	Yorrick Graff									
	Julian Storch									
3	Julian Storch	1	3	3	-	4	79	-	92	
	Robert Collins									
	Alex Gibbs									
4	Alex Gibbs	0	3	0	-	6	46	-	90	

World Transplant Games - Málaga 2017

MD-U30

Badminton Tournament Planner - bwf.tournamentsoftware.com

	St.	Cnty	Flag	Semifinals	Final	Winner
1	Q	THA	THA	Phunnarputt Jittjarukorn Nopparat Karnkayan	Phunnarputt Jittjarukorn Nopparat Karnkayan	Phunnarputt Jittjarukorn
2				Bye 1		
3	Q	GBR	GBR	Jon Fox Jamie Jessup	Jon Fox Jamie Jessup	21-17 12-21 21-19
4	Q	GBR	GBR	Jack Booth Nick Miller	15-4 15-8	

World Transplant Games - Málaga 2017

WD-U30-Qualification

Badminton Tournament Planner - bwf.tournamentsoftware.com

WD-U30 - Grupo A

St.	Cnty	Flag	1	2	3				
1	FRA		Nadege Le Men [1]						
	FRA		Sarah Sabba	8-15 0-15	No Match				
2	GBR		Emma Barnes						
	GBR		Rachel Chambers	15-8 15-0	15-13 15-8				
3	AUS		Suzanne Halbish						
	AUS		Rebecca Peters	No Match	13-15 8-15				
Standings		Pts	Pl.	Games	Points				
1	Emma Barnes	2	2	4	-	0	60	-	29
2	Rachel Chambers	1	2	0	-	2	21	-	30
3	Suzanne Halbish	0	2	0	-	2	8	-	30
	Rebecca Peters								
	Nadege Le Men								
	Sarah Sabba								

WD-U30 - Grupo B

St.	Cnty	Flag	1	2	3				
1	GBR		Zoe Buchanan						
	GBR		Emily Potter	15-7 15-2	8-15 13-15				
2	THA		Paranee Sarttrarasert						
	THA		Chidapa Srichamnong	7-15 2-15	3-15 8-15				
3	FRA		Beatrice Bare						
	FRA		Caroline Godot	15-8 15-13	15-3 15-8				
Standings		Pts	Pl.	Games	Points				
1	Beatrice Bare	2	2	4	-	0	60	-	32
2	Caroline Godot	1	2	2	-	2	51	-	39
3	Zoe Buchanan	0	2	0	-	4	20	-	60
	Emily Potter								
	Paranee Sarttrarasert								
	Chidapa Srichamnong								

WD-U30 - Grupo C

St.	Cnty	Flag	1	2	3	4			
1	AUS		Brooke Huuskas						
	AUS		Tamaryn Stevens	4-15 6-15	3-15 12-15	8-15 7-15			
2	NED		Marjan Basie						
	NED		Florinda Siep	15-4 15-6	15-13 15-8	10-15 10-15			
3	GBR		Charlotte Archer-Gay						
	GBR		Kiera Jackson	15-3 15-12	13-15 8-15	4-15 5-15			
4	IRI		Najmeh Kamali						
	IRI		Maryam Rahmani	15-8 15-7	15-10 15-10	15-4 15-5			
Standings		Pts	Pl.	Games	Points				
1	Najmeh Kamali	3	3	6	-	0	90	-	44
2	Maryam Rahmani	2	3	4	-	2	80	-	61
3	Marjan Basie	1	3	2	-	4	60	-	75
4	Florinda Siep	0	3	0	-	6	40	-	90
	Charlotte Archer-Gay								
	Kiera Jackson								
	Brooke Huuskas								
	Tamaryn Stevens								

World Transplant Games - Málaga 2017

WD-U30

Badminton Tournament Planner - bwf.tournamentsoftware.com

	St.	Cnty	Flag	Semifinals	Final	Winner
1	Q	GBR		Emma Barnes		
		GBR		Rachel Chambers	Emma Barnes	
2				Bye 1	Rachel Chambers	
3	Q	IRI		Najmeh Kamali		
		IRI		Maryam Rahmani	Najmeh Kamali	21-6 21-7
4	Q	FRA		Beatrice Bare		
		FRA		Caroline Godot	Maryam Rahmani	
					16-14 16-14	

World Transplant Games - Málaga 2017							
MD-30/49-Qualification							
Badminton Tournament Planner - bwf.tournamentsoftware.com							
MD-30/49 - Grupo A							
St.	Cnty	Flag	1	2	3		
1	IND	IND	Balveer Singh [1] D.K. Soti				
2	GBR	GBR	Tim Adamson John Tibbutt	15-12 15-12			12-15 12-15 15-11 15-9
3	GBR	GBR	Simon Bessant Neil Mcleod	11-15 9-15	15-13 14-16 10-15		13-15 16-14 15-10
Standings		Pts	Pl.	Games			Points
1	Tim Adamson John Tibbutt Balveer Singh	2	2 4	-	1	74	- 63
2	D.K. Soti Simon Bessant	1	2 2	-	2	54	- 50
3	Neil Mcleod	0	2 1	-	4	59	- 74
MD-30/49 - Grupo B							
St.	Cnty	Flag	1	2	3		
1	GBR	GBR	Alan Avon [2] Neil Macdonald		No Match		6-15 5-15
2	WDN	IRI	Alireza Roohparvarzadeh Amin Sanei	No Match		No Match	
3	RSA	RSA	Nilenindra Govender Johan Kleingeld	15-6 15-5	No Match		
Standings		Pts	Pl.	Games			Points
1	Nilenindra Govender Johan Kleingeld Alan Avon	2	2 2	-	0	30	- 11
2	Neil Macdonald Alireza Roohparvarzadeh	1	2 0	-	2	11	- 30
3	Amin Sanei	0	2 0	-	0	0	- 0
MD-30/49 - Grupo C							
St.	Cnty	Flag	1	2	3		
1	FRA	FRA	Pierrick Beghin Fabrice Dunon		7-15 11-15		No Match
2	GBR	GBR	Chris Cliffe Nick Whitehurst	15-7 15-11			No Match
3	USA	USA	Samir Aneja Calvin Henry	No Match	No Match		
Standings		Pts	Pl.	Games			Points
1	Chris Cliffe Nick Whitehurst Pierrick Beghin	2	2 2	-	0	30	- 18
2	Fabrice Dunon Samir Aneja	1	2 0	-	2	18	- 30
3	Calvin Henry	0	2 0	-	0	0	- 0
MD-30/49 - Grupo D							
St.	Cnty	Flag	1	2	3		
1	THA	THA	Supasak Choeichum Attapol Likitpattamasingh		15-5 15-8		5-15 15-12 15-10
2	GBR	GBR	Khalid Bostan Paul Reynolds	5-15 8-15			8-15 6-15
3	CZE	CZE	Roman Dunda Petr Zitny	15-5 12-15 10-15	15-8 15-6		
Standings		Pts	Pl.	Games			Points
1	Supasak Choeichum Attapol Likitpattamasingh Roman Dunda	2	2 4	-	1	65	- 50
2	Petr Zitny Khalid Bostan	1	2 3	-	2	67	- 49
3	Paul Reynolds	0	2 0	-	4	27	- 60

World Transplant Games - Málaga 2017

MD-30/49

Badminton Tournament Planner - bwf.tournamentsoftware.com

	St.	Cnty	Flag	Semifinals	Final	Winner
1	Q	GBR		Tim Adamson John Tibbutt	Tim Adamson	
2	Q	THA		Supasak Choeichum Attapol Likitpattamasingh	John Tibbutt 13-15 15-10 15-5	Nilenindra Govender Johan Kleingeld
3	Q	GBR		Chris Cliffe Nick Whitehurst	Nilenindra Govender	21-16 21-17
4	Q	RSA		Nilenindra Govender Johan Kleingeld	Johan Kleingeld 15-5 15-8	

World Transplant Games - Málaga 2017

WD-30/49-Qualification

Badminton Tournament Planner - bwf.tournamentsoftware.com

WD-30/49 - Grupo A

	St.	Cnty	Flag		1	2	3	
1		GBR		Lis Hosford [1]				
		GBR		Juliet Lewis		No Match	10-15 11-15	
2	WDN	IRI		Sima Karimi Yandari				
		IRI		Rezvan Najarzadeh	No Match		No Match	
3		HUN		Zsuzsanna Hanyu				
		HUN		Ingrid Tilhof	15-10 15-11	No Match		
Standings		Pts	Pl.		Games			Points
1	Zsuzsanna Hanyu							
	Ingrid Tilhof	2	2	2	-	0	30	- 21
	Lis Hosford							
2	Juliet Lewis	1	2	0	-	2	21	- 30
	Sima Karimi Yandari							
3	Rezvan Najarzadeh	0	2	0	-	0	0	- 0

WD-30/49 - Grupo B

	St.	Cnty	Flag		1	2	3	
1		THA		Sirirat Kongsuwan				
		THA		Nareerat Thongsanthiah		9-15 9-15	No Match	
2		GBR		Sarah Moody				
		GBR		Claudia Tibbutt	15-9 15-9		No Match	
3	WDN	IRI		Maedeh Fathi Ghadikolaei				
		IRI		Najmeh Kamali	No Match	No Match		
Standings		Pts	Pl.		Games			Points
1	Sarah Moody							
	Claudia Tibbutt	1	1	2	-	0	30	- 18
	Sirirat Kongsuwan							
2	Nareerat Thongsanthiah	1	2	0	-	2	18	- 30
	Maedeh Fathi Ghadikolaei							
3	Najmeh Kamali	0	1	0	-	0	0	- 0

WD-30/49 - Grupo C

	St.	Cnty	Flag		1	2	3	4
1		CHN		Zheng Lan				
		CHN		He Xin		15-13 15-5	11-15 15-11 16-14	15-7 15-5
2		SUI		Ingrid Merz				
		SUI		Sandra Strebelt	13-15 5-15		10-15 11-15	15-9 15-6
3		GBR		Lucy Bowskill				
		GBR		Claire Downer	15-11 11-15 14-16	15-10 15-11		15-10 15-10
4		GBR		Catherine Hall				
		GBR		Ruth Medcroft	7-15 5-15	9-15 6-15	10-15 10-15	
Standings		Pts	Pl.		Games			Points
1	Zheng Lan							
	He Xin	3	3	6	-	1	102	- 70
	Lucy Bowskill							
2	Claire Downer	2	3	5	-	2	100	- 83
	Ingrid Merz							
3	Sandra Strebelt	1	3	2	-	4	69	- 75
	Catherine Hall							
4	Ruth Medcroft	0	3	0	-	6	47	- 90

World Transplant Games - Málaga 2017

WD-30/49

Badminton Tournament Planner - bwf.tournamentsoftware.com

	St.	Cnty	Flag	Semifinals	Final	Winner
1	Q	HUN		Zsuzsanna Hanyu		
		HUN		Ingrid Tilhof	Zsuzsanna Hanyu	
2				Bye 1	Ingrid Tilhof	
3	Q	CHN		Zheng Lan		
		CHN		He Xin	Sarah Moody	
4	Q	GBR		Sarah Moody	Claudia Tibbutt	
		GBR		Claudia Tibbutt	15-4 15-7	
						Sarah Moody Claudia Tibbutt 19-21 21-14 21-10

World Transplant Games - Málaga 2017									
MD +50 - Qualification									
Badminton Tournament Planner - bwf.tournamentsoftware.com									
MD +50 - Grupo A									
St.	Cnty	Flag		1	2	3			
1	THA	THA	Kajhonsak Saisung [1]						
			Pisit Thanomphan		15-8 15-9	15-13 15-11			
2	HKG	HKG	Sem Chak Ping	8-15 9-15		15-8 8-15 3-15			
			Wai Shiu Yung						
3	ESP	ESP	Martin Carrasco	13-15 11-15	8-15 15-8 15-3				
			Juan José Pérez						
Standings		Pts	Pl.	Games			Points		
1	Kajhonsak Saisung	2	2	4	-	0	60	-	41
	Pisit Thanomphan								
	Martin Carrasco								
2	Juan José Pérez	1	2	2	-	3	62	-	56
	Sem Chak Ping								
	Wai Shiu Yung								
3	Wai Shiu Yung	0	2	1	-	4	43	-	68
MD +50 - Grupo B									
St.	Cnty	Flag		1	2	3			
1	HKG	HKG	Ho Kui Wah Donny						
			Chan Kwok Ping Benny		8-15 15-10 13-15	15-8 15-7			
2	CHN	CHN	Wang Li	15-8 10-15 15-13		15-1 15-8			
			Xi Songlin						
3	GBR	GBR	Gareth Henderson	8-15 7-15	1-15 8-15				
			Dino Maroudias						
Standings		Pts	Pl.	Games			Points		
1	Wang Li	2	2	4	-	1	70	-	45
	Xi Songlin								
	Ho Kui Wah Donny								
2	Chan Kwok Ping Benny	1	2	3	-	2	66	-	55
	Gareth Henderson								
	Dino Maroudias								
3	Dino Maroudias	0	2	0	-	4	24	-	60
MD +50 - Grupo C									
St.	Cnty	Flag		1	2	3			
1	SGP	SGP	Seah Hor Lim						
			Keng Siang Yue		15-6 15-6	13-15 3-15			
2	AUS	AUS	Antony Harding	6-15 6-15		1-15 2-15			
			Clayton Walton						
3	KOR	KOR	Yeong Jeong Dae	15-13 15-3	15-1 15-2				
			Hwang Jaechan						
Standings		Pts	Pl.	Games			Points		
1	Yeong Jeong Dae	2	2	4	-	0	60	-	19
	Hwang Jaechan								
	Seah Hor Lim								
2	Keng Siang Yue	1	2	2	-	2	46	-	42
	Antony Harding								
	Clayton Walton								
3	Clayton Walton	0	2	0	-	4	15	-	60
MD +50 - Grupo D									
St.	Cnty	Flag		1	2	3	4		
1	GBR	GBR	David Jones						
			Vince Mayne		15-7 15-11	15-11 15-8	No Match		
2	USA	USA	Roy Ames	7-15 11-15		15-13 6-15 8-15	No Match		
			Phil Cioffioni						
3	NED	NED	Bas Van De Ruit	11-15 8-15	13-15 15-6 15-8		No Match		
			Theo Werkman						
4	NZL	NZL	Laurence Smith	No Match	No Match	No Match			
			Brian Wigmore						
Standings		Pts	Pl.	Games			Points		
1	David Jones	3	3	4	-	0	60	-	37
	Vince Mayne								
	Bas Van De Ruit								
2	Theo Werkman	2	3	2	-	3	62	-	59
	Roy Ames								
	Phil Cioffioni								
3	Phil Cioffioni	1	3	1	-	4	47	-	73
	Laurence Smith								
	Brian Wigmore								
4	Brian Wigmore	0	3	0	-	0	0	-	0

World Transplant Games - Málaga 2017

MD +50

Badminton Tournament Planner - bwf.tournamentsoftware.com

	St.	Cnty	Flag	Semifinals	Final	Winner
1	Q	THA	THA	Kajhonsak Saisung Pisit Thanomphan	Kajhonsak Saisung	
2	Q	GBR	GBR	David Jones Vince Mayne	Pisit Thanomphan 15-10 15-11	Yeong Jeong Dae Hwang Jaechan
3	Q	KOR	KOR	Yeong Jeong Dae Hwang Jaechan	Yeong Jeong Dae	21-18 21-7
4	Q	CHN	CHN	Wang Li Xi Songlin	Hwang Jaechan 15-5 15-3	

World Transplant Games - Málaga 2017

WD +50

Badminton Tournament Planner - bwf.tournamentsoftware.com

	St.	Cnty	Flag		1	2	3	4
1		GBR		Val Cooper [1]				
		GBR		Maggie Gambrell		15-7 15-11	15-9 15-0	15-8 11-15 15-6
2		CAN		Susan Lawson				
		CAN		Josee Massicotte	7-15 11-15		15-12 15-10	9-15 7-15
3		GBR		Damaris Howard				
		GBR		Grace Newman	9-15 0-15	12-15 10-15		6-15 7-15
4		THA		Sumalee Sangarunsiri				
		THA		Nataya Saowatanpong	8-15 15-11 6-15	15-9 15-7	15-6 15-7	

	Standings	Pts	Pl.	Games	Points
	Val Cooper				
1	Maggie Gambrell	3	3 6	-	101
	Sumalee Sangarunsiri				
2	Nataya Saowatanpong	2	3 5	-	89
	Susan Lawson				
3	Josee Massicotte	1	3 2	-	64
	Damaris Howard				
4	Grace Newman	0	3 0	-	44

BALONCESTO

1. TEAM USA 1
2. GREAT BRITAIN & NOTHERN IRELAND
3. ITALY

Resultados de la jornada 29/06/2017

Fecha		Local	Visitante	
29/06/2017	20	TEAM USA 2	TURKEY	18
29/06/2017	8	THE NETHERLANDS	GREAT BRITAIN & NOTHERN IRELAND	26
29/06/2017	22	TURKEY	SPAIN	12
29/06/2017	12	TEAM USA 2	GREAT BRITAIN & NOTHERN IRELAND	37
29/06/2017	26	TURKEY	THE NETHERLANDS	14
29/06/2017	15	TEAM USA 2	SPAIN	9
29/06/2017	2	GREAT BRITAIN & NOTHERN IRELAND	SPAIN	0
29/06/2017	25	TEAM USA 2	THE NETHERLANDS	17
29/06/2017	13	TURKEY	GREAT BRITAIN & NOTHERN IRELAND	31
29/06/2017	2	THE NETHERLANDS	SPAIN	0

CLASIFICACIÓN

Nº	Nombre	P.J	P.G	P.P	P.F	P.C	Puntos
1	GREAT BRITAIN & NOTHERN IRELAND	4	4	0	96	33	8
2	TEAM USA 2	4	3	1	72	81	7
3	TURKEY	4	2	2	79	77	6
4	THE NETHERLANDS	4	1	3	41	77	5
5	SPAIN	4	0	4	21	41	4

Resultados de la jornada 29/06/2017

Fecha	Local	Visitante	
29/06/2017	32 TEAM USA 1	TEAM USA 3	23
29/06/2017	2 ITALY	CANADA	0
29/06/2017	0 GERMANY	FINLAND	2

CLASIFICACIÓN

Nº	Nombre	P.J	P.G	P.P	P.F	P.C	Puntos
1	TEAM USA 1	5	5	0	137	61	10
2	TEAM USA 3	5	4	1	89	69	9
3	ITALY	5	3	2	65	84	8
4	FINLAND	5	2	3	42	103	7
5	GERMANY	4	0	4	0	8	4
6	CANADA	4	0	4	0	8	4

SEMIFINAL		FINAL		TERCER Y CUARTO PUESTO	
TEAM USA 1	1	TEAM USA 1	1	TEAM USA 2	0
GREAT BRITAIN & NOTHERN IRELAND	0	TEAM USA 3	0	GREAT BRITAIN & NOTHERN IRELAND	1
38-15		51-20		16-33	
TEAM USA 3	1				
TEAM USA 2	0				
22-16					

TEN PIN BOWLING

MASCULINO 6 – 8 AGES

1º ALEJANDRO GARCIA SPAIN

MASCULINO 9 – 11 AGES

1º ALEK CARTRON FRANCE

MASCULINO 12 – 14 AGES

1º NIKOLAUS PETROU CYPRUS

2º HANS ANTONIO VACA SPAIN

3º RAYAN BOUCHAMA FRANCE

MASCULINO 15 – 17 AGES

1º ANDREW JAMES WESTERLUND CANADA

2º KURT JIN TENG LIUM SINGAPORE

3º KI SANG CHOI HONG KONG

MASCULINO 18 – 29 AGES

1º NICHOLAS ALEXANDER MILLER GREAT BRITAIN AND NOTHERN IRELAND

2º SIEGFRIED MESCHING AUSTRIA

3º FARSHAD ZANDILAK IRAN, ISLAMIC REPULIC OF

MASCULINO 30 – 39 AGES

1º JONI SAARINEN FINLAND

2º IOANNIS NEARCHOU CYPRUS

3º PIERRE VIERS FRANCE

MASCULINO 40 – 49 AGES

1º KONSTANTINOS MOKKAS GREECE

2º IOANNIS MANIKAS GREECE

3º SUNHANUT SEEJUMPEE THAILAND

MASCULINO 50 – 59 AGES

1º IOANNIS PAPAPETROU GREECE

2º NIKOLAOS KAMARATOS GREECE

3º RAINNER NISSINEN FINLAND

MASCULINO 50 – 59 AGES

1º CHARALAMBOS SOTERIOU CYPRUS

2º IOANNIS ARKAS GREECE

3º JOHN PETRICK UNITED STATES

TEN PIN BOWLING

MASCULINO + 70 AGES

1º SANDOR LAJOS SOUS
2º VEIJO UOTINEN
3º STEVE H. LYONS

HUNGARY
FINLAND
UNITED STATES

FEMENINO 6 - 8 AGES

1º SAHO KIKUCHI
2º LISA BROWN

JAPAN
NEW ZEALAND

FEMENINO 12 - 14 AGES

1º ALLEXIS SIEBRECHT
2º ANAIS D'HOOGHE
3º ALICE TAPPING

CANADA
SWITZERLAND
FRANCE

FEMENINO 15 - 17 AGES

1º TSZ LING SO
1º ABBY FARNSWORTH
2º MARINE ERAVILLE

HONG KONG
CANADA
FRANCE

FEMENINO 18 - 29 AGES

1º GULMIRA SMAILOVA
2º SZABINA HASZNOS
3º RACHEL CHAMBERS

KAZAKHASTAN
HUNGARY
GREAT BRITAIN AND NORTHERN IRELAND

FEMENINO 30 - 39 AGES

1º LADDA RUANGROD
2º ARUENNE PINIJWARAPORN
3º KOLSOOM EBRAHIMI

THAILAND
THAILAND
IRAN, ISLAMIC REPUBLIC OF

FEMENINO 40 - 49 AGES

1º JATUPORN SUKJOM
2º BROOK ZANDER
3º SARA JANE FORD

THAILAND
UNITED STATES
NEW ZEALAND

FEMENINO 50 - 59 AGES

1º THERESIA BRAUN
2º TARJA SAVOLOAINEN
3º ALOJSNÉ LUCKÁS

ITALY
FINLAND
HUNGARY

TEN PIN BOWLING

FEMENINO 60 - 69 AGES

1º RUTH LOUGHIN	CANADA
2º DONNA MARIE KRILOW LORENZ	CANADA
3º MARIE JOSEPHE ARDEVOL	FRANCE

FEMENINO + 70

1º HEATHER JEAN EDGELL	AUSTRALIA
------------------------	-----------

CLASIFICACIONES

CLASIFICACION MASCULINA 6 - 8 AGES

POS	JUGADOR	PAIS	P.J	MAX	MIN	PROMEDIO	T.BOLOS
1	Alejandro García	Spain	3	80	48	59	177

CLASIFICACION MASCULINA 9 - 11 AGES

POS	JUGADOR	PAIS	P.J	MAX	MIN	PROMEDIO	T.BOLOS
1	Alek Cartron	France	3	75	44	60	182

CLASIFICACION MASCULINA 12 - 14 AGES

POS	JUGADOR	PAIS	P.J	MAX	MIN	PROMEDIO	T.BOLOS
1	Nikolas Petrou	Cyprus	3	110	71	93	280
2	Hans Antonio Vaca	Spain	3	82	57	65	197
3	Rayan Bouchama	France	3	23	13	19	57

CLASIFICACION MASCULINA 12 - 14 AGES

POS	JUGADOR	PAIS	P.J	MAX	MIN	PROMEDIO	T.BOLOS
1	Andrew J.W.	Canada	3	155	48	107	323
2	Kurt Jin Teng L.	Singapore	3	121	81	99	299
3	Ki Sang Choi	Hong Kong	3	128	80	98	296
4	Kaidyn M.Blair	Canada	3	117	68	97	292
5	Michael Flores	USA	3	129	53	92	276
6	Bradley Stanley	Australia	3	125	63	91	273
7	Tidiane Pigree	France	3	85	70	75	227
8	Keita Horii	Japan	3	103	50	72	217

TEN PIN BOWLING

CLASIFICACION MASCULINA 18 - 29 AGES

POS	JUGADOR	PAIS	P.J	MAX	MIN	PROMEDIO	T.BOLOS
1	Nicholas A.Miller	Great Britain	3	162	153	158	474
2	Siegfried Meschnig	Austria	3	155	135	147	443
3	Farshad Zandilak	Iran	3	162	103	140	421
4	Aleksander Kristens	Norway	3	155	92	119	359
5	Samuel John Clarke	Great Britain	3	134	100	118	356
6	Coni G		3	131	112	118	356
7	Edward Dylan Deem	USA	3	131	93	116	350
8	Michael Klitsch	Germany	3	128	93	115	345
9	Tomi Syväjärvi	Finland	3	123	85	106	320
10	Alexandre Humeau	France	3	121	86	102	306
11	Ronald Antonroy	Canada	3	111	68	83	249
12	Damian Królewicz	Poland	3	80	64	72	216

CLASIFICACION MASCULINA 30 - 39 AGES

POS	JUGADOR	PAIS	P.J	MAX	MIN	PROMEDIO	T.BOLOS
1	Joni Saarinen	Finland	3	206	118	166	500
2	Ioannis Nearchou	Cyprus	3	171	152	161	484
3	Pierre Viers	France	3	184	133	158	476
4	Mika Rajamäki	Finland	3	168	145	155	466
5	Supasak Choeichum	Thailand	3	166	140	155	465
6	Richard Lewis Lilly	USA	3	166	131	146	439
7	Mohammad Hadi Khoshnoodi	Iran	3	148	124	139	419
8	Stylianios Galatianos	Greece	3	144	110	132	397
9	Nicos Kazinos	Cyprus	3	147	101	131	393
10	Maximilian Lang	Austria	3	137	104	124	372
11	Miguel Bellon	Switzerland	3	157	87	115	347
12	Hamed Pourzargham	USA	3	125	83	108	326
13	Alan Avon	Great Britain	3	106	96	101	303
14	Borja Revilla	Spain	3	106	88	99	297
15	Ben Ben Dao	USA	3	109	90	96	289
16	Marco Rigo	Italy	3	124	68	89	268
17	Javier M.	Spain	3	93	78	85	255
18	Federico Salton	Italy	2	120	82	101	202
19	Wassapol Thamniyom	Thailand	2	110	81	95	191
20	Marco Mestriner	Italy	2	68	33	50	101

TEN PIN BOWLING

CLASIFICACION MASCULINA 40 - 49 AGES

POS	JUGADOR	PAIS	P.J	MAX	MIN	PROMEDIO	T.BOLOS
1	Konstantinos Mokkas	Greece	3	217	146	178	534
2	Ioannis Manikas	Greece	3	193	145	172	517
3	Sunhanut S.	Thailand	3	198	157	171	513
4	Mark Geoffrey	Australia	3	159	152	155	467
5	Tero Suominen	Finland	3	156	148	151	454
6	Attapol L.	Thailand	3	167	126	151	453
7	David Lee Miller	USA	3	186	119	145	437
8	Stylianios Dermitzakis	Greece	3	159	123	145	437
9	Sumate M.	Thailand	3	174	118	144	433
10	Nathaniel W.	USA	3	146	128	139	417
11	Gaston V.	Ireland	3	162	119	139	417
12	Juanito Valeroso	USA	3	146	126	138	416
13	Janne Tirronen	Finland	3	144	130	135	407
14	Marco M.	Italy	3	136	123	128	386
15	Erzhan M.	Kazakhstan,	3	124	111	116	350
16	Paul Reynolds	Great Britain	3	126	107	116	349
17	Zhanibek U.	Kazakhstan	3	115	108	111	333
18	Laurent P	France	3	104	88	95	286
19	Simon James	Great Britain	2	146	129	137	275
20	Christophe G.	France	2	144	129	136	273
21	Simon E.	Great Britain	1	147	147	147	147
22	Abbasall Mosayebi	Iran	1	0	0	0	0

TEN PIN BOWLING

CLASIFICACION MASCULINA 50 - 59 AGES

POS	JUGADOR	PAIS	P.J	MAX	MIN	PROMEDIO	T.BOLOS
1	Ioannis Papapetrou	Greece	3	182	180	181	543
2	Nikolaos Kamaratos	Greece	3	179	154	169	509
3	Rainer Nissinen	Finland	3	173	146	161	484
4	Athanasios A.	Greece	3	173	148	161	483
5	Robert R.Fryer	USA	3	163	154	159	479
6	Michael J.Kennedy	Australia	3	176	140	152	457
7	Antony Jon H.	Australia	3	190	117	150	450
8	Arto Jarvinen	Finland	3	155	138	149	448
9	Samad Amin	Iran	3	163	138	146	439
10	Andreas S.	Cyprus	3	149	139	145	436
11	Zoltan Juhasz	Hungary	3	149	137	142	426
12	Norio Nakazato	Japan	3	156	127	141	423
13	Pisit T.	Thailand	3	142	135	139	417
14	Istvan Sandor K.	Hungary	3	181	109	138	414
15	Phillippe B.	France	3	155	107	136	410
16	Emmanouil M.	Greece	3	147	127	134	402
17	Christor X.	Greece	3	149	104	122	366
18	Anthony Brendan	Ireland	3	133	96	120	361
19	Clayton Everett W.	Australia	3	152	93	119	357
20	Alain S.	France	3	122	109	117	351
21	Daniel Cuenca	Spain	3	130	100	114	343
22	Patrick G.	Ireland	3	118	98	107	323
23	David Swarbrick	New Zealand	3	122	94	103	311
24	Jose C.	Uruguay	3	112	69	89	269
25	Jocelyn Sr		3	82	76	79	239

TEN PIN BOWLING

CLASIFICACION MASCULINA 60 – 69 AGES

POS	JUGADOR	PAIS	P.J	MAX	MIN	PROMEDIO	T.BOLOS
1	Charalambos S	Cyprus	3	188	159	170	511
2	Ioannis Arkas	Greece	3	193	113	153	459
3	John Petrick	USA	3	146	134	141	425
4	Martin Maren	USA	3	157	120	141	423
5	Martti Siekkinen	Finland	3	185	117	141	423
6	Carlo Silvi	Italy	3	142	127	136	409
7	Bunjong K.	Thailand	3	150	115	128	384
8	Antonis Antoniou	Cyprus	3	144	112	128	384
9	Michael P.	Italy	3	142	104	123	371
10	Jorma Wilen	Finland	3	133	101	122	367
11	Kenneth Newlands	New Zealand	3	136	103	122	367
12	Jean-Pierre Bouvier	France	3	143	88	116	348
13	Patrick Lestage	France	3	112	78	100	300
14	Roger T.	France	3	112	82	92	276
15	J Carlos Spivak	Argentina	3	126	57	90	271

CLASIFICACION MASCULINA + 70 AGES

POS	JUGADOR	PAIS	P.J	MAX	MIN	PROMEDIO	T.BOLOS
1	Sandor Lajos Sous	Hungary	3	192	155	169	507
2	Veijo V	Finland	3	140	104	126	380
3	Steve L.	USA	3	135	113	124	372
4	Dan Louie	USA	3	155	103	123	369
5	Glen Brashear	USA	3	117	101	110	332
6	Brian Lombard	South Africa	3	117	82	101	303

TEN PIN BOWLING

CLASIFICACION FEMENINA 6 – 8 AGES

COUNTRY REPRESENTING	first_Name	middle_Name	last_Name	Match 1	Match 2	Match 3	TOTAL
1146 Japan	Saho		Kikuchi	24	80		104
970 New Zealand	Lisa		Brown	20	62		82

CLASIFICACION FEMENINA 12 – 14 AGES

COUNTRY REPRESENTING	Prefix	first_Name	middle_Name	last_Name	Match 1	Match 2	Match 3	TOTAL
2012 Canada	Ms	Allexis		Siebrecht	60	83	56	199
2192 Switzerland		Anais		D'Hooghe	64	65	31	160
1583 France		Alice		TAPPING	40	74	35	149

CLASIFICACION FEMENINA 15 – 17 AGES

COUNTRY REPRESENTING	first_Name	middle_Name	last_Name	Match 1	Match 2	Match 3	TOTAL
1594 Hong Kong	Tsz Ling		So	86	158	116	360
1017 Canada	Abby		Farnsworth			102	275
1740 France	Marine		ERAVILLE	92	80	98	270
1059 Great Britain and Northern Ireland	Charlotte	Isabella	Archer-Gay	69	87	84	240
2467 Argentina	JULIANA		CREDEDIO				0

CLASIFICACION FEMENINA 18 – 29 AGES

COUNTRY REPRESENTING	Prefix	first_Name	middle_Name	last_Name	Match 1	Match 2	Match 3	TOTAL
1969 Kazakhstan		Gulmira		Smailova	145	142	107	394
1473 Hungary	Ms.	Szabina		Hasznos	154	129	105	388
238 Great Britain and Northern Ireland	Mrs	Rachel		Chambers	106	115	103	324
1577 Hong Kong	Miss	Yan Ting		Chiu	116	109	86	311
1550 Japan	Miss	NANAE		ICHIKAWA	112	110	83	305
250 Great Britain and Northern Ireland	Miss	Emily	Rose	Potter	75	109	120	304
2230 United States		Cynthia		Sosa	71	74	67	212
1604 France		Sarah		SABBA	76	49	79	204
2232 United States		Leslie		Meigs	61	59	54	174

CLASIFICACION FEMENINA 30 – 39 AGES

COUNTRY REPRESENTING	Prefix	first_Name	middle_Name	last_Name	Match 1	Match 2	Match 3	TOTAL
857 Thailand	Miss	Ladda		Ruangrod	125	127	126	378
736 Thailand	miss	Arunee		Pinijwaraporn	126	107	143	376
1635 Iran, Islamic Republic of		Kolsoom		Ebrahimi	114	113	144	371
672 Canada	Ms	Jennifer		Irwin	82	101	120	303
492 Canada	Ms.	Kristen	Lee	Wheaton	92	93	102	287
1273 Ireland	Ms	Aoife		Murray	85	92	105	282
885 Ireland	Mrs	Orla	Higan	Hogan	64	69	83	216
Iran, Islamic Republic of		Shima		Shahmansouri	60	66	65	191
2260 Italy		DANIELA		MEDDA				0

TEN PIN BOWLING

CLASIFICACION FEMENINA 40 – 49 AGES

	COUNTRY REPRESENTING	Prefix	first_Name	middle_Name	last_Name	Match 1	Match 2	Match 3	TOTAL
858	Thailand	Miss	Jatuporn		Sukjom	188	135	165	488
306	United States		Brook		Zander	136	120	130	386
161	New Zealand	Miss	Sara	Jane	Ford	124	109	112	345
435	Ireland	Ms	Angela		Sherlock	79	103	134	316
466	Canada	Mrs	Deanna	Katherine	Brady	90	87	114	291
2407	Iran, Islamic Republic of		Soraya		Pars Lari	60	66	65	191
1315	Ireland	Ms	Verina	Milthceva	Borrissova				0

CLASIFICACION FEMENINA 50 – 59 AGES

	COUNTRY REPRESENTING	Prefix	first_Name	middle_Name	last_Name	Match 1	Match 2	Match 3	TOTAL
1139	Italy	Mrs.	Theresia		Braun	120	139	143	402
801	Finland		Tarja		Savolainen	96	139	157	392
1489	Hungary	Mrs.	Alajosné		Lukács	142	114	127	383
536	Canada	Ms	Heather		Hockley	122	135	123	380
859	Thailand	Miss	Namthip		Sriruang	103	130	141	374
2309	Greece	Mrs	Konstantinia		Gouliou	119	100	146	365
824	Thailand	Miss	Sumalee		Sangarunsiri	120	109	105	334
1923	Canada	Mrs	Andrea			85	85	125	295

CLASIFICACION FEMENINA 60 – 69 AGES

	COUNTRY REPRESENTING	first_Name	middle_Name	last_Name	Match 1	Match 2	Match 3	TOTAL
1413	Canada	Ruth		Loughlin	131	133	130	394
336	Canada	Donna	Marie	Krilow-Lorenz	94	101	125	320
1444	France	Marie	Josèphe	ARDEVOL	79	114	98	291
200	Great Britain and Northern Ireland	LESLEY	ANNE	FORREST	84	107	92	283
793	South Africa	Patricia-Ann		Sim	88	93	96	277
215	Great Britain and Northern Ireland	Briggetta	Maria	Greenway	108	78	89	275
1593	France	Cathy		STIEBER	96	85	80	261
1279	Hong Kong	Kin Ping		Lau	65	106	87	258
2084	Spain	Asunción		Lozano Garrido	74	39	55	168

CLASIFICACION FEMENINA + 70 AGES

	COUNTRY REPRESENTING	first_Nam	middle_	last_Name	Match 1	Match 2	Match 3	TOTAL
107	Australia	Heather	Jean	Edgell	76	99	114	289

BOWLING PAIRS

MALE PAIRS – 30 AGES

GOLD MEDAL: GREAT BRITAIN
SAM / SIMON
SILVER MEDAL: GREAT BRITAIN
NICK M. / PAUL R
BRONZE MEDAL: THAILAND
KITTIWIT C. / PARKPOOM T.

MALE PAIRS 31 - 49 AGES

GOLD MEDAL: GREECE
ESTILIANOS D / IOANNIS P
SILVER MEDAL: CYPRUS
NEARCHOU I / AKAZINOS N
BRONZE MEDAL: THAILAND
ATTAPOL L / SUMATE M

MALE PAIRS + 50 AGES

GOLD MEDAL: UNITED STATES
GLEN BRASHCER / JOHN PETRICK
SILVER MEDAL: FINLAND
RAINER N / ARTO J.
BRONZE MEDAL: HUNGARY
SANDOR S / ZOLTAN J.

FEMALE PAIRS – 30 AGES

GOLD MEDAL: HUNGARY
HASINOS S / LUCKACS A
SILVER MEDAL: IRAN
FATEME R / KOLSOOM E
BRONZE MEDAL: THAILAND
CHIDAPA S / SUPRAPA P

BOWLING PAIRS

FEMALE PAIRS 31 - 49 AGES

GOLD MEDAL: THAILAND
LADDA RUANGROD / SUMALEE S
SILVER MEDAL: THAILAND
JATUPORN S / NAMTHIP S
BRONZE MEDAL: THAILAND
ARUNEE P / JUTHARAT L

FEMALE PAIRS + 50 AGES

GOLD MEDAL: AUSTRALIA
HETHER E / ESTHER

FEMALE PAIRS

GOLD MEDAL: HUNGARY
JUHASZ R / HASLNOS S
SILVER MEDAL: THAILAND
JATUPORN S / SUMATE M
BRONZE MEDAL: THAILAND
NAMTHIP S / THAWEE C

Ten Pin Bowling Parejas Masculino

0-30				31-49			
Czinczas R	104	103	207	Joni S	132	145	277
Janka S	100	113	213	Janne T	137	143	280
HUNGARY			420	FINLAND			557
Nick M	124	165	289	Dunon F	83	78	161
Paul R	106	157	263	Totlemonde F	141	100	241
GBR			552	FRANCE			402
Sam C	180	110	290	Richard L	201	144	345
Simon F	165	148	313	David M	123	131	254
GBR			603	GBR			599
Borja R	112	78	190	Tero S.	124	135	259
Javier M.	103	96	199	Martti S	113	133	246
SPAIN			389	FINLAND			505
Dimitrios	134	149	283	Ioannis M	113	153	266
Kyriakos Z	128	105	233	Konstantinos I	147	152	299
GREECE			516	GREECE			565
Kittiwit C	113	98	211	Attapol L	146	140	286
Parkpoom T	121	144	265	Sumate M	129	194	323
THAILAND			476	THAILAND			609
Mohammad H	113	120	233	Sunhanut	118	100	218
Farshad Z	123	95	218	Thawee C	131	142	273
IRAN			451	THAILAND			491
Maximilian L	113	99	212	Nade	118	159	277
Siegfried M	131	125	256	Juanito Valorc	113	131	244
AUSTRIA			468	USA			521
				Stylianios D	171	135	306
				Ioannis P	211	145	356
				GREECE			662
				Norio n	168	127	295
				tsarao	60	101	161
				JAPAN			456
				Nabiollah M	128	188	316
				Samad A	139	137	276
				IRAN			592
				Alon A	89	89	178
				Simon B	162	100	262
				FRANCE			440
				Carlo Silvi	121	126	247
				Bortolato D	101	91	192
				ITALY			439
				Nearchou I	136	156	292
				Akazinos N	148	175	323
				CYPRUS			615
				Michael D	117	150	267
				Lenny R	133	87	220
				IRELAND			487
				Mark D.	97	123	220
				Clayton W	139	147	286
				AUSTRALIA			506

50...			
Paul P.	106	157	263
Henry W	70	80	150
IRELAND			413
Arkas I	147	114	261
Athanasio. A.	144	159	303
GREECE			564
Nikolaos K	147	124	271
Emmanouil M	135	136	271
GREECE			542
Sandor S.	138	143	281
Zoltan J.	135	166	301
HUNGARY			582
Bouvier J. Pierre	76	111	187
Brocard P.	170	141	311
FRANCE			498
Dobois S	154	160	314
Lestage P.	91	105	196
FRANCE			510
Glen Brashcer	149	125	274
John Petrick	176	140	316
USA			590
Kui Wah D	92	108	200
Tsan Yee A.	189	138	327
HONG KONG			527
Mack B	112	97	209
Dan L	119	129	248
USA			457
John P	96	68	164
John D	84	107	191
USA			355
Anthony B	114	98	212
Charlie R	136	84	220
IRELAND			432
Bryan E	151	139	290
Dave S	146	111	257
NEW ZEALAND			547
Cherdchai B.	111	114	225
Jak S	92	103	195
THAILAND			420
Bunjong K	98	135	233
Thongchai P	145	105	250
THAILAND			483
Rainer N	155	113	268
Arto J.	162	155	317
FINLAND			585
Mauri K	117	147	264
Jorma W	105	93	198
FINLAND			462
Hannu O	97	130	227
Olavi R.	143	133	276
FINLAND			503
Antony H	117	103	220
Michael K	179	127	306
AUSTRALIA			526
Soteriou C	153	165	318
Antoniou A	121	128	249
CYPRUS			567
Martin M.	108	112	220
Robert F	140	161	301
USA			521

Ten Pin Bowling Parejas Femenino

0-30				31-49			
Cynthia S	95	107	202	Thapanee	127	113	240
Jasmine W	60	63	123	Sawalee	103	110	213
USA			325	THAILAND			453
Chidapa S	64	113	177	Arunee P	117	117	234
Suprapa P	96	88	184	Jutharat L	121	115	236
THAILAND			361	THAILAND			470
Fateme R	90	114	204	Allison J	144	125	269
Kolsoom E	121	113	234	Brenda R	103	78	181
IRAN			438	GBR			450
Rodrigues S	61	65	126	Linda L	119	131	250
Sabba S	44	53	97	Brook Z	130	86	216
FRANCE			223	USA			466
Hasinos S	139	159	298	Angelini S	78	78	156
Luckacs A	121	141	262	Castellani L	37	53	90
HUNGARY			560	ITALY			246
				Anne M	119	83	202
				Heather H	107	95	202
				CANADA			404
				Ladda R	145	135	280
				Sumalee S	112	137	249
				THAILAND			529
				Johanna K	95	106	201
				Tarja S	97	126	223
				FINLAND			424
				Jatuporn S	149	158	307
				Namthip S	114	105	219
				THAILAND			526

50...			
Hether E	90	99	189
Esther	53	57	110
AUSTRALIA			299

Ten Pin Bowling Parejas Mixto

Heather E	86	74	160	Rachel C	97	94	191
Antony H	105	125	230	Andrew W	102	103	205
AUSTRALIA			390	GBR			396
Tarja S	106	103	209	Jennifer I	113	107	220
Rainer N	153	147	300	Jocelyn	67	98	165
FINLAND			509	CANADA			385
Rodrigues S.	48	62	110	Kelly A	93	79	172
Toutlemonde I	103	99	202	Clayton W	127	169	296
FRANCE			312	AUSTRALIA			468
Sam C	149	133	282	Namthip S	96	115	211
Alison J	134	115	249	Thawee C	168	167	335
GBR			531	THAILAND			546
Kolsam E	107	86	193	Demetriou C	69	109	178
Mohammadha	120	108	228	Sevastides A	147	138	285
IRAN			421	CYPRUS			463
Fateme R	86	73	159	EM	109	128	237
Samad A	152	171	323	Simon F	143	125	268
IRAN			482	GBR			505
Farshad Z	117	130	247	Vicky R	98	88	186
Elham R	78	97	175	Paul R	108	140	248
IRAN			422	GBR			434
Parkpoom T	203	114	317	Jutharat L	113	116	229
Arunee P	111	113	224	Bunjong K	126	156	282
THAILAND			541	THAILAND			511
Jatuporn S	150	130	280	Rainer W			0
Sumate M	150	131	281	Christiane W			0
THAILAND			561	FINLAND			0
Suprapa P	150	102	252	Ioannis A	135	161	296
Cherdchai B	131	117	248	Konstantinia C	117	103	220
THAILAND			500	GREECE			516
Ladda R	127	128	255	Minali M	105	137	242
Sunhanut S	123	127	250	Perpentti B	73	96	169
THAILAND			505	ITALY			411
Attapol L	136	169	305	Soos S	153	137	290
Sawelee K	118	106	224	Luckacs A	121	100	221
THAILAND			529	HUNGARY			511
Thapanee S	117	89	206	Lombard B	114	135	249
Jak S	109	96	205	Sim P	75	133	208
THAILAND			411	SOUTH AFRICA			457
Jasmine W	92	62	154	Borja R	92	104	196
Richard L	144	204	348	Clara C	82	83	165
USA			502	SPAIN			361
David M	161	114	275	Czinzas R	113	144	257
Brook Z	91	107	198	Hover H	110	126	236
USA			473	HUNGARY			493
John P	141	153	294	Beat G	114	101	215
Donna N	88	128	216	Suzanne K	74	99	173
USA			510	SWITZERLAND			388
Robert F			0	Dan L	100	127	227
Cynthia S	65	62	127	Tina R	101	117	218
USA			127	USA			445
Sara F	128	119	247	Prenner M	121	117	238
David I	106	122	228	Braun T	139	130	269
NEW ZEALAND			475	ITALY			507
				Juhasz R	138	168	306
				Haslnos S	130	159	289
				HUNGARY			595

CICLISMO ETAPA 30 KM FEMENINO

DORSAL	COUNTRY REPRESENTING	Gender	first_Nam	middle_Na	last_Name	GRUPO	P. GENERAL	TIEMPO	CLAS GRUPO
1005	Great Britain and Northern Ireland	F	Ottilie		Quince	30-39	1	0:55:12	1
1073	Great Britain and Northern Ireland	F	Susan		Tarling	40-49	2	0:55:12	1
281	Australia	F	Tamaryn		Stevens	18-29	3	0:55:12	1
844	Great Britain and Northern Ireland	F	Ella		Gibson	18-29	4	0:55:12	2
1814	South Africa	F	Vivian	Yvonne	De Klerk	30-39	5	0:55:12	2
160	Argentina	F	Micaela		Mercado	18-29	6	0:55:12	3
257	Australia	F	Rebecca	McFarlane	Peters	18-29	7	0:55:12	4
144	Argentina	F	Liliana Noeni		Zelasqui	60-69	8	0:55:12	1
2149	United States	F	Isabel	Yuriko	Stenzel Byrnes	40-49	9	0:55:12	2
833	Great Britain and Northern Ireland	F	Diana		Higman	50-59	10	0:55:12	1
392	Canada	F	Josee		Massicotte	50-59	11	1:00:49	2
1091	Great Britain and Northern Ireland	F	Zoe		Dixon	40-49	12	1:00:49	3
1393	Ireland	F	Sinead		McGowan	40-49	13	1:00:49	4
1909	Spain	F	Pakí		Silva Molina	30-39	14	1:01:41	3
2104	United States	F	Neely		Denise	50-59	15	1:02:00	3
1392	Ireland	F	Sheila		Gregan	40-49	16	1:02:09	5
583	France	F	Christel		AMICHE	50-59	17	1:04:18	4
229	Australia	F	Kate		Phillips	30-39	18	1:04:22	4
1948	Switzerland	F	Elizabeth		Schick	50-59	19	1:04:25	5
1459	Italia	F	Codato		Sabine	40-49	20	1:07:26	6
1511	Mexico	F	Erika		Aguirre Galán	18-29	21	1:10:22	5
451	Chile	F	Natalia		Rivera	30-39	22	1:10:31	5
406	Canada	F	Lyne		Pelletier	50-59	23	1:20:50	6
603	France	F	Karine		CELHAY	40-49	24	1:20:50	7
2283	United States	F	Sue		Rudolph	60-69	25	1:24:15	2
1946	Switzerland	F	Ceppi	Lucas	Gisèle	70 and over	26	1:28:13	1
329	Brazil	F	Patricia		Fonseca	30-39	27	1:43:47	6
857	Great Britain and Northern Ireland	F	FIDELMA		HODKINSO N	60-69	28	1:46:10	3

18 – 29 AGES CICLISMO ETAPA 30 KM

DORSAL	COUNTRY REP	RegId	gender	first_Name	middle_Name	last_Name	GRUPO	TIEMPO	CLAS GRUPO
1867	Spain	99373475	M	Jesús	Angel	Arconada	18-29	0:48:03	1
1304	Iran, Islamic Republic of	99410379	M	Mohammadjavad		Hefzi	18-29	0:48:27	2
1757	South Africa	99024749	M	Henk	Theodore	Goris	18-29	0:48:27	3
1882	Spain	99431861	M	Luis	Francisco	Sanz Díaz	18-29	0:48:27	4
483	Colombia	99453716	M	PABLO	IGNACIO	GARCIA	18-29	0:52:01	5
487	Colombia	99450477	M	WILLIAM	MAURICIO	BARRAGAN	18-29	0:55:35	6
652	France	99414599	M	Thomas		MOTSCH	18-29	1:01:44	7

30 – 39 AGES CICLISMO ETAPA 30 KM

DORSAL	COUNTRY	REF	Sexo	first_Name	middle_Name	last_Name	GRUPO	TIEMPO	CLAS GRUPO
2230	United States		M	Nathanael		Dunn	30-39	0:43:18	1
1414	Italy		M	Antonino		Raffa	30-39	0:48:27	2
1846	Spain		M	David		Carrasco Perona	30-39	0:48:27	3
1538	Netherlands		M	Bas	Van den	Hoven	30-39	0:48:27	4
1557	Netherlands		M	Gijs		Geerards	30-39	0:48:27	5
1554	Netherlands		M	Freek		Van Empel	30-39	0:48:27	6
345	Canada		M	Anthony	Norman	Parsons	30-39	0:49:35	7
1622	Netherlands		M	Tim	Tim	Hartman	30-39	0:50:18	8
1835	Spain		M	Blai		Signes Fort	30-39	0:51:39	9
1823	Spain		M	ALEJANDRO		RIVERA	30-39	0:52:01	10
1865	Spain		M	Javier		Rodriguez Amor	30-39	0:52:01	11
1701	Portugal		M	Pedro		Oliveira	30-39	0:52:01	12
1971	Switzerland		M	Thomas		Anliker	30-39	0:56:16	13
1101	Greece		M	Dimitrios		Kontoninas	30-39	0:56:16	14
1854	Spain		M	Francisco		Zamora	30-39	0:56:16	15
1860	Spain		M	IVAN		BOHÓRQUEZ	30-39	1:06:18	16

40 - 49 AGES CICLISMO ETAPA 30 KM

DORSAL	COUNTRY REPRESENTED	Sex	first_Nam	middle_Na	last_Name	GRUPO	PUESTO	TIEMPO
1467	Italy	M	Walter		Ucceddu	40-49	1	0:46:22
533	Finland	M	Marko		Karhunen	40-49	2	0:46:22
245	Australia	M	Matt		Spencer	40-49	3	0:46:22
1938	Switzerland	M	Alain		Lagacé	40-49	4	0:46:22
1655	Norway	M	Erlend		Gjerde	40-49	5	0:46:22
1049	Great Britain and Northern Ireland	M	Sean		Rintoul	40-49	6	0:46:22
2301	United States	M	Zachary		Brooks	40-49	7	0:46:22
511	Denmark	M	Søren		Hermansen León	40-49	8	0:46:22
1911	Spain	M	Rafael		Grande	40-49	9	0:46:22
1465	Italy	M	STEFANO		CAREDDA	40-49	10	0:46:22
2311	Uruguay	M	Miguel	Angel	Yelos	40-49	11	0:46:22
1828	Spain	M	Antonio		Ontoso Picon	40-49	12	0:46:22
313	Belgium	M	Luc		Laurent	40-49	13	0:46:22
691	Germany	M	Goesta		Schultze	40-49	14	0:46:22
683	Germany	M	Elmar		Sprink	40-49	15	0:46:22
1536	Netherlands	M	Bart		Rienties	40-49	16	0:46:47
866	Great Britain and Northern Ireland	M	Gavin		Giles	40-49	17	0:47:27
1409	Italy	M	Alberto		Signorini	40-49	18	0:50:19
310	Belgium	M	Kris	Van	Moere	40-49	19	0:50:17
147	Argentina	M	MARCOS		EPELDE	40-49	20	0:52:12
1841	Spain	M	Carlos		Villora Fernandez	40-49	21	0:52:31
187	Australia	M	Bryan	James	Rollins	40-49	22	0:52:34
478	Colombia	M	IVAN	EDUARDO	ROJAS	40-49	23	0:52:36
1966	Switzerland	M	Roger	Anton	Arnet	40-49	24	0:52:47
1915	Spain	M	Ricardo		García Sala	40-49	25	0:53:35
2013	Thailand	M	Siraphop		Sanitthai	40-49	26	0:55:05
209	Australia	M	Glenn		Phipps	40-49	27	0:56:10
1619	Netherlands	M	Stefan		Civre	40-49	28	0:56:12
296	Austria	M	Martin		Krimbacher	40-49	29	0:56:13
323	Brazil	M	Dinael	Dinael	Wolf	40-49	30	0:56:58
391	Canada	M	Jonathan		Hickman	40-49	31	0:59:03
1944	Switzerland	M	Carlo		Bruengger	40-49	32	1:01:42
1907	Spain	M	Óscar		DÍAZ REDONDO	40-49	33	1:01:50
624	France	M	Olivier		EVEN	40-49	34	1:02:40
1690	Portugal	M	António	Fernandes	Rodrigues	40-49	35	1:05:06

50 – 59 AGES CICLISMO ETAPA 30 KM

DORSAL	COUNTRY REPRESENTED	Gender	first_Name	middle_Name	last_Name	GRUPO	TIEMPO	CLAS GRUPO
1424	Italy	M	Ermanno		Manenti	50-59	0:45:25	1
1549	Netherlands	M	Erik		Pul	50-59	0:45:29	2
1030	Great Britain and Northern Ireland	M	Richard		Smith	50-59	0:45:29	3
977	Great Britain and Northern Ireland	M	Michael		Oliver	50-59	0:45:29	4
1957	Switzerland	M	Jean-claude		Schurig	50-59	0:49:37	5
2250	United States	M	Randall	Scott	Stafford	50-59	0:49:37	6
1931	Sweden	M	Lars		Santesson	50-59	0:49:37	7
1941	Switzerland	M	Andreas		Krebs	50-59	0:49:37	8
1964	Switzerland	M	Nicolas		Buchwalder	50-59	0:49:37	9
1553	Netherlands	M	Frank		Kuipers	50-59	0:51:34	10
1861	Spain	M	Javier		Aguirre Erdoiza	50-59	0:51:34	11
599	France	M	Jean Michel		BORNE	50-59	0:51:34	12
1060	Great Britain and Northern Ireland	M	Stephen		Donaldson	50-59	0:51:34	13
672	Germany	M	Christoph		Biermann	50-59	0:51:34	14
1565	Netherlands	M	Jan	Van	Velthoven	50-59	0:51:34	15
484	Colombia	M	ROBERTO		CACERES	50-59	0:51:34	16
169	Argentina	M	SERGIO		DIAZ	50-59	0:51:34	17
1873	Spain	M	José		López Rivas	50-59	0:51:34	18
829	Great Britain and Northern Ireland	M	Declan		Logue	50-59	0:51:34	19
2312	Uruguay	M	Sergio		Miranda	50-59	0:51:34	20
1837	Spain	M	CANDIDO		IGLESIAS	50-59	0:51:34	21
1848	Spain	M	Enrique		Pascual	50-59	0:54:29	22
1439	Italy	M	Lucio		Fior	50-59	0:54:50	23
744	Germany	M	Thomas	Gerd	Schladitz	50-59	0:56:51	24
741	Germany	M	Sven		Taubmann	50-59	0:56:53	25
703	Germany	M	Karsten		Zeh	50-59	0:56:56	26
638	France	M	Richard		SICRE	50-59	1:03:07	27
1874	Spain	M	JOSE ANGEL		CARCELES ARCE	50-59	1:05:16	28
1457	Italy	M	Paolo		Perra	50-59	1:05:27	29
629	France	M	Philippe		CHAUVEAU	50-59	1:10:51	30
360	Canada	M	Claude		Laflamme	50-59	1:12:36	31
1913	Spain	M	Rafael		Bejarano	50-59	1:15:13	32

60 – 69 AGES CICLISMO ETAPA 30 KM

DORSAL	COUNTRY REPRESENTATION	Sex	first_Name	middle_Name	Last_Name	GRUPO	TIEMPO	CLAS GRUPO
570	France	M	Alain		FOSSARD	60-69	0:53:34	1
185	Australia	M	Bruce	Stephen	GILES	60-69	0:53:34	2
1035	Britain and Northern Ireland	M	Robert	John	Jolliffe	60-69	0:55:45	3
651	France	M	Thierry		LEROUX	60-69	0:56:28	4
677	Germany	M	Dieter		Poerschmann	60-69	0:56:30	5
1821	Spain	M	Alberto		Cordero	60-69	0:59:57	6
2127	United States	M	Gary		Rosenbaum	60-69	1:04:05	7
1431	Italy	M	GIOVANNI		FADDA	60-69	1:05:24	8
1853	Spain	M	FERNANDO		AGUILAR	60-69	1:07:52	9
1918	Spain	M	Vicente		Granados-cabezas	60-69	1:07:53	10
2264	United States	M	Ross	Hilton	Owens	60-69	1:08:44	11
2219	United States	M	Michael		Wells	60-69	1:10:41	12

+ 70 AGES CICLISMO ETAPA 30 KM

DORSAL	COUNTRY REPRESENTATION	Sex	first_Name	middle_Name	last_Name	GRUPO	TIEMPO	CLAS GRUPO
1576	Netherlands	M	Koos	Van	Moerkerk	70 and over	0:53:34	1
2290	United States	M	Thomas		Jenkin	70 and over	0:56:52	2
2163	United States	M	Jim		Brien	70 and over	1:07:25	3
598	France	M	Jean Claude		LE BOURHIS	70 and over	1:07:27	4
2262	United States	M	Ronald	Philip	Matross	70 and over	1:08:20	5

CRONO POR EQUIPOS

EQUIPO	HORA	SALIDA	TIEMPO CRONO	TIEMPO REAL	CENTESIMAS	CLASE
CYCLING NETHERLANDS 3	13:06	0:06	0:29:54	0:23:54	58	M
CYCLING SPAIN 1	11:06	0:06	0:30:32	0:24:32	21	M
CYCLING ITALI 1	11:04	0:04	0:28:51	0:24:51	5	M
CYCLING USA 1	11:02	0:02	0:27:23	0:25:23	10	M
CYCLING GBNI 1	11:00	0:00	0:25:38	0:25:38	39	MX
CYCLING NETHERLANDS 1	11:08	0:08	0:33:54	0:25:54	13	M
CYCLING SPAIN 2	12:06	0:06	0:32:04	0:26:04	3	M
CYCLING FRANCE	11:10	0:10	0:36:10	0:26:10	73	M
CYCLING GERMANY 1	12:10	0:10	0:36:55	0:26:55	84	M
CYCLING GBNI 2	12:02	0:02	0:30:01	0:28:01	60	M
CYCLING SWITZERLAND	13:12	0:12	0:40:07	0:28:07	18	MX
CYCLING AUSTRALIA	12:12	0:12	0:40:11	0:28:11	28	MX
CYCLING COLOMBIA	11:12	0:12	0:40:25	0:28:25	22	M
CYCLING NETHERLANDS 2	12:04	0:04	0:32:45	0:28:45	64	M
CYCLING GERMANY 2	13:02	0:02	0:32:51	0:30:51	80	M
CYCLING CANADA	13:10	0:10	0:44:01	0:34:01	48	M
CYCLING ITALIA 3	13:08	0:08	0:42:37	0:34:37	97	MX
CYCLING PORTUGAL	13:14	0:14	0:49:22	0:35:22	43	M
CYCLING ITALI 2	12:08	0:08	0:45:12	0:37:12	61	M
CYCLING USA 2	12:00	0:00	0:41:36	0:41:36	28	MX

CRONO INDIVIDUAL

DORSAL	APELLIDO	NOMBRE	NCTO.	GRUPO	PAIS	GENERO	HORA	SALIDA	TIEMPO CRONO	TIEMPO REAL	CTSMAS.
2230	Dunn	Nathanael	11/23/1981	30-39	United States	M	10:18	2:19:00	2:24:24	0:05:24	82
1467	Ucceddu	Walter	4/14/1971	40-49	Italy	M	9:42	1:43:00	1:48:53	0:05:53	51
1938	Lagacé	Alain	4/1/1971	40-49	Switzerland	M	9:55	1:56:00	2:01:55	0:05:55	2
1030	Smith	Richard	4/23/1967	50-59	Great Britain and Northern Ireland	M	9:02	1:03:00	1:08:55	0:05:55	5
1549	Pul	Erik	6/19/1966	50-59	Netherlands	M	9:08	1:09:00	1:14:55	0:05:55	83
1049	Rintoul	Sean	11/9/1969	40-49	Great Britain and Northern Ireland	M	9:38	1:39:00	1:44:56	0:05:56	94
1424	Manenti	Ermanno	8/20/1961	50-59	Italy	M	9:05	1:06:00	1:12:00	0:06:00	99
1655	Gjerde	Erlend	8/28/1976	40-49	Norway	M	9:46	1:47:00	1:53:00	0:06:00	61
1554	Van Empel	Freek	5/24/1979	30-39	Netherlands	M	10:06	2:07:00	2:13:05	0:06:05	40
683	Sprink	Elmar	12/26/1971	40-49	Germany	M	9:35	1:36:00	1:42:06	0:06:06	28
691	Schultze	Goesta	7/10/1967	40-49	Germany	M	9:36	1:37:00	1:43:06	0:06:06	96
1536	Rienties	Bart	7/28/1976	40-49	Netherlands	M	9:44	1:45:00	1:51:07	0:06:07	50
1846	Carrasco Perona	David	2/20/1981	30-39	Spain	M	10:13	2:14:00	2:20:07	0:06:07	81
977	Oliver	Michael	3/17/1963	50-59	Great Britain and Northern Ireland	M	9:01	1:02:00	1:08:14	0:06:14	91
866	Giles	Gavin	5/7/1974	40-49	Great Britain and Northern Ireland	M	9:37	1:38:00	1:44:14	0:06:14	94
1882	Sanz Díaz	Luis	10/8/1988	18-29	Spain	M	10:24	2:25:00	2:31:15	0:06:15	52
1414	Raffa	Antonino	12/11/1981	30-39	Italy	M	10:03	2:04:00	2:10:16	0:06:16	13
1304	Hefzi	Mohammadjavad	6/7/1987	18-29	Iran, Islamic Republic of	M	10:21	2:22:00	2:28:16	0:06:16	83
624	EVEN	Olivier	7/5/1967	40-49	France	M	9:34	1:35:00	1:41:17	0:06:17	27
1557	Geerards	Gijs	11/7/1979	30-39	Netherlands	M	10:07	2:08:00	2:14:20	0:06:20	33
1828	Ontoso Picon	Antonio	11/22/1970	40-49	Spain	M	9:49	1:50:00	1:56:23	0:06:23	18



JUNE 25 TO JULY 2

DORSAL	APELLIDO	NOMBRE	NCTO.	GRUPO	PAIS	GÉNERO	HORA	SALIDA	TIEMPO CRONO	TIEMPO REAL	CENTES.
1465	CAREDDA	STEFANO	11/10/1968	40-49	Italy	M	9:07	1:08:00	1:14:24	0:06:24	75
1538	Hoven	Bas	7/3/1977	30-39	Netherlands	M	10:05	2:06:00	2:12:26	0:06:26	70
1911	León Grande	Rafael	10/28/1975	40-49	Spain	M	9:53	1:54:00	2:00:27	0:06:27	13
511	Hermansen	Søren	8/27/1972	40-49	Denmark	M	9:32	1:33:00	1:39:27	0:06:27	47
2301	Brooks	Zachary	3/18/1970	40-49	United States	M	9:59	2:00:00	2:06:28	0:06:28	14
245	Spencer	Matt	1/29/1976	40-49	Australia	M	9:25	1:26:00	1:32:30	0:06:30	3
1622	Hartman	Tim	3/5/1986	30-39	Netherlands	M	10:08	2:09:00	2:15:30	0:06:30	5
313	Laurent	Luc	10/28/1967	40-49	Belgium	M	9:28	1:29:00	1:35:30	0:06:30	74
533	Karhunen	Marko	1/29/1974	40-49	Finland	M	9:33	1:34:00	1:40:30	0:06:30	79
1867	Arconada	Jesús	12/23/1994	18-29	Spain	M	10:23	2:24:00	2:30:31	0:06:31	72
2250	Stafford	Randall	9/12/1958	50-59	United States	M	9:20	1:21:00	1:27:33	0:06:33	3
2311	Yelos	Miguel	3/20/1968	40-49	Uruguay	M	10:00	2:01:00	2:07:33	0:06:33	9
1062	Jarvis	Stephen	9/22/1975	40-49	Great Britain and Northern Ireland	M	9:39	1:40:00	1:46:35	0:06:35	52
185	GILES	Bruce	4/9/1957	60-69	Australia	M	8:34	0:35:00	0:41:35	0:06:35	6
1409	Signorini	Alberto	8/6/1974	40-49	Italy	M	9:41	1:42:00	1:48:36	0:06:36	52
599	BORNE	Jean Michel	5/27/1959	50-59	France	M	8:50	0:51:00	0:57:36	0:06:36	48
1957	Schurig	Jean-claude	2/12/1962	50-59	Switzerland	M	9:17	1:18:00	1:24:36	0:06:36	99
1941	Krebs	Andreas	9/16/1962	50-59	Switzerland	M	9:16	1:17:00	1:23:40	0:06:40	68
1005	Quince	Otilie	4/1/1982	30-39	Great Britain and Northern Ireland	F	8:17	0:18:00	0:24:48	0:06:48	62
1835	Signes Fort	Blai	6/21/1982	30-39	Spain	M	10:12	2:13:00	2:19:48	0:06:48	62
949	Mellen	Lydia	11/4/2000	15-17	Great Britain and Northern Ireland	F	8:26	0:27:00	0:33:49	0:06:49	65
310	Moere	Kris	11/14/1971	40-49	Belgium	M	9:27	1:28:00	1:34:51	0:06:51	87
1915	García Sala	Ricardo	5/24/1971	40-49	Spain	M	9:54	1:55:00	2:01:54	0:06:54	3



JUNE 25 TO JULY 2

DORSAL	APELLIDOS	NOMBRE	NCTO.	GRUPO	PAÍS	GÉNERO	HORA	SALIDA	TIEMPO CRONO	TIEMPO REAL	CENT.
143	Carrillo	Julio	9/30/1985	30-39	Argentina	M	10:01	2:02:00	2:08:55	0:06:55	77
147	EPELDE	MARCOS	2/27/1976	40-49	Argentina	M	9:23	1:24:00	1:30:57	0:06:57	24
2013	Sanitthai	Siraphop	5/28/1976	40-49	Thailand	M	9:57	1:58:00	2:04:59	0:06:59	75
1865	Rodriguez Amor	Javier	12/13/1978	30-39	Spain	M	10:16	2:17:00	2:24:00	0:07:00	25
829	Logue	Declan	9/21/1964	50-59	Great Britain and Northern Ireland	M	9:00	1:01:00	1:08:00	0:07:00	62
1823	RIVERA	ALEJANDRO	12/19/1978	30-39	Spain	M	10:11	2:12:00	2:19:03	0:07:03	37
1964	Buchwalder	Nicolas	5/1/1963	50-59	Switzerland	M	9:19	1:20:00	1:27:03	0:07:03	33
1060	Donaldson	Stephen	11/21/1961	50-59	Great Britain and Northern Ireland	M	9:03	1:04:00	1:11:03	0:07:03	69
483	GARCIA	PABLO	12/29/1986	30-39	Colombia	M	10:29	2:30:00	2:37:06	0:07:06	19
296	Krimbacher	Martin	9/12/1968	40-49	Austria	M	9:26	1:27:00	1:34:06	0:07:06	48
1701	Oliveira	Pedro	6/30/1982	30-39	Portugal	M	10:09	2:10:00	2:17:06	0:07:06	4
1861	Aguirre Erdoiza	Javier	12/3/1966	50-59	Spain	M	9:12	1:13:00	1:20:08	0:07:08	0
1873	López Rivas	José	12/12/1960	50-59	Spain	M	9:13	1:14:00	1:21:11	0:07:11	29
1695	Silva	José	11/26/1975	40-49	Portugal	M	9:47	1:48:00	1:55:11	0:07:11	59
373	Forget	Francois	9/4/1966	50-59	Canada	M	8:49	0:50:00	0:57:12	0:07:12	66
672	Biermann	Christoph	5/15/1964	50-59	Germany	M	8:54	0:55:00	1:02:13	0:07:13	10
1035	Jolliffe	Robert	7/24/1952	60-69	Great Britain and Northern Ireland	M	8:39	0:40:00	0:47:15	0:07:15	34
570	FOSSARD	Alain	3/21/1953	60-69	France	M	8:36	0:37:00	0:44:15	0:07:15	35
1837	IGLESIAS	CANDIDO	4/27/1965	50-59	Spain	M	9:11	1:12:00	1:19:17	0:07:17	18
187	Rollins	Bryan	3/3/1971	40-49	Australia	M	9:24	1:25:00	1:32:17	0:07:17	68
484	CACERES	ROBERTO	6/6/1967	50-59	Colombia	M	9:31	1:32:00	1:39:17	0:07:17	21
478	ROJAS	IVAN	9/5/1968	40-49	Colombia	M	9:30	1:31:00	1:38:18	0:07:18	9
1101	Kontoninas	Dimitrios	10/24/1980	30-39	Greece	M	10:02	2:03:00	2:10:19	0:07:19	88



JUNE 25 TO JULY 2

DORSAL	APELLIDO	NOMBRE	NACTO.	GRUPO	PAÍS	CATEGORIA	HORA	SALIDA	TIEMPO CRONO	TIEMPO REAL	CENTES.
487	BARRAGAN	WILLIAM	6/1/1987	18-29	Colombia	M	10:19	2:20:00	2:27:20	0:07:20	23
1553	Kuipers	Frank	7/21/1961	50-59	Netherlands	M	9:09	1:10:00	1:17:21	0:07:21	4
1619	Civre	Stefan	8/20/1971	40-49	Netherlands	M	9:45	1:46:00	1:53:21	0:07:21	76
1961	Gysel	Martin	12/24/1959	50-59	Switzerland	M	9:18	1:19:00	1:26:21	0:07:21	34
2312	Miranda	Sergio	11/28/1957	50-59	Uruguay	M	9:21	1:22:00	1:29:21	0:07:21	95
1565	Velthoven	Jan	10/28/1960	50-59	Netherlands	M	9:10	1:11:00	1:18:21	0:07:21	96
1576	Moerkerk	Koos	2/24/1944	70 y +	Netherlands	M	8:29	0:30:00	0:37:22	0:07:22	19
703	Zeh	Karsten	6/3/1963	50-59	Germany	M	8:55	0:56:00	1:03:23	0:07:23	38
169	DIAZ	SERGIO	6/20/1996	50-59	Argentina	M	9:22	1:23:00	1:30:26	0:07:26	59
2290	Jenkin	Thomas	11/8/1942	70 y +	United States	M	8:33	0:34:00	0:41:28	0:07:28	8
1848	Pascual	Enrique		50-59	Spain	M	10:31	2:32:00	2:39:29	0:07:29	53
1841	Villora Fernandez	Carlos	5/6/1968	40-49	Spain	M	9:50	1:51:00	1:58:29	0:07:29	89
160	Mercado	Micaela	4/23/1991	18-29	Argentina	F	10:32	2:33:00	2:40:32	0:07:32	10
281	Stevens	Tamaryn	9/12/1991	18-29	Australia	F	8:22	0:23:00	0:30:32	0:07:32	42
1971	Anliker	Thomas	11/19/1982	30-39	Switzerland	M	10:17	2:18:00	2:25:32	0:07:32	70
1854	Zamora	Francisco	7/2/1983	30-39	Spain	M	10:14	2:15:00	2:22:37	0:07:37	46
651	LEROUX	Thierry	5/20/1956	60-69	France	M	8:37	0:38:00	0:45:39	0:07:39	70
1073	Tarling	Susan	9/13/1969	40-49	Great Britain and Northern Ireland	F	8:11	0:12:00	0:19:41	0:07:41	86
5001	Billstrom	Anders		50-59	Netherlands	M	10:28	2:29:00	2:36:42	0:07:42	38
855	Rost	Esben	11/12/2003	12-14	Great Britain and Northern Ireland	M	10:26	2:27:00	2:34:46	0:07:46	34
741	Taubmann	Sven	4/4/1966	50-59	Germany	M	8:58	0:59:00	1:06:46	0:07:46	74
844	Gibson	Ella	12/21/1991	18-29	Great Britain and Northern Ireland	F	8:23	0:24:00	0:31:50	0:07:50	99
677	Poerschmann	Dieter	3/15/1957	60-69	Germany	M	8:38	0:39:00	0:46:55	0:07:55	90



JUNE 25 TO JULY 2

DORSAL	APELLIDO	NOMBRE	NACTO.	GRUPO	PAÍS	CATEGORIA	HORA	SALIDA	TIEMPO CRONO	TIEMPO REAL	CENTENS.
1814	De Klerk	Vivian	2/16/1985	30-39	South Africa	F	8:18	0:19:00	0:26:58	0:07:58	48
391	Hickman	Jonathan	10/22/1969	40-49	Canada	M	9:29	1:30:00	1:38:00	0:08:00	68
1457	Perra	Paolo	7/21/1965	50-59	Italy	M	9:06	1:07:00	1:15:04	0:08:04	15
1855	Iniesta vazquez	Francisco ignacio	7/27/1973	40-49	Spain	M	9:51	1:52:00	2:00:06	0:08:06	63
744	Schladitz	Thomas	4/5/1963	50-59	Germany	M	8:59	1:00:00	1:08:10	0:08:10	60
833	Higman	Diana	2/21/1963	50-59	Great Britain and Northern Ireland	F	8:06	0:07:00	0:15:18	0:08:18	17
1043	Roonan	Samuel	1/17/1999	18-29	Great Britain and Northern Ireland	M	10:20	2:21:00	2:29:18	0:08:18	46
1091	Dixon	Zoe	9/27/1968	40-49	Great Britain and Northern Ireland	F	8:12	0:13:00	0:21:22	0:08:22	28
1757	Goris	Henk	3/14/1991	18-29	South Africa	M	10:22	2:23:00	2:31:26	0:08:26	16
360	Laflamme	Claude	9/5/1963	50-59	Canada	M	8:48	0:49:00	0:57:27	0:08:27	94
1821	Cordero	Alberto	12/19/1948	60-69	Spain	M	8:42	0:43:00	0:51:35	0:08:35	36
257	Peters	Rebecca	6/11/1992	18-29	Australia	F	8:21	0:22:00	0:30:36	0:08:36	1
1874	CARCELES ARCE	JOSE ANGEL	9/12/1963	50-59	Spain	M	9:14	1:15:00	1:23:37	0:08:37	51
1944	Bruengger	Carlo	12/14/1971	40-49	Switzerland	M	9:56	1:57:00	2:05:38	0:08:38	13
1459	Codato	Sabina	5/28/1970	40-49	Italy	F	10:33	2:34:00	2:42:38	0:08:38	98
948	Alexander	Luke	7/17/2000	15-17	Great Britain and Northern Ireland	M	10:25	2:26:00	2:34:38	0:08:38	2
280	Halbish	Suzanne	1/25/1980	30-39	Australia	F	8:14	0:15:00	0:23:40	0:08:40	96
2127	Rosenbaum	Gary	1/1/1953	60-69	United States	M	8:46	0:47:00	0:55:45	0:08:45	59
1909	Silva Molina	Paki	2/19/1979	30-39	Spain	F	8:19	0:20:00	0:28:45	0:08:45	96
1423	PITZALIS	ENRICO		30-39	Italy	M	10:04	2:05:00	2:13:47	0:08:47	69
1431	FADDA	GIOVANNI	10/8/1951	60-69	Italy	M	10:34	2:35:00	2:43:55	0:08:55	53
583	AMICHE	Christel	11/10/1964	50-59	France	F	8:05	0:06:00	0:14:58	0:08:58	67
1948	Schick	Elizabeth	3/10/1962	50-59	Switzerland	F	8:07	0:08:00	0:17:06	0:09:06	75



JUNE 25 TO JULY 2

DORSAL	APELLIDO	NOMBRE	NACTO.	GRUPO	PAÍS	CATEGORÍA	HORA	SALIDA	TIEMPO CRONO	TIEMPO REAL	CENTES.
2262	Matross	Ronald	8/18/1946	70 y +	United States	M	8:32	0:33:00	0:42:09	0:09:09	57
2163	Brien	Jim	2/4/1947	70 y +	United States	M	8:30	0:31:00	0:40:10	0:09:10	91
1853	AGUILAR	FERNANDO	3/7/1949	60-69	Spain	M	8:44	0:45:00	0:54:21	0:09:21	82
2219	Wells	Michael	10/14/1950	60-69	United States	M	8:47	0:48:00	0:57:37	0:09:37	22
723	Neuke	Olaf	11/26/1966	50-59	Germany	M	8:56	0:57:00	1:06:39	0:09:39	4
451	Rivera	Natalia	6/18/1979	30-39	Chile	F	8:15	0:16:00	0:25:47	0:09:47	99
598	LE BOURHIS	Jean Claude	6/20/1934	70 y +	France	M	8:28	0:29:00	0:39:09	0:10:09	67
1913	Bejarano	Rafael	10/15/1957	50-59	Spain	M	9:15	1:16:00	1:26:10	0:10:10	70
645	DE DIANOUS	Serge	5/19/1958	50-59	France	M	8:53	0:54:00	1:04:11	0:10:11	70
1946	Gisèle	Ceppi	5/23/1946	70 y +	Switzerland	F	8:00	0:01:00	0:11:13	0:10:13	38
395	Prevost	Karina	12/9/1972	40-49	Canada	F	8:10	0:11:00	0:21:23	0:10:23	65
2182	Hoyt	Karen	4/1/1957	60-69	United States	F	8:03	0:04:00	0:15:40	0:11:40	68
2192	Sun	Kolie	10/1/1954	60-69	United States	F	8:04	0:05:00	0:16:42	0:11:42	55
857	HODKINSON	FIDELMA	2/18/1951	60-69	Great Britain and Northern Ireland	F	8:02	0:03:00	0:15:05	0:12:05	39
1402	Yashar	Eli	10/9/1968	40-49	Israel	M	9:40	1:41:00	1:57:22	0:16:22	79
144	Zelasqui	Liliana Noeni	8/5/1955	60-69	Argentina	F	8:01	0:02:00	0:35:23	0:33:23	78

DARDOS

CATEGORIAS

MASCULINO 18 - 29 AGES

1º MOSTAFA ARMAZARD	REPUBLICA DE IRAN
2º MATTHEW ALEXANDER BELL	GREAT BRITAIN

MASCULINO 30 - 39 AGES

1º IVAN FERNANDEZ	SPAIN
2º SIMON CHAPUIS	SWITZERLAND

MASCULINO 40 - 49 AGES

1º SAYED MORTEZA AFZALI	REPUBLICA DE IRAN
2º ARTO KARKKAINEN	FINLAND
3º ROBERT CZINCAS	HUNGARY
3º CHRITOPHE MEUNIER	FRANCE

MASCULINO 50 - 59 AGES

1º PETER DOBOS	HUNGARY
2º JAN PULLES	NETHERLANDS
3º ROBERT SEREIKO	POLAND
3º DUSAN KRIZKO	SLOVAKIA

MASCULINO 60 - 69 AGES

1º MAREK STELEGOWSKY	
2º KRZYSZTOF GOSKI	POLAND
3º TSURAO OCHI	JAPAN
3º HIROSHI SHIMONO	JAPAN

MASCULINO > 70 AGES

1º CHARLIE RYAN	IRELAND
2º PINGH LEUNG	HONG KONG
3º MARIO CAPASSO	AUSTRALIA

DARDOS

CATEGORIAS

FEMENINO 18 – 29 AGES

1º JASMINE WILLIAMS

UNITED STATES

FEMENINO 30 – 39 AGES

1º BRIGITTE GROTMANN

GERMANY

2º AGNIESKA MICZYNSKA

POLAND

3º SARAH KORNAU

GERMANY

3º LAETITIA CULOT

BELGIUM

FEMENINO 40 – 49 AGES

1º MARIA KOVER

HUNGARY

2º SONIA ANGELINE

ITALY

3º ZSUZSANNA HANYU

HUNGARY

3º MARTINE VARIN

FRANCE

FEMENINO 50 – 59 AGES

1º SUSAN IVASKEVIVIUS

GREAT BRITAIN

2º ILONKA SZEKELYNE

HUNGARY

3º JUDIT DOBOS

HUNGARY

3º AMALI TEODORESKU

ROMANIA

FEMENINO 60 – 69 AGES

1º LINDA S. LEGENDRE

UNITED STATES

2º KRYSZYNA MORDZEK

POLAND

3º PUI YEE SO

HONK KONG

TRIPLE MIXTO

1º REPUBLICA DE IRAN

2º HUNGARY

3º IRELAND

3º AUSTRALIA

GOLF RESULTS - WTG2017

INDIVIDUAL STROKEPLAY

MALE	GOLD	SILVER	BRONZE
18 to 29	George Mortlock	Joseph Cawood	Trevin Ray
30 to 39	Pierrick Beghin	Nevil Cunningham	Stephen Murray
40 to 49	Troy Hurl	Andrew McGarry	Jozef Franer
50 to 59	Jeremy Nicholls	Mario Ezquerra	David Swarbrick
60 to 69	Gary Campbell	Jao Pareira da Silva	Rudolf Hauer
70+	Nico Zonneveld	Stuart Szycher	Pieter Osnabrugge

FEMALE	GOLD	SILVER	BRONZE
18 to 29	Tatiana Benitez	Chantal Bausch	-
30 to 39	-	-	-
40 to 49	Alison Johns	Lara Beekman	Gladys Bernal
50 to 59	Marie O'connor	Yvette Drysma	Sonja James
60 to 69	Brenda Roberts	Eva Kuhlman	Suwan Bamrung
70+	-	-	-

HANDICAP DIVISIONS

MALE	GOLD	SILVER	BRONZE
0 to 8	Raimo Juuti	-	-
9 to 16	Paul Rakoski	Raymond Morrissey	Ruurd Valkenburg
17 to 25	Thongchai Panchabuse	Sean Samujh	John Barnes

FEMALE	GOLD	SILVER	BRONZE
0 to 8			
9 to 16	Heilie Uys	Jill Morton	-
17 to 25	Nora Simpson	Maria Galvis	Christine Reynolds

TEAM COMPETITION

GROSS DIVISION

GOLD	Gary Campbell	Michael Dwyer	Ireland
SILVER	Troy Hurl	Brett Third	Canada
BRONZE	Joseph Cawood	Jao Pareira da Silva	South Africa

NET DIVISION

GOLD	Andrew McGarry	Ian Maxwell	GB&NI
SILVER	Nevil Cunningham	David Mushet	GB&NI
BRONZE	John Barnes	John Lamb	GB&NI

Format: In the individual event, golfers will compete in an 18-hole stroke-play individual tournament by age group. Ties will be resolved by ranking the holes by difficulty and then comparing the scores one at a time until the tie is broken. Golfers cannot earn medals in both the gross and net divisions; should a golfer qualify for a medal in both the gross and the net division, he or she will be awarded the higher ranking medal (ex. gold, then silver, then bronze), and the other division's results will then be adjusted.

2017 World Transplant Games Golf

Guadalhorce Club de Golf, 27 June 2017

Scratch Scores by Age Group

18-29

George	Mortlock	81
Joseph	Cawood	86
Trevin	Ray	91
Charles	Dyson	100
Eric	Simon	109
Tatiana	Benitez	108
Chantal	Busch	110

30-39

Pierrick	Beghin	92
Nevil Cunningham	Cunningham	99
Stephen	Murray	103

40-49

Troy	Hurl	73
Paul	Rakoski	88 *
Andrew	McGarry	90
Jozef	Franer	98
Kelly	Ashley	98
Wikus	Esterhuyzen	99 *
Sean	Samujh	102
Olaf Hendrik Arend	Sloot	103
Jose Roman	De Lamo	105
Jesus Fidalgo	Jimenez	108
GJ	Pipers	115
Ralf	Van Bentum	115
Alison	Johns	84
Lara	Beekman	104
Gladys	Bernal	107

2017 World Transplant Games Golf

Guadalhorce Club de Golf, 27 June 2017

Scratch Scores by Age Group

50-59

Jeremy	Nicholls	86
Mario	Ezquerria	89
David	Swarbrick	93
Raymond	Morrisey	93
Edgardo	Mercado	96
Michael	Kiely	96
Javier	Gonzalez	97
Moray	Laing	97
David	Mushet	98
Jari	Vihanne	98
Patrick	O'Sullivan	98
David	Watt	98
James	Nolan	99
Carlos Iglesias	Souto	99
Gonzalo	Atienza	101
Colin	Church	101
Andrew	Weir	102
Kjartan	Birgisson	107
Lucio	Fior	109
Bradley	Wood	109
Murray	Rose	110
Jarmo	Levainen	111
Simon	Perkin	114
David	Lilley	114
Wayne	Kelly	118
Geir	Heggland	135
Ulrich	Ahammer	144
Marie	O'Connor	96
Yvette	Draisma	105
Sonja	James	107
Susan	Field	125
Jill	Morton	125
Marianne	Christandl	137
Tina	Rueles	Ret.

2017 World Transplant Games Golf

Guadalhorce Club de Golf, 27 June 2017

Scratch Scores by Age Group

60-69

Garry	Campbell	83
Raimo	Juuti	86
Joao Pereira	da Silva	94
Rudolf	Hauer	94
Ruurd	Valkenburg	95
Thingchai	Panchabuse	95
Michael	Dwyer	96
John	Barnes	98
Jean-Pierre	Bouvier	98
Brett	Third	99
Iain	Maxwell	100
Tsan Yee Andrew	Chan	101
Raymond	Gogoll	102
Richard	Retallack	103
Robert	Flood	103
Goran	Lund	104
Pramote	Ladsuwan	106
Dirk	Strauch	109
Suwan	Bamrung	109
Peter	Rode	109
John	Lamb	111
Stephen	Wilkes	111
Hans	Karlsson	112
Nigel	Goldsworthy	113
Jan	Folkers	113
Tony	Gavigan	117
Kalevi	Ajalin	121
Seppo	Relmavuo	122
Ullrich	Hoffmann	124
Diederick	Kruger	129
Ronald	Grainger	129
Hannu	Ouvinen	143
Brenda	Roberts	90
Eva	Kuhlmann	100
Nora	Simpson	100
Connie	Brosnan	101
Helletjie	Uys	101
Maria	Galvis	104
Christine	Reynolds	108

2017 World Transplant Games Golf Guadalhorce Club de Golf, 27 June 2017

Scratch Scores by Age Group

Donna	Nakayama	117
Gudrun	Manuwald-Seemueller	118
Nancy	Reynolds	129
Jutta	Ludwig	133

70+

Nico	Zonneveld	91
Stuart	Szycher	94
Pieter	Osnabrugge	99
John	McAlear	109 *
Mach	Baxter	112
Dick	Winter	114

* score corrected as per score card

0-8 HANDICAP

Pos	Licencia	Nombre	Hex	NVH	Edad	Sex	Cat	Total	1ª	2ª	3ª	4ª	GROSS	NETT
MEN														
1	OP99386215	Troy Hurl	1		M	M	1	72	72		1		73	72
2	OP99028924	George Mortlock	4		J	M	1	76	76		5		81	77
	OP10109781	Garry Campbell	6		S	M	2	76	76		7		83	77
4	OP99239749	Raimo Juuti	7		S	M	2	78	78		8		86	79
5														
6	OP98716626	Joseph Cawood	2		J	M	1	84	84		2		86	84
LADIES														
	OP98247799	Alison Johns	0		M	F	1	83	83		1		84	84

9-16 HANDICAP

Pos	Licencia	Nombre	Hex	NVH	Edad	Sex	Cat	Total	1ª	2ª	3ª	4ª	GROSS	NETT
MEN														
1	OP98042351	Paul Rakoski	16		M	M	3	69	69	19			88	72
2	OP99433595	Andrew McGarry	16		M	M	3	71	71	19			90	74
3	OP99270856	Mario Ezquerro	12		S	M	3	75	75	14			89	77
	OP98480254	Jeremy Nicholls	9		S	M	2	76	76	10			86	77
	OP98035313	Raymond Morrissey	16		S	M	3	74	74	19			93	77
6	OP98693560	Stuart Szycher	16		S	M	3	75	75	19			94	78
7	OP98959522	Ruurd Valkenburg	16		S	M	3	75	75	25			95	79
8	OP98862530	Nico Zonneveld	12		S	M	3	77	77	14			91	79
9	OP99394591	Jean-Pierre BOUVIER	16		S	M	3	79	79	18			97	81
10	OP99437202	Trevin Ray	9		J	M	2	80	80	11			91	82
11	OP99392419	Pierrick BEGHIN	10		M	M	2	81	81	11			92	82
12	OP99645278	Carlos Iglesias Souto	16		S	M	3	79	79	19			98	82
13	OP98051126	Kelly Ashley	13		M	M	3	82	82	16			98	85
14	O100875225	Michael Kiely	16		S	M	3	77	77	25			102	86
15	OP99285557	Colin Church	12		S	M	3	86	86	15			101	89
16	OP99039669	Olaf Hendrik Arend Slood	13		M	M	3	88	88	15			103	90
	OP98386609	CHARLES DYSON	16		J	M	3	81	81	25			106	90
	OP98229034	Javier González	16		S	M	3	78	78	30			108	92
	OP99392744	Göran Lund	11		S	M	2	91	91	13			104	93
	OP98045063	Moray Laing	15		S	M	3	79	79	30			109	94
	OP98129370	DAVID WATT	15		S	M	3	80	80	30			110	95
	OP98052014	Bradley Wood	13		S	M	3	93	93	16			109	96
	OP98067361	Hans Karlsson	14		S	M	3	95	95	17			112	98
	OP99060982	David Lilley	14		S	M	3	98	98	16			114	100
LADIES														
	OP98129003	Brenda Roberts	10		S	F	2	77	77	13			90	80
	OP98992607	Helletjie Uys	16		S	F	3	82	82	21			103	87
	O100216726	JILL MORTON	13	12.9	S	F	4	101	101	24			125	112

17-25 HANDICAP

Pos	Nombre	Hex	NVH	Edad	Sex	Cat	Total	1ª	2ª	3ª	4ª	GROSS	NETT
	Thongchai Panchabuse	22	S	M	4	70	70	25				95	73
	Sean Samujh	25	M	M	4	77	77	22				99	74
	Jozef FRANER	24	M	M	4	73	73	25				98	74
	Pieter Osnabrugge	24	S	M	4	74	74	25				99	75
	David Swarbrick	17	S	M	3	72	72	21				93	76
	Joao Pereira da Silva	18	S	M	3	72	72	22				94	76
	Rudolf Hauer	18	S	M	3	73	73	21				94	76
	JOHN BARNES	20	S	M	4	75	75	21				96	76
	Richard Retallack	22	S	M	4	78	78	20				98	76
	Gonzalo Atienza	24	S	M	4	72	72	29				101	77
	Michael Dwyer	19	S	M	4	74	74	22				96	77
	Edgardo Mercado	18	S	M	3	74	74	22				96	78
	Nevil Cunningham	21	M	M	4	74	74	25				99	78
	Tsan Yee Andrew Chan	23	S	M	4	76	76	25				101	78
	James Nolan	18	S	M	3	77	77	19				96	78
	Lucio Fior	25	S	M	5	79	79	25				104	79
	Jari Vihanne	19	S	M	4	76	76	22				98	79
	Brett Third	19	S	M	4	76	76	22				98	79
	Iain Maxwell	20	S	M	4	76	76	23				99	79
	Patrick O Sullivan	17	S	M	3	78	78	19				97	80
	Robert Flood	23	S	M	4	78	78	25				103	80
	Stephen Murray	23	M	M	4	78	78	25				103	80
	JOSE ROMAN DE LAMO	23	M	M	4	78	78	25				103	80
	David Mushet	18	S	M	3	76	76	23				99	81
	Wikus Esterhuyzen	18	M	M	3	77	77	22				99	81
	Andrew Weir	21	S	M	4	77	77	25				102	81
	Connie Brosnan	18	S	M	3	79	79	21				100	82
	Raymond. Gogoll	17	S	M	3	81	81	19				100	83

17-25 HANDICAP

Pos	Nombre	Hex	NVH	Edad	Sex	Cat	Total	1ª	2ª	3ª	4ª	GROSS	NETT
	Dirk Strauch	25	S	M	4	79	79	30				109	84
	Pramote Ladswan	20	S	M	4	82	82	22				104	84
	John McAleer	23	S	M	4	84	84	25				109	86
	Stephen Wilkes	25	S	M	4	86	86	25				111	86
	Mack Baxter	25	S	M	5	87	87	25				112	87
	GJ Pijpers	28	M	M	5	90	90	25				115	87
	Ralf Van Bentum	28	M	M	5	90	90	25				115	87
	Kjartan Birgisson	19	S	M	4	84	84	24				108	89
	Jesús Fidalgo Jiménez	19	M	M	4	85	85	23				108	89
	ERIC SIMON	20	J	M	4	85	85	24				109	89
	Jan Folkers	24	S	M	4	88	88	25				113	89
	Jarmo Leväinen	21	S	M	4	86	86	25				111	90
	JOHN LAMB	21	S	M	4	86	86	25				111	90
	Peter Rode	19	S	M	4	87	87	22				109	90
	Nigel Goldsworthy	22	S	M	4	88	88	25				113	91
	Simon Perkin	21	S	M	4	89	89	25				114	93
	Murray Rose	17	S	M	3	90	90	20				110	93
	Tony Gavigan	23	S	M	4	92	92	25				117	94
	Dick Winter	18	S	M	3	92	92	22				114	96
	Wayne Kelly	22	S	M	4	93	93	25				118	96
	Kalevi Ajalin	25	S	M	4	96	96	25				121	96
	Seppo Reimavuo	25	S	M	4	97	97	25				122	97
	Ullrich Hoffmann	25	S	M	5	99	99	25				124	99
	Diederick Kruger	25	S	M	4	104	104	25				129	104
	Ronald Grainger	20	S	M	4	105	105	24				129	109
	Geir Heggland	25	S	M	5	110	110	25				135	110
	Hannu Ouvinen	25	S	M	5	118	118	25				143	118
	Ulrich Ahammer	25	S	M	5	119	119	25				144	119

17-25 HANDICAP

Pos	Nombre	Hex	NVH	Edad	Sex	Cat	Total	1ª	2ª	3ª	4ª	GROSS	NETT
	Yvette Draisma	22	S	F	4	80	80	18				98	76
	Marie O'Connor	17	S	F	3	75	75	19				94	77
	Gladys Bernal	25	M	F	4	77	77	25				102	77
	Nora Simpson	21	S	F	4	76	76	24				100	79
	MARIA GALVIS	22	S	F	4	79	79	22				101	79
	Christine Reynolds	25	S	F	4	78	78	27				105	80
	Eva Kuhlmann	17	S	F	3	79	79	20				99	82
	Lara Beekman	18	M	F	3	82	82	19				101	83
	Suwan Bamrung	22	S	F	4	84	84	23				107	85
	Chantal Bausch	25	J	F	5	85	85	25				110	85
	Sonja James	20	S	F	4	83	83	24				107	87
	Tatiana Benitez	17	J	F	3	88	88	20				108	91
	Donna Nakayama	25	S	F	5	92	92	25				117	92
	Gudrun Manuwald-Seemueller	25	S	F	5	93	93	25				118	93
	Susan Field	25	S	F	5	95	95	30				125	100
	Jutta LUDWIG	25	S	F	5	108	108	25				133	108
	Nancy Reynolds	20	S	F	4	105	105	24				129	109
	Marianne Christandl	25	S	F	5	107	107	30				137	112
	Tina Rueles	20	S	F	4	Ret		24	Ret				

RESULTADOS

FINAL- 1000M KAYAK
<u>MEN</u>

FECHA:	28-06-2017	HORA:	13:00
--------	------------	-------	-------

MENORES 30AÑOS

Pto	Dorsal	Nombre y Apellido	País	Tiempo
1	01	BERNARDA SEBASTIEN	FRANCIA	4' 26" 93
1	02	HUMEAU ALEXANDRE	FRANCIA	4' 26" 93

ENTRE 30 - 49AÑOS

Pto	Dorsal	Nombres y Apellidos	País	Tiempo
5º	05	MATHY HEMPSTALK	AUSTRALIA	4' 36" 06
5º	06	STUARD McLEOD	AUSTRALIA	4' 36" 06
4º	07	THOMAS RACK	ALEMANIA	4' 32" 12
4º	08	KAI PLUMER	ALEMANIA	4' 32" 12
NP	09	CAGIN SIGIN	TURKIA	
NP	10	EMRE URGENC	TURKIA	
1º	11	JOSE LUIS MAURI	ESPAÑA	3' 57" 50
1º	12	ALBERTO CARMONA	ESPAÑA	3' 57" 50
6º	29	PETER HICKEY	INGLATERRA	4' 45" 00
6º	30	<u>RUSSEL WALTON</u>	INGLATERRA	4' 45" 00
2º	35	<u>VINCE MAYNE</u>	INGLATERRA	4' 27" 48
2º	36	<u>GARTH LEWIS</u>	INGLATERRA	4' 27" 48
3º	39	<u>STEPHEN EVANS</u>	CANADA	4' 27" 99
3º	40	<u>TROY HURL</u>	CANADA	4' 27" 99

FINAL 200M KAYAK
MEN

FECHA:	28-06-2017	HORA:	11:15
--------	------------	-------	-------

MENORES DE 30 AÑOS

<u>Pto</u>	<u>Dorsal</u>	<u>Nombre y Apellidos</u>	<u>País</u>	<u>Tiempo</u>
1º	01	BERNARDA SEBASTIEN	FRANCIA	1' 03" 19
1º	02	HUMEAU ALEXANDRE	FRANCIA	1' 03" 19

ENTRE 30 - 49 AÑOS

<u>Pto</u>	<u>Dorsal</u>	<u>Nombres y Apellidos</u>	<u>País</u>	<u>Tiempo</u>
2º	03	STEVE ARTHY	AUSTRALIA	1' 03" 50
2º	04	DAVID HOWARD	AUSTRALIA	1' 03" 50
3º	05	MATHY HEMPSTALK	AUSTRALIA	1' 04" 05
3º	06	STUARD McLEOD	AUSTRALIA	1' 04" 05
4º	07	THOMAS RACK	ALEMANIA	1' 10" 03
4º	08	KAI PLUMER	ALEMANIA	1' 10" 03
NP	09	CAGIN SIGIN	TURKIA	
NP	10	EMRE URGENC	TURKIA	
1º	11	JOSE LUIS MAURI	ESPAÑA	1' 00" 14
1º	12	ALBERTO CARMONA	ESPAÑA	1' 00" 14
6º	29	PETER HICKEY	INGLATERRA	1' 14" 09
6º	30	RUSSEL WALTON	INGLATERRA	1' 14" 09
5º	33	KHALID MAQSOOD	INGLATERRA	1' 12" 15
5º	34	ANDY LEWIS	INGLATERRA	1' 12" 15
5º	39	STEPHEN EVANS	CANADA	1' 12" 15
5º	40	TROY HURL	CANADA	1' 12" 15

MAYORES DE 50 AÑOS

1º	13	KEN NEWLANDS	NUEVA ZELANDA	1' 15" 18
1º	14	BRIAN WIGMORE	NUEVA ZELANDA	1' 15" 18

<u>FINAL- 1000M KAYAK</u>
MIXTO

FECHA:	28-06-2017	HORA:	12.30
--------	------------	-------	-------

MENORES DE 30 AÑOS

<u>Pto</u>	<u>Dorsal</u>	<u>Nombre y Apellidos</u>	<u>Pais</u>	<u>Tiempo</u>
2º	19	JOSH BERGERON	USA	4' 43" 35
2º	20	LESLIE MEIGS	USA	4' 43" 35
1º	21	JENNIFER RAY	USA	4' 42" 84
1º	22	TREVIN RAY	USA	4' 42" 84

DE 30 A 49 AÑOS

<u>Pto</u>	<u>Dorsal</u>	<u>Nombre y Apellidos</u>	<u>Pais</u>	<u>Tiempo</u>
1º	23	GABORIT CHRISTOPHE	<u>FRANCIA</u>	4' 45" 35
1º	24	RODRIGUES SABINE	<u>FRANCIA</u>	4' 45" 35
2º	25	AMY FRACKOWIAK	<u>USA</u>	5' 31" 18
2º	26	PAUL RAKOSKI	<u>USA</u>	5' 31" 18
3º	27	HOLLY MIYAGAWA	<u>USA</u>	5' 55" 24
3º	28	LLOYD TUCKER	<u>USA</u>	5' 55" 24

FINAL- 200M KAYAK
MIXTO

FECHA:-	28-06-2017	HORA:-	10.30
---------	------------	--------	-------

MENORES DE 30 AÑOS

<u>Pto</u>	<u>Dorsal</u>	<u>Nombre y Apellidos</u>	<u>Pais</u>	<u>Tiempo</u>
1º	19	JOSH BERGERON	USA	1' 06" 30
1º	20	LESLIE MEIGS	USA	1' 06" 30
2º	21	JENNIFER RAY	USA	1' 07" 00
2º	22	TREVIN RAY	USA	1' 07" 00

DE 30 A 49 AÑOS

<u>Pto</u>	<u>Dorsal</u>	<u>Nombre y Apellidos</u>	<u>Pais</u>	<u>Tiempo</u>
1º	23	GABORIT CHRISTOPHE	<u>FRANCIA</u>	1' 04" 06
1º	24	RODRIGUES SABINE	<u>FRANCIA</u>	1' 04" 06
2º	25	AMY FRACKOWIAK	<u>USA</u>	1' 09" 09
2º	26	PAUL RAKOSKI	<u>USA</u>	1' 09" 09
3º	27	HOLLY MIYAGAWA	<u>USA</u>	1' 18" 08
3º	28	LLOYD TUCKER	<u>USA</u>	1' 18" 08

<u>FINAL 1000M KAYAK</u>
<u>WOMAN</u>

FECHA:	28-06-2017	HORA:	12.30
--------	------------	-------	-------

DE 30 A 49 AÑOS

<u>Pto</u>	<u>Dorsal</u>	<u>Nombre y Apellidos</u>	<u>Pais</u>	<u>Tiempo</u>
1º	15	<u>MARGARET BENSON</u>	CANADA	4' 44" 42
1º	16	<u>KATRINA McANDREW</u>	CANADA	4' 44" 42
2º	17	<u>ADEA CLEGG</u>	CANADA	5' 36" 02
2º	18	<u>KRISTEN WHEATON</u>	CANADA	5' 36" 02

<u>FINAL 200M KAYAK</u>
<u>WOMAN</u>

FECHA:	28-06-2017	HORA:	10.30
--------	------------	-------	-------

DE 30 A 49 AÑOS

<u>Pto</u>	<u>Dorsal</u>	<u>Nombre y Apellidos</u>	<u>Pais</u>	<u>Tiempo</u>
1º	15	MARGARET BENSON	CANADA	1' 11" 62
1º	16	KATRINA McANDREW	CANADA	1' 11" 62
3º	17	ADEA CLEGG	CANADA	1' 13" 59
3º	18	KRISTEN WHEATON	CANADA	1' 13" 59
2º	37	LIZ HOSFORD	INGLATERRA	1' 16" 36
2º	38	JULIET LEWIS	INGLATERRA	1' 16" 36

PADEL

CATEGORIAS

MASCULINO-30

1º Agustín Flores / Marcelo Silva	ARGENTINA
2º Carlos Criado / Alberto Torres Criado	SPAIN
3º Martín Casado / Eduardo Monti	ARGENTINA
3º Ariel Tomasini / Santiago Infante	ARGENTINA

MASCULINO 30-49

1º Rafael Reyes Cano / Antonio Jesús Martínez López	SPAIN
2º Javier Rodríguez Amor / José Luis Maury Fernández	SPAIN
3º Alberto Carmona / José Luis Franco	SPAIN
3º Javier Gracia / Emilio Domínguez	SPAIN

MIXTO ABSOLUTO

1º Matt Lynch / Flora King	GREAT BRITAIN
2º Chantal Veronique Baush / Marcus Malter	GERMANY
3º Kai Dambach / Michele Dabal	UNITED STATES
3º Graeme Gunn /Debbie Chudy	GREAT BRITAIN

MASCULINO +50

1º Javier Mainer Casado / Francisco José Navarro	SPAIN
2º Carlos Sánchez Montes / Juan Vicente Del Álamo	SPAIN
3º Ariel Mercado / Juan Carlos Spivak	ARGENTINA
3º Juan Andrés Soler / Antonio Martín	SPAIN

FEMENINA ABSOLUTA

1ª Camilla Jenal / Linda Petrovski	AUSTRALIA
2ª Shiva Sarhadi / Marzieh Yarkhalaji	IRAN

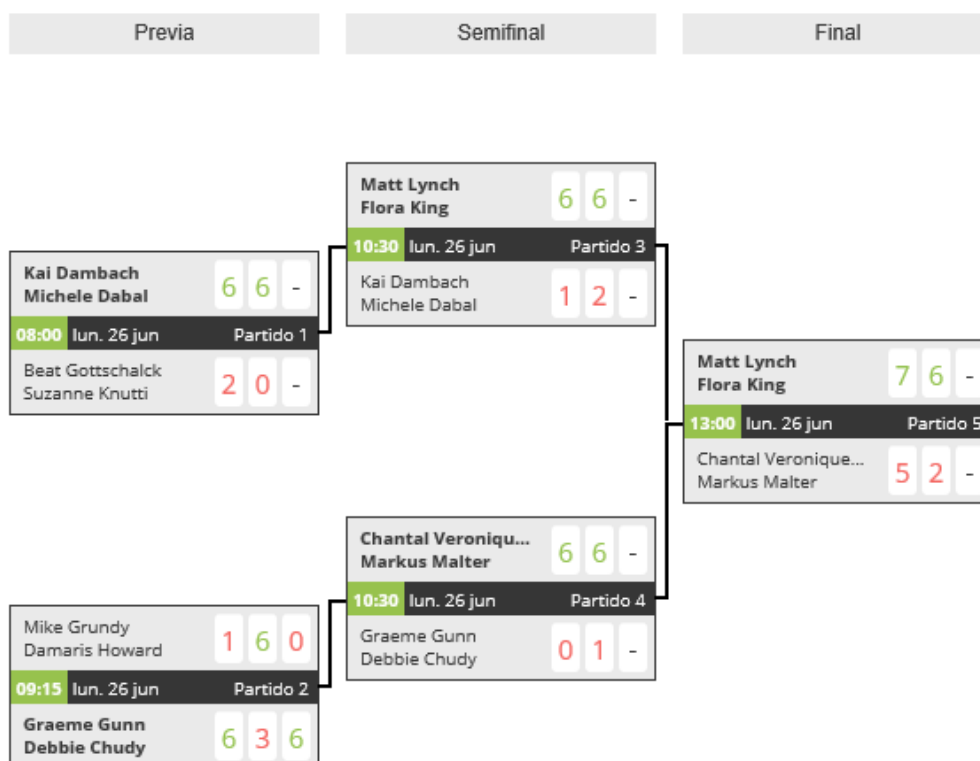
MASCULINO - 30 AGES

Previa	Semifinal	Final																																																												
<table border="1"> <tr> <td>Matt Lynch</td> <td>4</td> <td>3</td> <td>-</td> </tr> <tr> <td>Graeme Grunn</td> <td></td> <td></td> <td></td> </tr> <tr> <td>08:00 lun. 26 jun</td> <td colspan="3">Partido 1</td> </tr> <tr> <td>Carlos Criado</td> <td>6</td> <td>6</td> <td>-</td> </tr> <tr> <td>Alberto Torres Col...</td> <td></td> <td></td> <td></td> </tr> </table>	Matt Lynch	4	3	-	Graeme Grunn				08:00 lun. 26 jun	Partido 1			Carlos Criado	6	6	-	Alberto Torres Col...				<table border="1"> <tr> <td>Martín Casado</td> <td>3</td> <td>6</td> <td>5</td> </tr> <tr> <td>Eduardo Monti</td> <td></td> <td></td> <td></td> </tr> <tr> <td>10:30 lun. 26 jun</td> <td colspan="3">Partido 4</td> </tr> <tr> <td>Carlos Criado</td> <td>6</td> <td>2</td> <td>7</td> </tr> <tr> <td>Alberto Torres Col...</td> <td></td> <td></td> <td></td> </tr> </table>	Martín Casado	3	6	5	Eduardo Monti				10:30 lun. 26 jun	Partido 4			Carlos Criado	6	2	7	Alberto Torres Col...				<table border="1"> <tr> <td>Carlos Criado</td> <td>0</td> <td>2</td> <td>-</td> </tr> <tr> <td>Alberto Torres Coll...</td> <td></td> <td></td> <td></td> </tr> <tr> <td>11:45 lun. 26 jun</td> <td colspan="3">Partido 6</td> </tr> <tr> <td>Agustín Flores</td> <td>6</td> <td>6</td> <td>-</td> </tr> <tr> <td>Marcelo Silva</td> <td></td> <td></td> <td></td> </tr> </table>	Carlos Criado	0	2	-	Alberto Torres Coll...				11:45 lun. 26 jun	Partido 6			Agustín Flores	6	6	-	Marcelo Silva			
Matt Lynch	4	3	-																																																											
Graeme Grunn																																																														
08:00 lun. 26 jun	Partido 1																																																													
Carlos Criado	6	6	-																																																											
Alberto Torres Col...																																																														
Martín Casado	3	6	5																																																											
Eduardo Monti																																																														
10:30 lun. 26 jun	Partido 4																																																													
Carlos Criado	6	2	7																																																											
Alberto Torres Col...																																																														
Carlos Criado	0	2	-																																																											
Alberto Torres Coll...																																																														
11:45 lun. 26 jun	Partido 6																																																													
Agustín Flores	6	6	-																																																											
Marcelo Silva																																																														
<table border="1"> <tr> <td>Agustín Flores</td> <td>6</td> <td>6</td> <td>-</td> </tr> <tr> <td>Marcelo Silva</td> <td></td> <td></td> <td></td> </tr> <tr> <td>08:00 lun. 26 jun</td> <td colspan="3">Partido 3</td> </tr> <tr> <td>Thomas Steggink</td> <td>0</td> <td>0</td> <td>-</td> </tr> <tr> <td>Richard Advocaat</td> <td></td> <td></td> <td></td> </tr> </table>	Agustín Flores	6	6	-	Marcelo Silva				08:00 lun. 26 jun	Partido 3			Thomas Steggink	0	0	-	Richard Advocaat				<table border="1"> <tr> <td>Agustín Flores</td> <td>6</td> <td>6</td> <td>-</td> </tr> <tr> <td>Marcelo Silva</td> <td></td> <td></td> <td></td> </tr> <tr> <td>09:15 lun. 26 jun</td> <td colspan="3">Partido 5</td> </tr> <tr> <td>Ariel Tomasini</td> <td>0</td> <td>0</td> <td>-</td> </tr> <tr> <td>Santiago Infante</td> <td></td> <td></td> <td></td> </tr> </table>	Agustín Flores	6	6	-	Marcelo Silva				09:15 lun. 26 jun	Partido 5			Ariel Tomasini	0	0	-	Santiago Infante																								
Agustín Flores	6	6	-																																																											
Marcelo Silva																																																														
08:00 lun. 26 jun	Partido 3																																																													
Thomas Steggink	0	0	-																																																											
Richard Advocaat																																																														
Agustín Flores	6	6	-																																																											
Marcelo Silva																																																														
09:15 lun. 26 jun	Partido 5																																																													
Ariel Tomasini	0	0	-																																																											
Santiago Infante																																																														
<table border="1"> <tr> <td>Ariel Tomasini</td> <td>-</td> <td>-</td> <td>-</td> </tr> <tr> <td>Santiago Infante</td> <td></td> <td></td> <td></td> </tr> <tr> <td>08:00 lun. 26 jun</td> <td colspan="3">Partido 2</td> </tr> <tr> <td>José Luis Franco Fer...</td> <td colspan="3">W.O.</td> </tr> <tr> <td>Antoni Dominguez</td> <td></td> <td></td> <td></td> </tr> </table>	Ariel Tomasini	-	-	-	Santiago Infante				08:00 lun. 26 jun	Partido 2			José Luis Franco Fer...	W.O.			Antoni Dominguez																																													
Ariel Tomasini	-	-	-																																																											
Santiago Infante																																																														
08:00 lun. 26 jun	Partido 2																																																													
José Luis Franco Fer...	W.O.																																																													
Antoni Dominguez																																																														

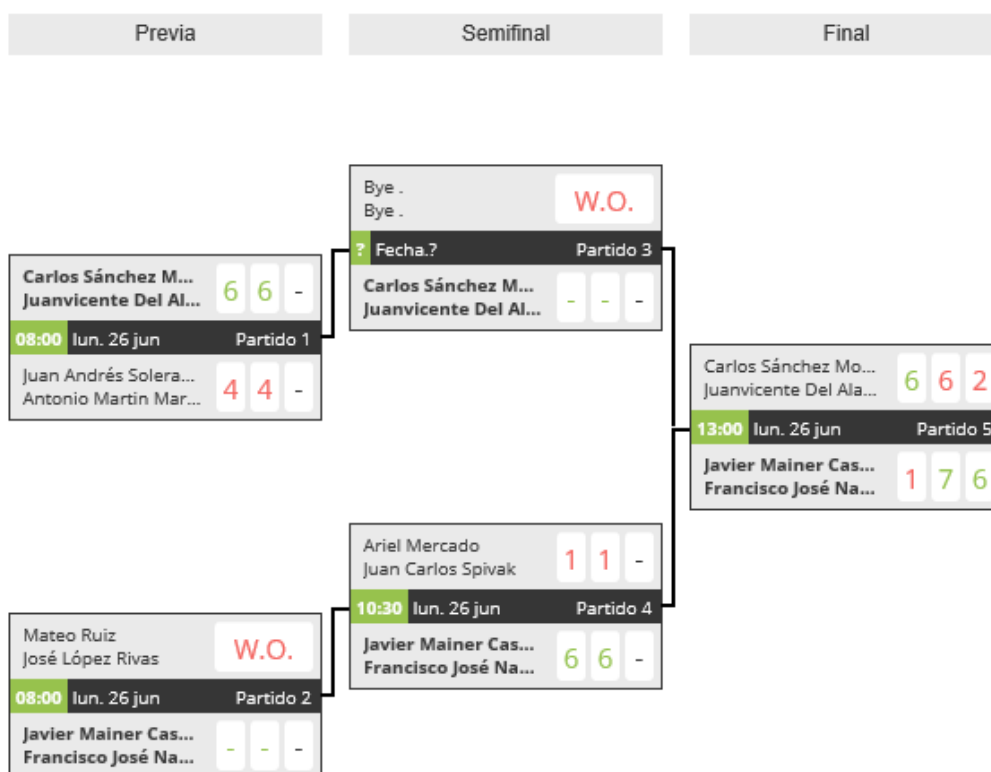
MASCULINO 30 - 39 AGES

Previa	Cuartos de final	Semifinal	Final																																																																																
<table border="1"> <tr> <td>Iván Bohorquez Fer...</td> <td>2</td> <td>0</td> <td>-</td> </tr> <tr> <td>Manuel Jiménez Ló...</td> <td></td> <td></td> <td></td> </tr> <tr> <td>08:00 lun. 26 jun</td> <td colspan="2">Partido 1</td> <td></td> </tr> <tr> <td>Rafael Reyes Cano</td> <td>6</td> <td>6</td> <td>-</td> </tr> <tr> <td>Antonio Jesús Mar...</td> <td></td> <td></td> <td></td> </tr> </table>	Iván Bohorquez Fer...	2	0	-	Manuel Jiménez Ló...				08:00 lun. 26 jun	Partido 1			Rafael Reyes Cano	6	6	-	Antonio Jesús Mar...				<table border="1"> <tr> <td>Ariel Baragiola</td> <td>2</td> <td>4</td> <td>-</td> </tr> <tr> <td>Hernán Sachero</td> <td></td> <td></td> <td></td> </tr> <tr> <td>10:30 lun. 26 jun</td> <td colspan="2">Partido 2</td> <td></td> </tr> <tr> <td>Rafael Reyes Cano</td> <td>6</td> <td>6</td> <td>-</td> </tr> <tr> <td>Antonio Jesús Mar...</td> <td></td> <td></td> <td></td> </tr> </table>	Ariel Baragiola	2	4	-	Hernán Sachero				10:30 lun. 26 jun	Partido 2			Rafael Reyes Cano	6	6	-	Antonio Jesús Mar...				<table border="1"> <tr> <td>Rafael Reyes Cano</td> <td>6</td> <td>6</td> <td>-</td> </tr> <tr> <td>Antonio Jesús Mar...</td> <td></td> <td></td> <td></td> </tr> <tr> <td>11:45 lun. 26 jun</td> <td colspan="2">Partido 6</td> <td></td> </tr> <tr> <td>Alberto Carmona</td> <td>0</td> <td>0</td> <td>-</td> </tr> <tr> <td>José Luis Franco</td> <td></td> <td></td> <td></td> </tr> </table>	Rafael Reyes Cano	6	6	-	Antonio Jesús Mar...				11:45 lun. 26 jun	Partido 6			Alberto Carmona	0	0	-	José Luis Franco				<table border="1"> <tr> <td>Rafael Reyes Cano</td> <td>6</td> <td>6</td> <td>-</td> </tr> <tr> <td>Antonio Jesús Mar...</td> <td></td> <td></td> <td></td> </tr> <tr> <td>13:00 lun. 26 jun</td> <td colspan="2">Partido 8</td> <td></td> </tr> <tr> <td>Javier Rodríguez A...</td> <td>4</td> <td>1</td> <td>-</td> </tr> <tr> <td>José Luis Maury Fer...</td> <td></td> <td></td> <td></td> </tr> </table>	Rafael Reyes Cano	6	6	-	Antonio Jesús Mar...				13:00 lun. 26 jun	Partido 8			Javier Rodríguez A...	4	1	-	José Luis Maury Fer...			
Iván Bohorquez Fer...	2	0	-																																																																																
Manuel Jiménez Ló...																																																																																			
08:00 lun. 26 jun	Partido 1																																																																																		
Rafael Reyes Cano	6	6	-																																																																																
Antonio Jesús Mar...																																																																																			
Ariel Baragiola	2	4	-																																																																																
Hernán Sachero																																																																																			
10:30 lun. 26 jun	Partido 2																																																																																		
Rafael Reyes Cano	6	6	-																																																																																
Antonio Jesús Mar...																																																																																			
Rafael Reyes Cano	6	6	-																																																																																
Antonio Jesús Mar...																																																																																			
11:45 lun. 26 jun	Partido 6																																																																																		
Alberto Carmona	0	0	-																																																																																
José Luis Franco																																																																																			
Rafael Reyes Cano	6	6	-																																																																																
Antonio Jesús Mar...																																																																																			
13:00 lun. 26 jun	Partido 8																																																																																		
Javier Rodríguez A...	4	1	-																																																																																
José Luis Maury Fer...																																																																																			
	<table border="1"> <tr> <td>Nick Whitehurst</td> <td>6</td> <td>2</td> <td>-</td> </tr> <tr> <td>Chris Cliffe</td> <td></td> <td></td> <td></td> </tr> <tr> <td>09:15 lun. 26 jun</td> <td colspan="2">Partido 3</td> <td></td> </tr> <tr> <td>Alberto Carmona</td> <td>7</td> <td>6</td> <td>-</td> </tr> <tr> <td>José Luis Franco</td> <td></td> <td></td> <td></td> </tr> </table>	Nick Whitehurst	6	2	-	Chris Cliffe				09:15 lun. 26 jun	Partido 3			Alberto Carmona	7	6	-	José Luis Franco																																																																	
Nick Whitehurst	6	2	-																																																																																
Chris Cliffe																																																																																			
09:15 lun. 26 jun	Partido 3																																																																																		
Alberto Carmona	7	6	-																																																																																
José Luis Franco																																																																																			
	<table border="1"> <tr> <td>Dominique Barraux</td> <td colspan="2">W.O.</td> <td></td> </tr> <tr> <td>Christophe Meunier</td> <td colspan="2"></td> <td></td> </tr> <tr> <td>08:00 lun. 26 jun</td> <td colspan="2">Partido 4</td> <td></td> </tr> <tr> <td>Javier Gracia Labo...</td> <td>-</td> <td>-</td> <td>-</td> </tr> <tr> <td>Emilio Dominguez...</td> <td></td> <td></td> <td></td> </tr> </table>	Dominique Barraux	W.O.			Christophe Meunier				08:00 lun. 26 jun	Partido 4			Javier Gracia Labo...	-	-	-	Emilio Dominguez...				<table border="1"> <tr> <td>Javier Gracia Laborda</td> <td>6</td> <td>1</td> <td>-</td> </tr> <tr> <td>Emilio Dominguez...</td> <td></td> <td></td> <td></td> </tr> <tr> <td>09:15 lun. 26 jun</td> <td colspan="2">Partido 7</td> <td></td> </tr> <tr> <td>Javier Rodríguez A...</td> <td>7</td> <td>6</td> <td>-</td> </tr> <tr> <td>José Luis Maury F...</td> <td></td> <td></td> <td></td> </tr> </table>	Javier Gracia Laborda	6	1	-	Emilio Dominguez...				09:15 lun. 26 jun	Partido 7			Javier Rodríguez A...	7	6	-	José Luis Maury F...																																												
Dominique Barraux	W.O.																																																																																		
Christophe Meunier																																																																																			
08:00 lun. 26 jun	Partido 4																																																																																		
Javier Gracia Labo...	-	-	-																																																																																
Emilio Dominguez...																																																																																			
Javier Gracia Laborda	6	1	-																																																																																
Emilio Dominguez...																																																																																			
09:15 lun. 26 jun	Partido 7																																																																																		
Javier Rodríguez A...	7	6	-																																																																																
José Luis Maury F...																																																																																			
	<table border="1"> <tr> <td>Loyd Ferry</td> <td colspan="2">W.O.</td> <td></td> </tr> <tr> <td>Stephan Van Den B...</td> <td colspan="2"></td> <td></td> </tr> <tr> <td>08:00 lun. 26 jun</td> <td colspan="2">Partido 5</td> <td></td> </tr> <tr> <td>Javier Rodríguez A...</td> <td>-</td> <td>-</td> <td>-</td> </tr> <tr> <td>José Luis Maury F...</td> <td></td> <td></td> <td></td> </tr> </table>	Loyd Ferry	W.O.			Stephan Van Den B...				08:00 lun. 26 jun	Partido 5			Javier Rodríguez A...	-	-	-	José Luis Maury F...																																																																	
Loyd Ferry	W.O.																																																																																		
Stephan Van Den B...																																																																																			
08:00 lun. 26 jun	Partido 5																																																																																		
Javier Rodríguez A...	-	-	-																																																																																
José Luis Maury F...																																																																																			

MIXTO ABSOLUTO



MASCULINO + 50 AGES



FEMENINO ABSOLUTA

Final			
Shiva Sarhadi	0	0	-
Marzieh Yarkhalaji	0	0	-
11:45	lun. 26 jun	Partido 1	
Camilla Jenal	6	6	-
Linda Petrovskil	6	6	-

PETANCA INDIVIDUAL

CATEGORIAS

MASCULINO 18 - 29 AGES

1º Kittiwit Chailes	THAILAND
2º Tomi Syväjärvi	FINLAND
3º Samuel John Clarke	GREAT BRITAIN AND NORTHERN IRELAND
3º Mark Goh Sen Liang	SINGAPORE

MASCULINO 30 - 39 AGES

1º Parkpoom Thaworn	THAILAND
2º Pierrick Beghin	FRANCE
3º Alireza Roohparvarzadeh	IRAN, ISLAMIC REPUBLIC OF
3º Lenny M. Ryan	IRELAND

MASCULINO 40 - 49 AGES

1º Juckrapob Thamsen	THAILAND
2º Pravech Vuttisarn	THAILAND
3º Siam Suckchan	THAILAND
3º Nirandr Ouisua	THAILAND

MASCULINO 50 - 59 AGES

1º Surapón Thungsab	THAILAND
2º Francisco Manuel López Díaz	SPAIN
3º Thongyoo Ngoensuk	THAILAND
3º Zsolt Krucsó	HUNGARY

MASCULINO 60 - 69 AGES

1º Moncef Bazine	TUNISIA
2º Alain Fossard	FRANCE
3º Zhilong Li	CHINA
3º Alberto Cordero	SPAIN

MASCULINO > 70 AGES

1º Charlie Ryan	IRELAND
2º Glen Brashear	UNITED STATES
3º Brian Leonard Lombard	SOUTH AFRICA
3º Steven H. Lyons	UNITED STATES

PETANCA INDIVIDUAL

CATEGORIAS

FEMENINO 18 – 29 AGES

1º Nadége Le Men	FRANCE
2º Jasmin Williams	UNITED STATES
3º Chidapa Srichamnong	THAILAND
3º Sarah Tan	SINGAPORE

FEMENINO 30 – 39 AGES

1º Nareerat Thongsanthiath	THAILAND
2º Reshma Reshma Rana	GREAT BRITAIN AND NOTHERN IRELAND
3º Aurene Pinijwaraporn	THAILAND
3º Stéphanie Keustermans	BELGIUM

FEMENINO 40 – 49 AGES

1º Thapanee Sophon	THAILAND
2º Jutharat Luengchntawong	THAILAND
3º Paranee Sartrprasert	THAILAND
3º Sawalee Khunawatbundith	THAILAND

FEMENINO 50 – 59 AGES

1º Ilonka Szákelyne Burja	HUNGARY
2º Christel Amiche	FRANCE
3º Namthip Sriruang	THAILAND
3º Marie O'Connor	IRELAND

FEMENINO 60 – 69 AGES

1º Glenda Rayment	AUSTRALIA
2º Margaret Martin	AUSTRALIA
3º Cathy Stieber	FRANCE
3º Erika Kokol	AUSTRIA

FEMENINO > 70 AGES

1º Ruth Galler	ISRAEL
2º Punyanuch Chaisuphala	THAILAND
3º Heather Jean Edgell	AUSTRALIA
3º Marion Phyllis Oldfield	SOUTH AFRICA

PETANCA

CATEGORIAS

MASCULINO MENOS 30 AGES

GOLD MEDAL

THAILAND

KITTIWIT CHARLES / PARKPOOM THAWORN

SILVER MEDAL

SOUTH AFRICA

VELIBE DUBE / NILENINDRAN GOVENDER

BRONZE MEDAL

USA

KAI DAMBACH / JOSEPH DI SANTO

MASCULINO 31 - 49 AGES

GOLD MEDAL

THAILAND

SIAM SUCKHAN / JUCKRAPOB THAMSEN

SILVER MEDAL

THAILAND

THAWE CHAMPHUTTHA / YUPHIN

BRONZE MEDAL

THAILAND

NATPASAN METKARUCHIT / NIVANDR OISUA

BRONZE MEDAL

THAILAND

ANAN SUVANSIN / KAJHONSAK SAISUNG

MASCULINO + 50 AGES

GOLD MEDAL

SPAIN

PACO LÓPEZ / ANTONIO GUTIÉRREZ

SILVER MEDAL

AUSTRALIA

JOHN DAWSON / JOHN PURDY

BRONZE MEDAL
HUNGARY
LASZLO KATONA / ZSOLT KRUZCSO

BRONZE MEDAL
CHINA
SONGLIN XI / ZHILONG LI

FEMENINO MENOS 30 AGES

GOLD MEDAL
IRAN
MASOUMEH REZAEI / FATEMEH RAMEZANIZADEH

SILVER MEDAL
IRAN
ELHAM MOHAMMADI / TAHEREH MANDAVIPOUR

BRONZE MEDAL
THAILAND
CHIPATA SRICHAMNONG / PARANEE SARTTRAPRASERT

BRONZE MEDAL
FRANCE
CAROLINE GODOT / NADEGE LEMEN

FEMENINO 31-49 AGES

GOLD MEDAL
THAILAND
JUTHARAT LUENGCHANTAWON / SUPRATHONGPON

SILVER MEDAL
SOUTH AFRICA
ROBYN EMSLIE / MARION OLDFIELD

BRONZE MEDAL
THAILAND
NAREERAT THONGSANTHIAH / SIRIAT KONGSUWAN

BRONZE MEDAL
FRANCE
KARINE CELHAY / BEATRICE BARE

FEMENINO MORE 50 AGES

GOLD MEDAL

THAILAND

JIRAPORN YOONUICH / PUNYANUCH CHAISU PHALAP

SILVER MEDAL

AUSTRALIA

SANDRA DE LANGE / GLENDA RAYMENT

BRONZE MEDAL

AUSTRALIA

MARGARET MARTÍN / ESTHER SCOTT

BRONZE MEDAL

GREAT BRITAIN

ELIZABETH HOSFORD / JULIET LEWIS

XXI WORLD TRANSPLANT GAMES MALAGA 2017 - ROAD RACE -

Pos.Cat.	P.Gen.	Bib	Tiempo	M./Km	Athlete	Team
1	175	636	00:40:54	8:10	BOUCHAMA, RAYAN	France

XXI WORLD TRANSPLANT GAMES MALAGA 2017 - ROAD RACE -

GROUP 18-29 M

Pos.Cat.	P.Gen.	Bib	Tiempo	M./Km	Athlete	Team
1	1	2178	00:16:16	3:15	PARNELL SUMMER, MONTAGUE	Australia
2	3	572	00:17:01	3:24	SALKELD, MATTHEW	GBNI
3	6	1340	00:17:15	3:27	NIEMELÄ, MARKUS	Finland
4	13	1773	00:17:37	3:31	SANZ DIAZ, LUIS FRANCISCO	Spain
5	22	1720	00:18:33	3:42	HUMEAU, ALEXANDRE	France
6	23	523	00:18:37	3:43	KRÓLEWICZ, DAMIAN	Poland
7	35	1384	00:19:44	3:56	ANGEL, JESÚS ANGEL	Spain
8	40	1689	00:20:09	4:01	MOTSCH, THOMAS	France
9	50	519	00:20:41	4:08	ZYCHOWICZ, ARTUR	Poland
10	52	21	00:20:50	4:10	LONSDALE, JAIME	Ireland
11	57	18	00:21:17	4:15	WITT, SOREN	Germany
12	65	1588	00:21:49	4:21	CLASS, GAVIN	United States
13	85	16	00:24:08	4:49	KRISTENSEN, ALEKSANDER	Norway
14	87	1478	00:24:28	4:53	WADE AIREY, TYLER	Australia
15	97	1766	00:25:20	5:04	DISANTO, JOSEPH	United States

XXI WORLD TRANSPLANT GAMES MALAGA 2017 - ROAD RACE -

GROUP 18-29 F

Pos.Cat.	P.Gen.	Bib	Tiempo	M./Km	Athlete	Team
1	45	17	00:20:34	4:06	, BERA WIERHAKE	Germany
2	58	2497	00:21:25	4:17	PANICERES, TERESA	Argentina
3	98	526	00:25:22	5:04	GIBSON, ELLA	GBNI
4	109	2154	00:27:00	5:24	AGUIRRE GALAN, ERIKA	Mexico
5	123	902	00:28:16	5:39	ATKINSON, JOELLE	United States
6	132	14	00:29:24	5:52	DAFFLON, EMILIE	Switzerland
7	150	261	00:32:37	6:31	DI GREGORIO, MADELEINE	Canada
8	178	2351	00:42:26	8:29	CONSTANCE COLLINS, CONSTANCE	United States
9	179	2230	00:42:27	8:29	SOSA, CYNTHIA	United States

XXI WORLD TRANSPLANT GAMES MALAGA 2017 - ROAD RACE -

GROUP 30-39 M

Pos.Cat.	P.Gen.	Bib	Tiempo	M./Km	Athlete	Team
1	4	431	00:17:02	3:24	CAIRNDUFF, PHILIP	GBNI
2	7	1467	00:17:26	3:29	BERNADAS, SÉBASTIEN	France
3	11	1346	00:17:31	3:30	NORMAN PARSONS, ANTHONY	Canada
4	14	1873	00:17:58	3:35	DARIO PENILLA, GERMAN	Colombia
5	15	1877	00:17:59	3:35	GARCIA, PABLO IGNACIO	Colombia
6	29	1371	00:18:59	3:47	OLIVEIRA, PEDRO	Portugal
7	30	38	00:19:22	3:52	KIERAN, STEPHEN	Ireland
8	37	1651	00:19:50	3:58	PONSOT, CHRISTOPHE	France
9	38	1568	00:19:56	3:59	RASOULI, MOHAMMAD	Iran, Islamic Republic of
10	42	1847	00:20:19	4:03	NAVARRO, JORGE ALBERTO	Colombia
11	43	1387	00:20:24	4:04	LAGUNA TORO, DAVID	Spain
12	60	1975	00:21:40	4:20	TIM, TIM	Netherlands
13	63	2050	00:21:47	4:21	ZAMORA, FRANCISCO	Spain
14	89	406	00:24:48	4:57	REVILLA SANZ, BORJA	Spain
15	92	355	00:24:53	4:58	CERNAS, EDGAR	Mexico
16	115	1116	00:27:26	5:29	RIVERA, ALEJANDRO	Spain
17	156	1884	00:34:41	6:56	KREUTZER, FABIAN	Germany

XXI WORLD TRANSPLANT GAMES MALAGA 2017 - ROAD RACE -

GROUP 30-39 F

Pos.Cat.	P.Gen.	Bib	Tiempo	M./Km	Athlete	Team
1	28	367	00:18:57	3:47	JANE FEHR, MELISSA	GBNI
2	77	1250	00:23:31	4:42	ELINOR MEDCROFT, RUTH	GBNI
3	91	20	00:24:49	4:57	ROSHAN CHERAGH, ELHAM	Iran, Islamic Republic of
4	112	1211	00:27:13	5:26	MICZYNSKA, AGNIESZKA	Poland
5	120	419	00:27:50	5:34	BEST, JILLIAN	Canada
6	128	67	00:29:11	5:50	DESCHENEUX, AUDRÉE	Canada
7	147	152	00:32:02	6:24	HALBISH, SUZANNE	Australia
8	148	649	00:32:03	6:24	PHILLIPS, KATE	Australia
9	151	1744	00:33:20	6:40	FONSECA, PATRICIA	Brazil
10	163	1233	00:35:26	7:05	T, ELIZABETH	United States
11	167	416	00:35:46	7:09	LEE WHEATON, KRISTEN	Canada
12	176	644	00:41:43	8:20	HUUSKES, BROOKE	Australia
13	184	777	00:49:13	9:50	HIGAN, ORLA	Ireland

XXI WORLD TRANSPLANT GAMES MALAGA 2017 - ROAD RACE -

GROUP 40-49 M

Pos.Cat.	P.Gen.	Bib	Tiempo	M./Km	Athlete	Team
1	2	1296	00:16:27	3:17	JOHN, ALEXANDER	GBNI
2	9	1491	00:17:29	3:29	HELMS, MICHAEL	Germany
3	10	862	00:17:29	3:29	ONTOSO PICON, ANTONIO	Spain
4	12	1792	00:17:37	3:31	VENYERCSÁN, LÁSZLÓ	Hungary
5	16	1446	00:18:00	3:36	CORDOBA ALVAREZ, FCO JAVIER	Spain
6	18	2210	00:18:04	3:36	SPRINK, ELMAR	Germany
7	21	241	00:18:25	3:41	LEON GRANDE, RAFAEL	Spain
8	25	557	00:18:46	3:45	HOWARD, DAVID	Australia
9	27	180	00:18:55	3:47	RAMIRO CARMONA, FERNANDO	Mexico
10	31	2224	00:19:23	3:52	VILLORA FERNANDEZ, CARLOS	Spain
11	34	1727	00:19:37	3:55	DESORMEAUX, LAURENT	France
12	36	1790	00:19:46	3:57	ZILAJ, CSABA	Hungary
13	41	402	00:20:14	4:02	PHIPPS, GLENN	Australia
14	44	194	00:20:31	4:06	JAMES ROLLINS, BRYAN	Australia
15	47	1789	00:20:39	4:07	LÁSZLÓ GELENCSE, RÓBERT	Hungary
16	53	1479	00:21:03	4:12	SELVA, STEFANO	Italy
17	61	175	00:21:40	4:20	RIOS, RODRIGO	Mexico
18	62	2300	00:21:47	4:21	LAURENT, LUC	Belgium
19	67	1734	00:22:11	4:26	GABORIT, CHRISTOPHE	France
20	73	2350	00:22:52	4:34	RIZZI, GABRIELE	Italy
21	76	1783	00:23:16	4:39	DÍAZ, ÓSCAR	Spain
22	78	83	00:23:31	4:42	BROOKS, ZACHARY	United States
23	79	13	00:23:34	4:42	ARNET, ROGER ANTON	Switzerland
24	81	1733	00:23:56	4:47	DEVORET, STEPHANE	France
25	96	709	00:25:19	5:03	VAN, KRIS	Belgium
26	101	1900	00:25:35	5:07	ROLANDO, ROLANDO	Chile
27	103	1285	00:26:26	5:17	KAI, KAI	Germany
28	104	74	00:26:26	5:17	SCHOLLMAYER, EBERHARD	Germany
29	119	514	00:27:43	5:32	HICKMAN, JONATHAN	Canada
30	125	1898	00:28:35	5:43	DINAEL, DINAEL	Brazil
31	144	1242	00:31:27	6:17	PINNER, SCOTT	United States
32	165	545	00:35:31	7:06	LEFU MATSOSO, DANIEL	South Africa

XXI WORLD TRANSPLANT GAMES MALAGA 2017 - ROAD RACE -

GROUP 40-49 F

Pos.Cat.	P.Gen.	Bib	Tiempo	M./Km	Athlete	Team
1	68	1914	00:22:18	4:27	MARGARET MCANDREW, KATRINA	Canada
2	83	1406	00:24:06	4:49	MCGOWAN, SINEAD	Ireland
3	93	78	00:25:01	5:00	BENNETT, SUSAN	GBNI
4	94	512	00:25:01	5:00	TIRRONEN, ANNE	Finland
5	99	2381	00:25:22	5:04	ENG, BEE	Singapore
6	133	527	00:29:38	5:55	GREGAN, SHEILA	Ireland
7	134	1695	00:29:40	5:56	CELHAY, KARINE	France
8	139	555	00:30:56	6:11	STENZEL BYRNES, ISABEL YURIKO	United States
9	152	397	00:33:44	6:44	KATHERINE BRADY, DEANNA	Canada
10	155	1195	00:34:00	6:48	GIN, SOPHIA	Canada

XXI WORLD TRANSPLANT GAMES MALAGA 2017 - ROAD RACE -

GROUP 50-59 M

Pos.Cat.	P.Gen.	Bib	Tiempo	M./Km	Athlete	Team
1	5	1131	00:17:13	3:26	LACÓN EXPOSITO, JOAQUÍN	Spain
2	8	2500	00:17:28	3:29	PABLO, JUAN	Argentina
3	19	1345	00:18:12	3:38	LOUIS PERKIN, SIMON	GBNI
4	20	2478	00:18:12	3:38	ESCUDERO, GUSTAVO	Argentina
5	24	796	00:18:45	3:45	PETER WRIGHT, DONOVAN	South Africa
6	26	191	00:18:46	3:45	MOULD, JOHN	GBNI
7	33	892	00:19:37	3:55	NURLU, NEHAR	Germany
8	39	615	00:20:01	4:00	GIORGI, ARDUINO	Italy
9	46	1128	00:20:35	4:07	PASCUAL, ENRIQUE	Spain
10	48	1925	00:20:40	4:08	SANTESSON, LARS	Sweden
11	49	12	00:20:41	4:08	KREBS, ANDREAS	Switzerland
12	54	196	00:21:03	4:12	AGUIRRE ERDOIZA, JAVIER	Spain
13	56	945	00:21:06	4:13	ANTHONY GARTLAND, PATRICK	Ireland
14	59	679	00:21:26	4:17	BLONSKI, ZBIGNIEW	Poland
15	64	15	00:21:47	4:21	BUCHWALDER, NICOLAS	Switzerland
16	69	859	00:22:22	4:28	LEFEVERE, MARIO	Netherlands
17	75	1481	00:22:59	4:35	MICHEL BORNE, JEAN	France
18	82	669	00:23:59	4:47	CHALERMSAWADWONG, KREANGSAK	Thailand
19	84	1209	00:24:07	4:49	SZALWINSKI, TOMASZ	Poland
20	86	1303	00:24:21	4:52	TAUBMANN, SVEN	Germany
21	88	1230	00:24:42	4:56	ARNO, ARNO	Netherlands
22	105	223	00:26:31	5:18	GONZÁLEZ, JAVIER	Spain
23	106	1944	00:26:32	5:18	IGLESIAS SOUTO, CARLOS	Spain
24	118	585	00:27:37	5:31	WESTERDAAL, RICHARD	Netherlands
25	129	1927	00:29:12	5:50	TOLBOOM, HENNY	Netherlands
26	140	1442	00:30:59	6:11	BAUDRY, PAUL	France
27	141	1887	00:31:02	6:12	MULLER, CRISTIAN	Chile
28	145	1122	00:31:34	6:18	DAVID MCLEOD, STUART	Australia
29	146	108	00:31:59	6:23	WOOD, BRADLEY	Canada

XXI WORLD TRANSPLANT GAMES MALAGA 2017 - ROAD RACE -

GROUP 50-59 F

Pos.Cat.	P.Gen.	Bib	Tiempo	M./Km	Athlete	Team
1	51	2273	00:20:46	4:09	REGA MOSCOSO, MARIA JOSE	Spain
2	90	272	00:24:49	4:57	CLARE DEVINE, MARIE	GBNI
3	100	2506	00:25:31	5:06	MENDIBURO, ELVIRA	Argentina
4	107	1858	00:26:52	5:22	PILGER, MONIKA	Germany
5	114	1454	00:27:24	5:28	WEIDT, MONIKA	Germany
6	121	2049	00:28:09	5:37	MORTON, JILL	United States
7	122	692	00:28:13	5:38	BURRI, SUSANNA	South Africa
8	127	248	00:28:38	5:43	CASTELLANI, LILIANA	Italy
9	131	1890	00:29:17	5:51	RAMIREZ GONZALEZ, CRISTINA	Chile
10	149	438	00:32:21	6:28	MARY BENSON, MARGARET	Canada
11	154	591	00:33:56	6:47	VAN LEUSDEN, MONIQUE	Netherlands
12	161	417	00:34:57	6:59	REIFER, TRACY	United States
13	162	1360	00:34:57	6:59	EPKING, ANDREA	Germany
14	170	10	00:37:08	7:25	SCHICK, ELIZABETH	Switzerland
15	172	1119	00:37:31	7:30	PELLETIER, LYNE	Canada
16	180	244	00:45:55	9:11	MARIE DICOSTA, DONNA	United States

XXI WORLD TRANSPLANT GAMES MALAGA 2017 - ROAD RACE -

GROUP 60-69 M

Pos.Cat.	P.Gen.	Bib	Tiempo	M./Km	Athlete	Team
1	32	285	00:19:26	3:53	LEWIS, ANDREW	GBNI
2	72	2263	00:22:47	4:33	FADDA, GIOVANNI	Italy
3	74	1690	00:22:54	4:34	CHABBOUH, NEJIB	Tunisia
4	102	626	00:25:54	5:10	DE, ROB	Netherlands
5	113	1353	00:27:21	5:28	H JUNGENTRY, HOWARD	United States
6	130	484	00:29:17	5:51	GRANADOS-CABEZAS, VICENTE	Spain
7	138	1700	00:30:46	6:09	LESTAGE, PATRICK	France
8	166	530	00:35:42	7:08	ROSENBAUM, GARY	United States
9	168	763	00:35:54	7:10	RETALLACK, RICHARD	United States
10	173	153	00:37:44	7:32	HILTON OWENS, ROSS	United States
11	183	2446	00:46:26	9:17	CHIARELLO, CHRIS	United States



XXI WORLD TRANSPLANT GAMES MALAGA 2017 - ROAD RACE -

GROUP 60-69 F

Pos.Cat.	P.Gen.	Bib	Tiempo	M./Km	Athlete	Team
1	126	63	00:28:36	5:43	MARGARET LAWSON, SUSAN	Canada
2	159	440	00:34:47	6:57	ELIZABETH TILEY, SANDIE	GBNI
3	169	1178	00:36:28	7:17	SUN, KOLIE	United States
4	171	231	00:37:19	7:27	LUDWIG, JUTTA	Austria
5	174	2149	00:40:51	8:10	RUDOLPH, SUE	United States
6	177	915	00:42:25	8:29	RUTH, KAREN	United States



JUNTA DE ANDALUCIA



Ayuntamiento de Málaga
#malagafunciona



diputación de Málaga



World
Transplant
Games
Federation

RESULTADOS OFRECIDOS POR LA FEDERACION ANDALUZA DE ATLETISMO



XXI WORLD TRANSPLANT GAMES MALAGA 2017 - ROAD RACE -

GROUP 70+ M

Pos.Cat.	P.Gen.	Bib	Tiempo	M./Km	Athlete	Team
1	95	967	00:25:07	5:01	JOHN SCOTT, ANTHONY	GBNI
2	135	1377	00:29:57	5:59	JENKIN, THOMAS	United States
3	157	243	00:34:43	6:56	ROZELLE, DAVID	United States
4	164	2131	00:35:29	7:05	BRIEN, JIM	United States
5	181	84	00:46:21	9:16	GIBBONS, MICHAEL	GBNI



Ayuntamiento de Málaga
#malagafunciona



RESULTADOS OFRECIDOS POR LA FEDERACION ANDALUZA DE ATLETISMO



XXI WORLD TRANSPLANT GAMES MALAGA 2017 - ROAD RACE -

GROUP 70+ F

Pos.Cat.	P.Gen.	Bib	Tiempo	M./Km	Athlete	Team
1	137	23	00:30:10	6:02	BELL, JOAN	GBNI
2	158	11	00:34:45	6:57	LUCAS GISELE, CEPPI	Switzerland
3	185	25	00:50:10	10:02	BRECKINRIDGE, BARBARA	United States



RESULTADOS OFRECIDOS POR LA FEDERACION ANDALUZA DE ATLETISMO



XXI WORLD TRANSPLANT GAMES MALAGA 2017 - ROAD RACE -

DONOR M

Pos.Cat.	P.Gen.	Bib	Tiempo	M./Km	Athlete	Team
1	17	2143	00:18:02	3:36	NICHOLLS, SIMON	GBNI
2	55	930	00:21:04	4:12	WILLIAM, PHILLIP	GBNI
3	80	361	00:23:44	4:44	LAWSON, DAVID	
4	117	1124	00:27:27	5:29	FUNK, UWE	Germany
5	136	371	00:30:06	6:01	LAFLAME, FRANCE	



RESULTADOS OFRECIDOS POR LA FEDERACION ANDALUZA DE ATLETISMO

XXI WORLD TRANSPLANT GAMES MALAGA 2017 - ROAD RACE -

DONOR F

Pos.Cat.	P.Gen.	Bib	Tiempo	M./Km	Athlete	Team
1	66	676	00:21:54	4:22	SMITH, ADRIENNE	New Zealand
2	70	1693	00:22:31	4:30	CARTRON, CHAKÉ	France
3	71	1344	00:22:36	4:31	AUDREY CHILDS, GILLIAN	GBNI
4	108	297	00:26:52	5:22	BRIMBLE, SU	GBNI
5	110	19	00:27:02	5:24	RUEDA RODRIGUEZ, ANA	Spain
6	111	767	00:27:08	5:25	KAMNAUNG, VASINEE	Thailand
7	116	1125	00:27:26	5:29	FUNK, SUSANNE	Germany
8	124	290	00:28:32	5:42	DAMBACH, KAY	United States
9	142	2208	00:31:03	6:12	CĂSAR, ASTRID	Germany
10	143	58	00:31:11	6:14	LAUREN MUTNICK, CARI	United States
11	153	1383	00:33:50	6:46	JENKIN, JOAN	United States
12	160	2166	00:34:56	6:59	CHARBONNEAU, SYLVIE	Canada
13	182	88	00:46:26	9:17	HARRIS, REENIE	United States

PARTICIPANTES QUE HAN TERMINADO LA CARRERA

1 — **GBNI**

posicion	Dorsal	Tiempo	M./Km	Nombre	Categoría
2	1296	00:16:27	3:17	JOHN, ALEXANDER	GROUP 40-49 M
3	572	00:17:01	3:24	SALKELD, MATTHEW	GROUP 18-29 M
4	431	00:17:02	3:24	CAIRNDUFF, PHILIP	GROUP 30-39 M
		Mejor tiempo	00:16:27	Peor tiempo	00:17:02

2 — **Spain**

posicion	Dorsal	Tiempo	M./Km	Nombre	Categoría
5	1131	00:17:13	3:26	LACÓN EXPOSITO, JOAQUÍN	GROUP 50-59 M
10	862	00:17:29	3:29	ONTOSO PICON, ANTONIO	GROUP 40-49 M
13	1773	00:17:37	3:31	SANZ DIAZ, LUIS FRANCISCO	GROUP 18-29 M
		Mejor tiempo	00:17:13	Peor tiempo	00:17:37

3 — **Germany**

posicion	Dorsal	Tiempo	M./Km	Nombre	Categoría
9	1491	00:17:29	3:29	HELMS, MICHAEL	GROUP 40-49 M
18	2210	00:18:04	3:36	SPRINK, ELMAR	GROUP 40-49 M
33	892	00:19:37	3:55	NURLU, NEHAR	GROUP 50-59 M
		Mejor tiempo	00:17:29	Peor tiempo	00:19:37

4 — **Australia**

posicion	Dorsal	Tiempo	M./Km	Nombre	Categoría
1	2178	00:16:16	3:15	PARNELL SUMMER, MONTAGUE	GROUP 18-29 M
25	557	00:18:46	3:45	HOWARD, DAVID	GROUP 40-49 M
41	402	00:20:14	4:02	PHIPPS, GLENN	GROUP 40-49 M
		Mejor tiempo	00:16:16	Peor tiempo	00:20:14

5 — **France**

posicion	Dorsal	Tiempo	M./Km	Nombre	Categoría
----------	--------	--------	-------	--------	-----------

5 — France

posicion	Dorsal	Tiempo	M./Km	Nombre	Categoría
7	1467	00:17:26	3:29	BERNADAS, SÉBASTIEN	GROUP 30-39 M
22	1720	00:18:33	3:42	HUMEAU, ALEXANDRE	GROUP 18-29 M
34	1727	00:19:37	3:55	DESORMEAUX, LAURENT	GROUP 40-49 M
		Mejor tiempo	00:17:26	Peor tiempo	00:19:37

6 — Colombia

posicion	Dorsal	Tiempo	M./Km	Nombre	Categoría
14	1873	00:17:58	3:35	DARIO PENILLA, GERMAN	GROUP 30-39 M
15	1877	00:17:59	3:35	GARCIA, PABLO IGNACIO	GROUP 30-39 M
42	1847	00:20:19	4:03	NAVARRO, JORGE ALBERTO	GROUP 30-39 M
		Mejor tiempo	00:17:58	Peor tiempo	00:20:19

7 — Argentina

posicion	Dorsal	Tiempo	M./Km	Nombre	Categoría
8	2500	00:17:28	3:29	PABLO, JUAN	GROUP 50-59 M
20	2478	00:18:12	3:38	ESCUDERO, GUSTAVO	GROUP 50-59 M
58	2497	00:21:25	4:17	PANICERES, TERESA	GROUP 18-29 F
		Mejor tiempo	00:17:28	Peor tiempo	00:21:25

8 — Hungary

posicion	Dorsal	Tiempo	M./Km	Nombre	Categoría
12	1792	00:17:37	3:31	VENYERCSÁN, LÁSZLÓ	GROUP 40-49 M
36	1790	00:19:46	3:57	ZILAJ, CSABA	GROUP 40-49 M
47	1789	00:20:39	4:07	LÁSZLÓ GELENCSE, RÓBERT	GROUP 40-49 M
		Mejor tiempo	00:17:37	Peor tiempo	00:20:39

9 — Poland

posicion	Dorsal	Tiempo	M./Km	Nombre	Categoría
----------	--------	--------	-------	--------	-----------

9 Poland

posicion	Dorsal	Tiempo	M./Km	Nombre	Categoría
23	523	00:18:37	3:43	KRÓLEWICZ, DAMIAN	GROUP 18-29 M
50	519	00:20:41	4:08	ZYCHOWICZ, ARTUR	GROUP 18-29 M
59	679	00:21:26	4:17	BLONSKI, ZBIGNIEW	GROUP 50-59 M
		Mejor tiempo	00:18:37	Peor tiempo	00:21:26

10 Italy

posicion	Dorsal	Tiempo	M./Km	Nombre	Categoría
39	615	00:20:01	4:00	GIORGI, ARDUINO	GROUP 50-59 M
53	1479	00:21:03	4:12	SELVA, STEFANO	GROUP 40-49 M
72	2263	00:22:47	4:33	FADDA, GIOVANNI	GROUP 60-69 M
		Mejor tiempo	00:20:01	Peor tiempo	00:22:47

11 Ireland

posicion	Dorsal	Tiempo	M./Km	Nombre	Categoría
30	38	00:19:22	3:52	KIERAN, STEPHEN	GROUP 30-39 M
56	945	00:21:06	4:13	ANTHONY GARTLAND, PATRICK	GROUP 50-59 M
83	1406	00:24:06	4:49	MCGOWAN, SINEAD	GROUP 40-49 F
		Mejor tiempo	00:19:22	Peor tiempo	00:24:06

12 Mexico

posicion	Dorsal	Tiempo	M./Km	Nombre	Categoría
27	180	00:18:55	3:47	RAMIRO CARMONA, FERNANDO	GROUP 40-49 M
61	175	00:21:40	4:20	RIOS, RODRIGO	GROUP 40-49 M
92	355	00:24:53	4:58	CERNAS, EDGAR	GROUP 30-39 M
		Mejor tiempo	00:18:55	Peor tiempo	00:24:53

13 Switzerland

posicion	Dorsal	Tiempo	M./Km	Nombre	Categoría
----------	--------	--------	-------	--------	-----------

13

Switzerland

posicion	Dorsal	Tiempo	M./Km	Nombre	Categoría
49	12	00:20:41	4:08	KREBS, ANDREAS	GROUP 50-59 M
64	15	00:21:47	4:21	BUCHWALDER, NICOLAS	GROUP 50-59 M
79	13	00:23:34	4:42	ARNET, ROGER ANTON	GROUP 40-49 M
		Mejor tiempo	00:20:41	Peor tiempo	00:23:34

14

Canada

posicion	Dorsal	Tiempo	M./Km	Nombre	Categoría
11	1346	00:17:31	3:30	NORMAN PARSONS, ANTHONY	GROUP 30-39 M
68	1914	00:22:18	4:27	MARGARET MCANDREW, KATRINA	GROUP 40-49 F
119	514	00:27:43	5:32	HICKMAN, JONATHAN	GROUP 40-49 M
		Mejor tiempo	00:17:31	Peor tiempo	00:27:43

15

Netherlands

posicion	Dorsal	Tiempo	M./Km	Nombre	Categoría
60	1975	00:21:40	4:20	TIM, TIM	GROUP 30-39 M
69	859	00:22:22	4:28	LEFEVERE, MARIO	GROUP 50-59 M
88	1230	00:24:42	4:56	ARNO, ARNO	GROUP 50-59 M
		Mejor tiempo	00:21:40	Peor tiempo	00:24:42

16

United States

posicion	Dorsal	Tiempo	M./Km	Nombre	Categoría
65	1588	00:21:49	4:21	CLASS, GAVIN	GROUP 18-29 M
78	83	00:23:31	4:42	BROOKS, ZACHARY	GROUP 40-49 M
97	1766	00:25:20	5:04	DISANTO, JOSEPH	GROUP 18-29 M
		Mejor tiempo	00:21:49	Peor tiempo	00:25:20

17

South Africa

posicion	Dorsal	Tiempo	M./Km	Nombre	Categoría
----------	--------	--------	-------	--------	-----------

Distancia 5000 metros

17

South Africa

posicion	Dorsal	Tiempo	M./Km	Nombre	Categoría
24	796	00:18:45	3:45	PETER WRIGHT, DONOVAN	GROUP 50-59 M
122	692	00:28:13	5:38	BURRI, SUSANNA	GROUP 50-59 F
165	545	00:35:31	7:06	LEFU MATSOSO, DANIEL	GROUP 40-49 M
		Mejor tiempo	00:18:45	Peor tiempo	00:35:31

18

Chile

posicion	Dorsal	Tiempo	M./Km	Nombre	Categoría
101	1900	00:25:35	5:07	ROLANDO, ROLANDO	GROUP 40-49 M
131	1890	00:29:17	5:51	RAMIREZ GONZALEZ, CRISTINA	GROUP 50-59 F
141	1887	00:31:02	6:12	MULLER, CRISTIAN	GROUP 50-59 M
		Mejor tiempo	00:25:35	Peor tiempo	00:31:02

SQUASH

CATEGORIAS

MASCULINO 18 – 29 AGES

1º JAMIE LONSLADE
2º MATTHEW TAN
3º MARKUS NIEMELA
3º JULIAN STORCH

GREAT BRITAIN AND NOTHERN IRELAND
SINGAPOORE
FINLAND
GERMANY

MASCULINO 30 – 39 AGES

1º CHRISS CLIFFE
2º AMIN SANEI
3º SIMON BESSANT
3º JOHAN LINDSTROM

GREAT BRITAIN AND NOTHERN IRELAND
IRAN, ISLAMIC REPUBLIC OF
GREAT BRITAIN AND NOTHERN IRELAND
SWEDEN

MASCULINO 40 – 49 AGES

1º NICK WHITEHURST
2º JOHN TIBBUTT
3º ALBERT NAGY
3º ANAIL BALMAKUND

GREAT BRITAIN AND NOTHERN IRELAND
GREAT BRITAIN AND NOTHERN IRELAND
HUNGARY
SOUTH AFRICA

MASCULINO 50 – 59 AGES

1º LAURENCE PETER SMITH
2º RICHARD ADVOCAT
3º KENG SIANG YUE
3º GRAEME GUNN

NEW ZEALAND
NETHERLANDS
SINGAPOORE
GREAT BRITAIN AND NOTHERN IRELAND

MASCULINO + 60 AGES

1º DAVID JONES
2º WILL EDEY
3º DENIS JOHN
3º MIKE GIBBONS

GREAT BRITAIN AND NOTHERN IRELAND
GREAT BRITAIN AND NOTHERN IRELAND
CANADA
GREAT BRITAIN AND NOTHERN IRELAND

MASCULINO + 70 AGES

1º MIKE GIBBONS
2º VICENT FEARON

GREAT BRITAIN AND NOTHERN IRELAND
CANADA

SQUASH

CATEGORIAS

FEMENINO 18 - 29 AGES

1º JANIKE KLEINHANS
2º SHIVA SARHADI
3º GISELA ROMERO

SOUTH AFRICA
IRAN, ISLAMIC REPUBLIC OF
MEXICO

FEMENINO 30 - 39 AGES

1º MARZIEH YARKHALAJI

IRAN, ISLAMIC REPUBLIC OF

FEMENINO 40 - 49 AGES

1º DEIRDRE FAUL
2º SANDRINE LAGREE
3º BEE ENG DANG

IRELAND
FRANCE
SINGAPOORE

18-29 FEMENINO

	JANIKE	SHIVA	GISELA	
JANIKE KLEINHANS		3-1	2-0	PRIMERA
SHIVA SARHADI	0-2		3-0	SEGUNDA
GISELA ROMERO	0-2	0-3		TERCERA


30-39 FEMENINO

MARZIEH YARKHALAJI	0-3	3-0	3-0
---------------------------	------------	------------	------------

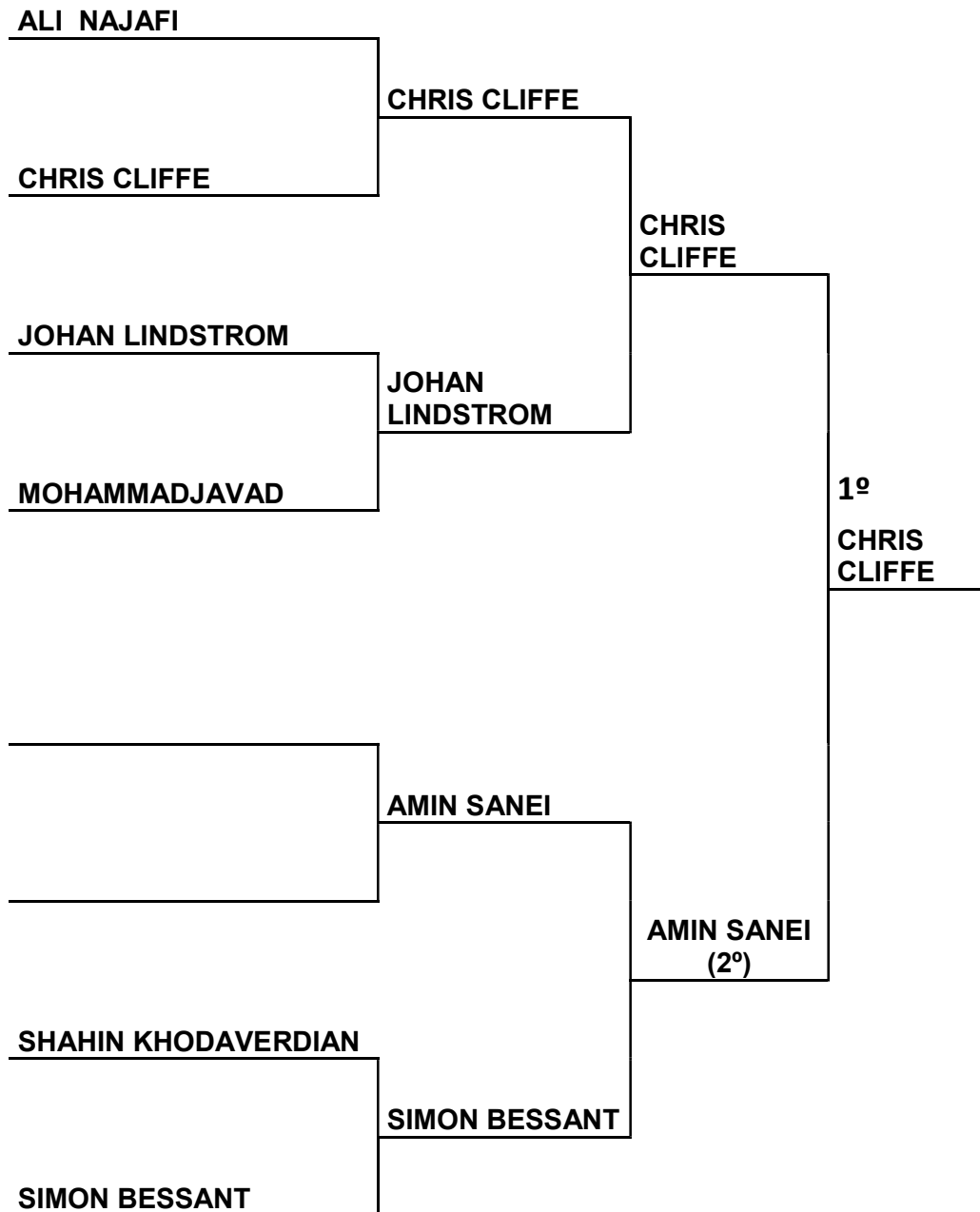
40-49
FEMENINO

	DEIRDRE	SANDRINE	REZVAN	BEE ENG	
DEIRDRE FAUL		2-0		2-0	PRIMERA
SANDRINE LAGREE	0-2			2-0	SEGUNDA
REZVAN NAJARZADEH					
BEE ENG DANG	0-2	0-2			TERCERA

**MASCULINO
18-29**

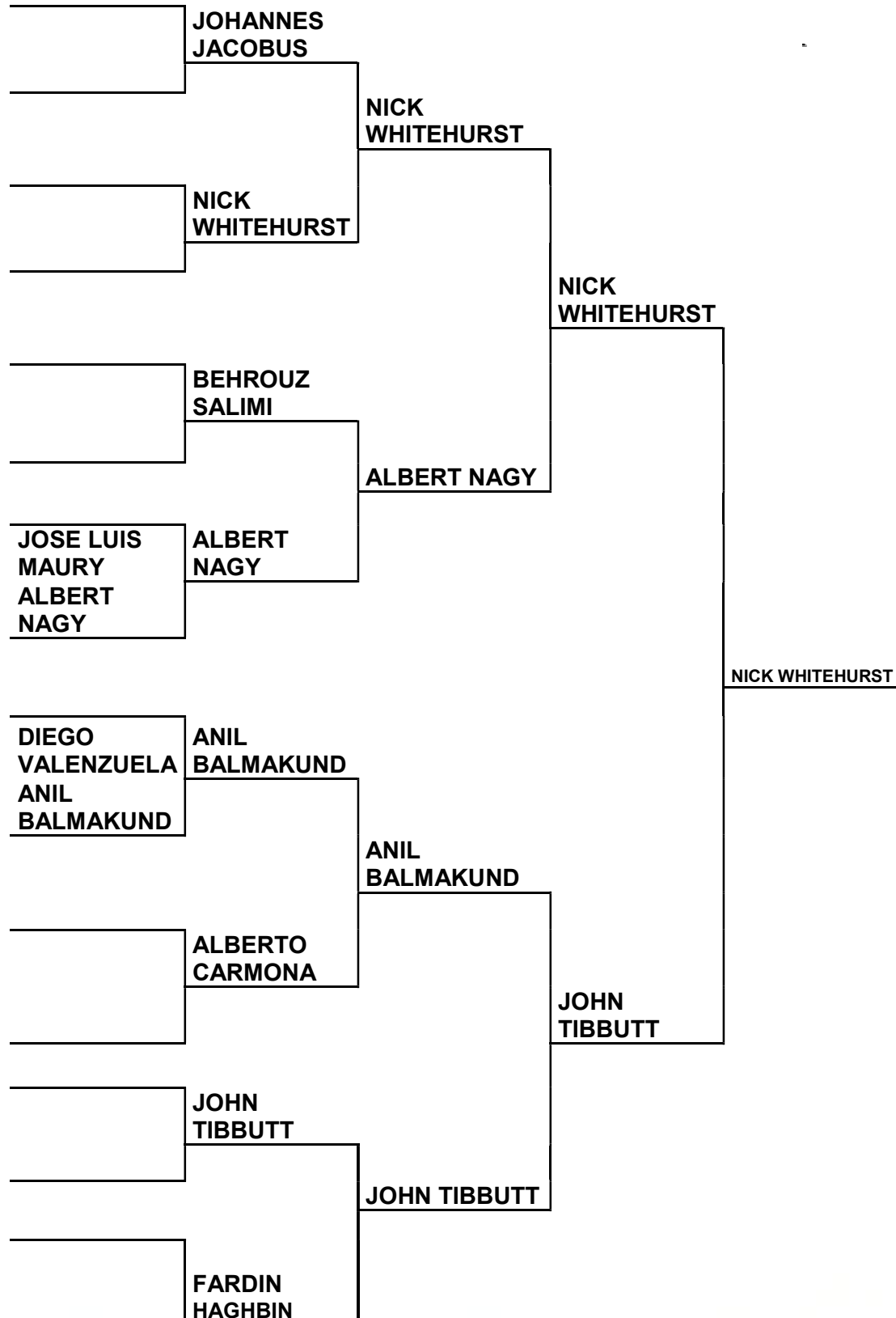


30-39 MASCULINO

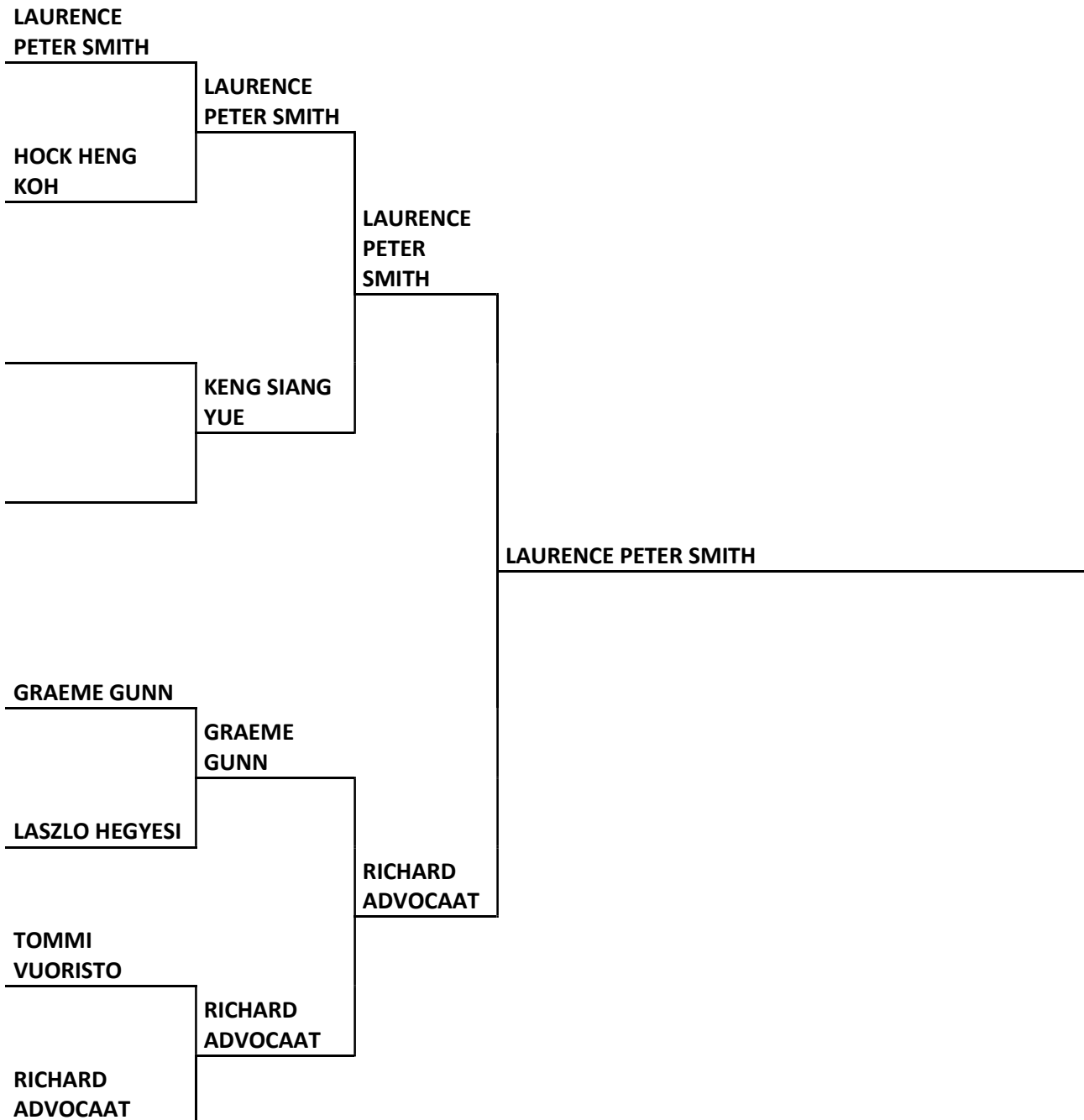


40-49

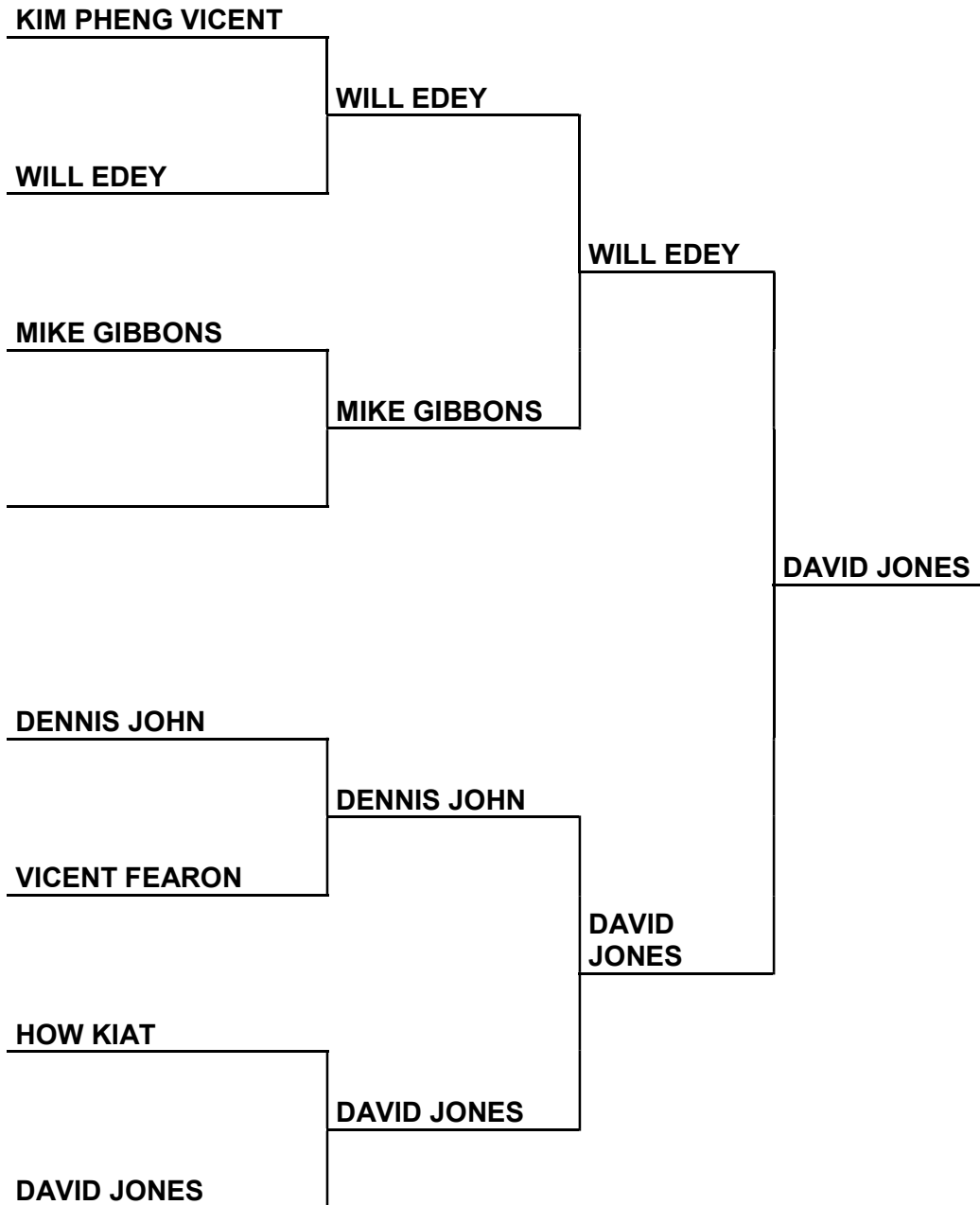
MASCULINO



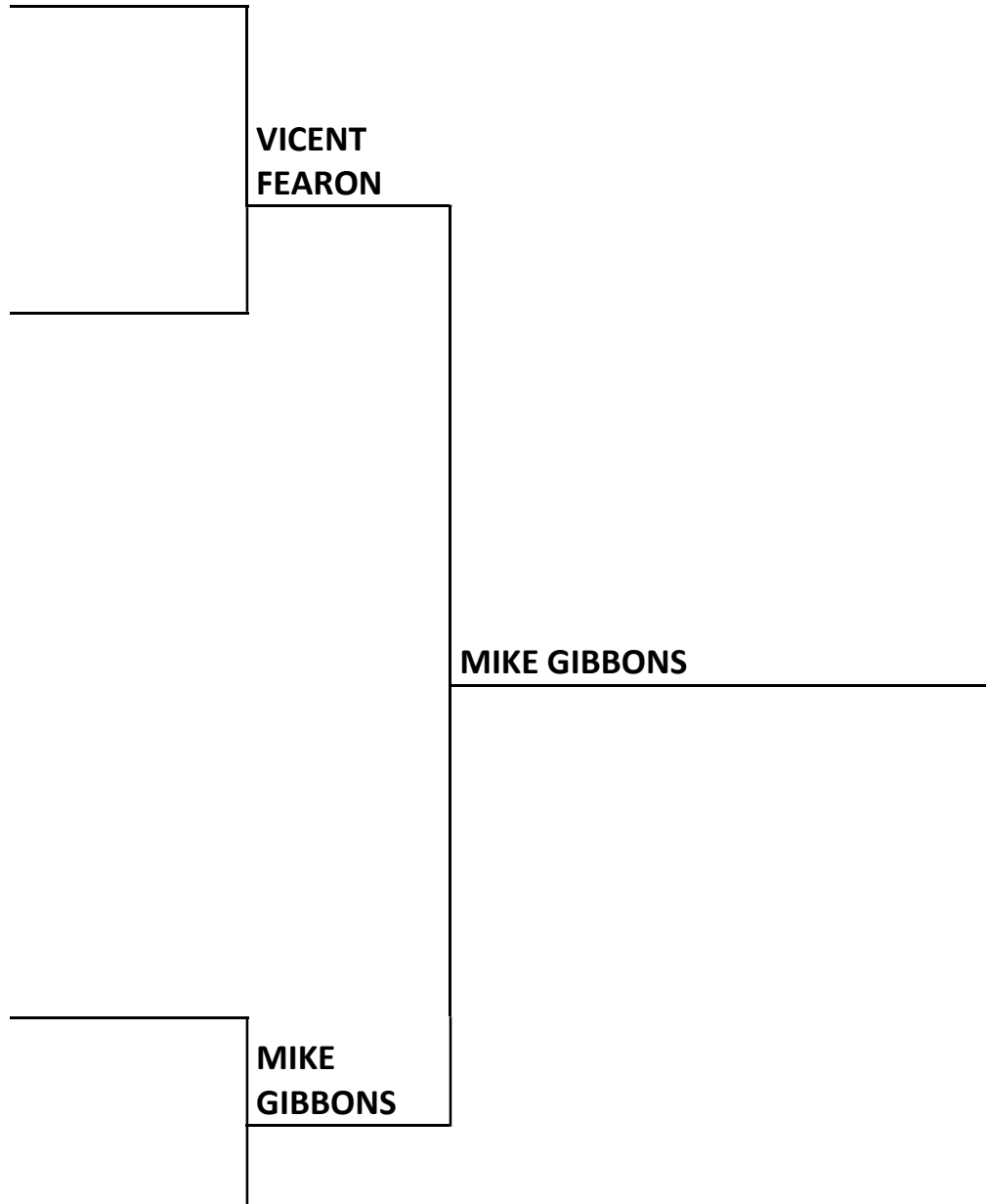
**50-59
MASCULINO**



+60
MASCULINO



+70 MASCULINO



60-69 FEMENINO

RK	Licencia	Nombre	Año	Club					Pts.	Resultado				
1	T00000215	GREENWAY BRIGGETTA MARIA	1957	GREAT BRIT	50	49.53	100	1:50.25	150	2:54.90	200	3:57.49	19,0	3:57.49
						49.53		:00.72		:04.65		:02.59		
2	T00001288	ROCKELL KAREN	1955	GREAT BRIT	50	47.10	100	1:47.76	150	3:02.83	200	4:07.68	16,0	4:07.68
						47.10		:00.66		:15.07		:04.85		
	T00001328	JESZENKOVITS JUDIT	1954	HUNGARY									0,0	BAJ

 SUS: SUSTITUCIONES
 RT: RETIRADO

 NP: NO PRESENTADO
 DVI: DESC. VIRAJE IRREGULA

 DSI: DESC. SALIDA IRREGULA DNI: DNI
 DSA: DESC. SALIDA ANTICIP

 DES: DESCALIFICADO
 DLI: DESC LLEGADA IRREGUL BAJ: BAJA

50-59 FEMENINO

RK	Licencia	Nombre	Año	Club					Pts.	Resultado				
1	T00000189	ZUPPAN-HOOD PATRICIA JUDE	1964	UNITED STAT	50	36.40	100	1:20.50	150	2:09.54	200	2:57.85	19,0	2:57.85
						36.40		44.10		49.04		48.31		
2	T00000183	WHITWORTH CATHERINE MARGARET	1964	GREAT BRIT	50	41.66	100	1:31.93	150	2:25.49	200	3:19.90	16,0	3:19.90
						41.66		50.27		53.56		54.41		
3	T00000792	FERGUSON GILLIAN	1963	GREAT BRIT	50	49.22	100	1:44.18	150	2:39.93	200	3:33.82	14,0	3:33.82
						49.22		54.96		55.75		53.89		
4	T00000900	BERENTE JUDIT	1963	HUNGARY	50	46.28	100	1:41.33	150	2:38.59	200	3:36.08	13,0	3:36.08
						46.28		55.05		57.26		57.49		
5	T00000677	BREESE THOMAS ROWENA	1960	GREAT BRIT	50	56.12	100	2:00.62	150	3:08.08	200	4:11.43	12,0	4:11.43
						56.12		:04.50		:07.46		:03.35		
6	T00000624	FITZSIMONS CAROL LYNNE	1964	UNITED STAT	50	1:00.22	100	2:11.69	150	3:23.16	200	4:32.71	11,0	4:32.71
						:00.22		:11.47		:11.47		:09.55		
7	T00000234	CHUDY DEBORAH CLAIRE	1961	GREAT BRIT	50	49.51	100	1:55.86	150	3:13.47	200	4:35.52	10,0	4:35.52
						49.51		:06.35		:17.61		:22.05		
8	T00000112	BARTLETT JANE MAINWARING	1959	AUSTRALIA	50	56.72	100	2:09.79	150	3:28.17	200	4:44.80	9,0	4:44.80
						56.72		:13.07		:18.38		:16.63		

 SUS: SUSTITUCIONES
 RT: RETIRADO

 NP: NO PRESENTADO
 DVI: DESC. VIRAJE IRREGULA

 DSI: DESC. SALIDA IRREGULA DNI: DNI
 DSA: DESC. SALIDA ANTICIP

 DES: DESCALIFICADO
 DLI: DESC LLEGADA IRREGUL BAJ: BAJA

40-49 FEMENINO

RK	Licencia	Nombre	Año	Club					Pts.	Resultado				
1	T00000015	FAUL DEIRDRE	1968	IRELAND	50	39.26	100	1:24.57	150	2:12.82	200	3:01.93	19,0	3:01.93 WR
						39.26		45.31		48.25		49.11		
2	T00002523	CUTHERBERTSON LISA	1968	AUSTRALIA	50	38.88	100	1:25.58	150	2:18.17	200	3:10.96	16,0	3:10.96
						38.88		46.70		52.59		52.79		
3	T00002481	ESCUDERO ROSAURA	1971	ARGENTINA	50	42.89	100	1:32.88	150	2:25.80	200	3:18.19	14,0	3:18.19
						42.89		49.99		52.92		52.39		
4	T00002534	FORSHER HAGIT	1976	ISRAEL	50	47.82	100	1:44.10	150	2:43.93	200	3:44.73	13,0	3:44.73
						47.82		56.28		59.83		:00.80		
5	T00001554	VARIN MARTINE	1968	FRANCE	50	1:12.33	100	2:48.28	150	4:25.24	200	6:05.95	12,0	6:05.95
						:12.33		:35.95		:36.96		:40.71		

 SUS: SUSTITUCIONES
 RT: RETIRADO

 NP: NO PRESENTADO
 DVI: DESC. VIRAJE IRREGULA

 DSI: DESC. SALIDA IRREGULA
 DNI: DNI
 DSA: DESC. SALIDA ANTICIP
 DLI: DESC LLEGADA IRREGUL

 DES: DESCALIFICADO
 BAJ: BAJA

30-39 FEMENINO

RK	Licencia	Nombre	Año	Club					Pts.	Resultado				
1	T00000352	COX JODIE MARIE	1981	GREAT BRIT	50	34.41	100	1:14.48	150	1:56.43	200	2:38.33	19,0	2:38.33
						34.41		40.07		41.95		41.90		
2	T00000496	BEST JILLIAN	1987	CANADA	50	38.02	100	1:21.03	150	2:09.30	200	2:58.32	16,0	2:58.32
						38.02		43.01		48.27		49.02		
3	T00002529	ORTEGA FERNANDEZ NOELIA	1980	SPAIN	50	49.07	100	1:46.75	150	2:51.22	200	3:52.87	14,0	3:52.87
						49.07		57.68		:04.47		:01.65		
4	T00001016	WERLEIN HOLLY M.	1984	UNITED STAT	50	44.30	100	1:37.23	150	2:46.61	200	4:07.09	13,0	4:07.09
						44.30		52.93		:09.38		:20.48		

 SUS: SUSTITUCIONES
 RT: RETIRADO

 NP: NO PRESENTADO
 DVI: DESC. VIRAJE IRREGULA

 DSI: DESC. SALIDA IRREGULA
 DNI: DNI
 DSA: DESC. SALIDA ANTICIP
 DLI: DESC LLEGADA IRREGUL

 DES: DESCALIFICADO
 BAJ: BAJA

18-29 FEMENINO

RK	Licencia	Nombre	Año	Club					Pts.	Resultado				
1	T00000519	BAUER SIMONE	1988	GERMANY	50	36.12	100	1:15.55	150	1:57.26	200	2:37.26	19,0	2:37.26
						36.12		39.43		41.71		40.00		
2	T00001320	GYURKÓ ALEXANDRA	1996	HUNGARY	50	36.06	100	1:15.94	150	1:58.90	200	2:41.64	16,0	2:41.64
						36.06		39.88		42.96		42.74		
3	T00000258	YOUNG KELLY	1993	GREAT BRIT	50	37.20	100	1:19.46	150	2:03.82	200	2:47.41	14,0	2:47.41
						37.20		42.26		44.36		43.59		
4	T00001031	ATKINSON JOELLE	1989	UNITED STAT	50	46.13	100	1:42.17	150	2:43.60	200	3:46.22	13,0	3:46.22
						46.13		56.04		:01.43		:02.62		

 SUS: SUSTITUCIONES
 RT: RETIRADO

 NP: NO PRESENTADO
 DVI: DESC. VIRAJE IRREGULA

 DSI: DESC. SALIDA IRREGULA
 DNI: DNI
 DSA: DESC. SALIDA ANTICIP
 DLI: DESC LLEGADA IRREGUL

 DES: DESCALIFICADO
 BAJ: BAJA

70 AND OVER MASCULINO

RK	Licencia	Nombre	Año	Club						Pts.	Resultado			
1	T00000038	NOBLE WILLIAM	1947	GREAT BRIT	50	41.65	100	1:30.67	150	2:24.51	200	3:18.97	19,0	3:18.97
						41.65		49.02		53.84		54.46		
2	T00001523	CANTONI ROBERTO	1946	ITALY	50	48.10	100	1:43.98	150	2:45.76	200	3:49.18	16,0	3:49.18
						48.10		55.88		:01.78		:03.42		

 SUS: SUSTITUCIONES
 RT: RETIRADO

 NP: NO PRESENTADO
 DVI: DESC. VIRAJE IRREGULA

 DSI: DESC. SALIDA IRREGULA
 DNI: DNI
 DSA: DESC. SALIDA ANTICIP
 DLI: DESC LLEGADA IRREGUL

 DES: DESCALIFICADO
 BAJ: BAJA

60-69 MASCULINO

RK	Licencia	Nombre	Año	Club					Pts.	Resultado					
1	T00001149	WAKAMATSU CHIKARA	1955	JAPAN	50	39.10	100	1:21.63	150	2:06.00	200	2:48.77	19,0	2:48.77	WR
						39.10		42.53		44.37		42.77			
2	T00001256	WHITE MICHAEL	1957	AUSTRALIA	50	42.09	100	1:28.48	150	2:14.64	200	2:59.65	16,0	2:59.65	
						42.09		46.39		46.16		45.01			
3	T00000099	RANDERSON SIMON	1957	GREAT BRIT	50	43.50	100	1:32.08	150	2:22.50	200	3:11.46	14,0	3:11.46	
						43.50		48.58		50.42		48.96			
4	T00000729	NELIS FRED	1955	UNITED STAT	50	46.07	100	1:37.39	150	2:30.78	200	3:22.79	13,0	3:22.79	
						46.07		51.32		53.39		52.01			
5	T00000663	KLAHN WILLIAM LEE	1953	UNITED STAT	50	47.19	100	1:40.42	150	2:34.12	200	3:22.99	12,0	3:22.99	
						47.19		53.23		53.70		48.87			
6	T00000541	CASH GREGORY ANTHONY	1950	AUSTRALIA	50	54.13	100	1:52.96	150	2:52.45	200	3:50.67	11,0	3:50.67	
						54.13		58.83		59.49		58.22			
7	T00000081	ADAMS RICHARD JOHN	1950	GREAT BRIT	50	54.88	100	2:02.81	150	3:13.89	200	4:23.74	10,0	4:23.74	
						54.88		:07.93		:11.08		:09.85			
8	T00001430	TAI CHI YAN	1956	HONG KONG	50	55.46	100	2:13.53	150	3:41.64	200	5:06.12	9,0	5:06.12	
						55.46		:18.07		:28.11		:24.48			
	T00000774	BETTINELLI GIULIO	1948	ITALY									0,0	BAJ	
	T00002075	JINXIANG LU	1956	CHINA									0,0	BAJ	

 SUS: SUSTITUCIONES
 RT: RETIRADO

 NP: NO PRESENTADO
 DVI: DESC. VIRAJE IRREGULA

 DSI: DESC. SALIDA IRREGULA DNI: DNI
 DSA: DESC. SALIDA ANTICIP

 DES: DESCALIFICADO
 DLI: DESC LLEGADA IRREGUL BAJ: BAJA

50-59 MASCULINO

RK	Licencia	Nombre	Año	Club						Pts.	Resultado			
1	T00000221	PERCIVAL RICHARD	1962	GREAT BRIT	50	37.03	100	1:18.35	150	2:01.93	200	2:41.81	19,0	2:41.81
						37.03		41.32		43.58		39.88		
2	T00000778	ANSON MICK	1965	GREAT BRIT	50	36.09	100	1:18.60	150	2:01.78	200	2:45.28	16,0	2:45.28
						36.09		42.51		43.18		43.50		
3	T00001333	GOMBOS IMRE	1963	HUNGARY	50	41.84	100	1:29.95	150	2:19.00	200	3:05.54	14,0	3:05.54
						41.84		48.11		49.05		46.54		
4	T00001381	GARCIA MONTESINOS JOSE	1958	SPAIN	50	42.48	100	1:32.39	150	2:25.36	200	3:14.85	13,0	3:14.85
						42.48		49.91		52.97		49.49		
5	T00002494	NOVOA GABRIEL	1964	ARGENTINA	50	45.13	100	1:36.74	150	2:32.37	200	3:29.27	12,0	3:29.27
						45.13		51.61		55.63		56.90		
6	T00001669	NASERZADEH SAFDAR	1965	REPUBLIC OF	50	43.99	100	1:35.48	150	2:33.26	200	3:32.15	11,0	3:32.15
						43.99		51.49		57.78		58.89		
7	T00001672	HANI MOHAMMADK MOHSEN	1958	REPUBLIC OF	50	45.57	100	1:39.18	150	2:38.63	200	3:37.75	10,0	3:37.75
						45.57		53.61		59.45		59.12		
8	T00000679	BLONSKI ZBIGNIEW	1963	POLAND	50	47.85	100	1:44.53	150	2:46.31	200	3:47.58	9,0	3:47.58
						47.85		56.68		:01.78		:01.27		
9	T00000242	CALLEROS HECTOR FRANCISCO	1965	MEXICO	50	58.19	100	2:05.92	150	3:17.66	200	4:23.77	8,0	4:23.77
						58.19		:07.73		:11.74		:06.11		
	T00000575	VAN EK ARIS JAN	1961	NETHERLAND									0,0	NP

 SUS: SUSTITUCIONES
 RT: RETIRADO

 NP: NO PRESENTADO
 DVI: DESC. VIRAJE IRREGULA

 DSI: DESC. SALIDA IRREGULA DNI: DNI
 DSA: DESC. SALIDA ANTICIP

 DES: DESCALIFICADO
 DLI: DESC LLEGADA IRREGUL BAJ: BAJA

40-49 MASCULINO

RK	Licencia	Nombre	Año	Club					Pts.	Resultado				
1	T00000361	CONTRERAS CASTILLO JUAN JOSE	1973	MEXICO	50	35.13	100	1:15.22	150	1:57.41	200	2:36.18	19,0	2:36.18
						35.13		40.09		42.19		38.77		
2	T00002301	MACHADO RODRIGO CRISTIANO	1972	BRAZIL	50	34.15	100	1:13.93	150	1:57.40	200	2:37.15	16,0	2:37.15
						34.15		39.78		43.47		39.75		
3	T00000668	BARENDSE PETER ARNOLD	1969	NETHERLAND	50	36.93	100	1:18.66	150	2:04.72	200	2:51.83	14,0	2:51.83
						36.93		41.73		46.06		47.11		
4	T00001996	S. WALTER MICHAEL	1970	UNITED STAT	50	38.25	100	1:22.10	150	2:09.66	200	2:57.10	13,0	2:57.10
						38.25		43.85		47.56		47.44		
5	T00002182	MARSHDALE RODNEY JAMES	1971	AUSTRALIA	50	43.59	100	1:32.33	150	2:25.55	200	3:18.80	12,0	3:18.80
						43.59		48.74		53.22		53.25		
6	T00001677	HAMMAMI IMRAN	1977	TUNISIA	50	57.17	100	2:07.05	150	3:24.32	200	4:37.09	11,0	4:37.09
						57.17		:09.88		:17.27		:12.77		
	T00000072	NORMAN IAN	1969	GREAT BRIT									0,0	BAJ
	T00002297	SEREIR NADJI	1977	SPAIN									0,0	BAJ

 SUS: SUSTITUCIONES
 RT: RETIRADO

 NP: NO PRESENTADO
 DVI: DESC. VIRAJE IRREGULA

 DSI: DESC. SALIDA IRREGULA DNI: DNI
 DSA: DESC. SALIDA ANTICIP

 DES: DESCALIFICADO
 DLI: DESC LLEGADA IRREGUL BAJ: BAJA

30-39 MASCULINO

RK	Licencia	Nombre	Año	Club					Pts.	Resultado					
1	T00002485	FERRINI LUCAS	1980	ARGENTINA	50	32.62	100	1:08.37	150	1:47.01	200	2:21.66	19,0	2:21.66	WR
						32.62		35.75		38.64		34.65			
2	T00002257	RAYMOND BENOIT	1982	CANADA	50	34.43	100	1:12.66	150	1:54.31	200	2:37.55	16,0	2:37.55	
						34.43		38.23		41.65		43.24			
3	T00002150	NEUHÄUSER EMERAN	1985	GERMANY	50	36.89	100	1:18.63	150	2:04.26	200	2:51.00	14,0	2:51.00	
						36.89		41.74		45.63		46.74			
4	T00001674	SEPASI SEPEHR	1981	REPUBLIC OF	50	37.65	100	1:20.62	150	2:06.90	200	2:52.38	13,0	2:52.38	
						37.65		42.97		46.28		45.48			
5	T00001679	AZIMI ASGHAR	1985	REPUBLIC OF	50	35.88	100	1:20.27	150	2:07.47	200	2:54.79	12,0	2:54.79	
						35.88		44.39		47.20		47.32			
6	T00001676	MEHRI MOHSEN	1981	REPUBLIC OF	50	38.56	100	1:25.99	150	2:18.16	200	3:12.29	11,0	3:12.29	
						38.56		47.43		52.17		54.13			
	T00001476	PINTO FILIPE	1984	PORTUGAL									0,0	BAJ	

 SUS: SUSTITUCIONES
 RT: RETIRADO

 NP: NO PRESENTADO
 DVI: DESC. VIRAJE IRREGULA

 DSI: DESC. SALIDA IRREGULA DNI: DNI
 DSA: DESC. SALIDA ANTICIP

 DES: DESCALIFICADO
 DLI: DESC LLEGADA IRREGUL BAJ: BAJA

18-29 MASCULINO

RK	Licencia	Nombre	Año	Club	50	100	150	200	Pts.	Resultado
1	T00001049	HEYCOCK KIERAN	1996	GREAT BRIT	34.41	1:12.51	1:52.38	2:32.99	19,0	2:32.99
2	T00000817	DAWS ETHAN JAMES	1999	AUSTRALIA	35.78	1:17.16	1:59.64	2:43.11	16,0	2:43.11

 SUS: SUSTITUCIONES
 RT: RETIRADO

 NP: NO PRESENTADO
 DVI: DESC. VIRAJE IRREGULA

 DSI: DESC. SALIDA IRREGULA
 DNI: DNI
 DSA: DESC. SALIDA ANTICIP

 DES: DESCALIFICADO
 DLI: DESC LLEGADA IRREGUL BAJ: BAJA

60-69 FEMENINO

RK	Licencia	Nombre	Año	Club	Pts.	Resultado
1	T00001328	JESZENKOVITS JUDIT	1954	HUNGARY	50 57.55	19,0 57.55 WR
	T00000255	MILLER DIANNE A	1948	UNITED STAT		0,0 BAJ

 SUS: SUSTITUCIONES
 RT: RETIRADO

 NP: NO PRESENTADO
 DVI: DESC. VIRAJE IRREGULA

 DSI: DESC. SALIDA IRREGULA
 DNI: DNI
 DSA: DESC. SALIDA ANTICIP
 DLI: DESC LLEGADA IRREGUL

 DES: DESCALIFICADO
 BAJ: BAJA


SW.RESULTADOS_PRUEBA_CA

Información correcta a 11:29:43 28/06/2017

1 / 1

Sistemas de Información, MSL Software - www.msl.es



50-59 FEMENINO

RK	Licencia	Nombre	Año	Club	Pts.	Resultado
1	T00000189	ZUPPAN-HOOD PATRICIA JUDE	1964	UNITED STAT	19,0	37.20 WR
2	T00000701	DALEY MICHELLE	1967	AUSTRALIA	16,0	39.08
3	T00000183	WHITWORTH CATHERINE MARGARET	1964	GREAT BRIT	14,0	44.91
4	T00002104	GARCIA OLIVAS MANUELA	1966	SPAIN	13,0	49.64
5	T00000677	BREESE THOMAS ROWENA	1960	GREAT BRIT	12,0	1:03.90
6	T00000624	FITZSIMONS CAROL LYNNE	1964	UNITED STAT	11,0	1:04.97

 SUS: SUSTITUCIONES
 RT: RETIRADO

 NP: NO PRESENTADO
 DVI: DESC. VIRAJE IRREGULA

 DSI: DESC. SALIDA IRREGULA
 DSA: DESC. SALIDA ANTICIP

 DNI: DNI
 DLI: DESC LLEGADA IRREGUL BAJ: BAJA

DES: DESCALIFICADO

40-49 FEMENINO

RK	Licencia	Nombre	Año	Club		Pts.	Resultado
1	T00000452	DU PLESSIS LISA	1971	SOUTH AFRI	50' 35.60	19,0	35.60 WR
2	T00002515	MATEOS ROSANA	1969	ARGENTINA	50' 44.32	16,0	44.32
3	T00001215	TIRRONEN ANNE	1968	FINLAND	50' 56.14	14,0	56.14
4	T00000322	CARROLL TRACY	1975	GREAT BRIT	50' 1:02.09	13,0	1:02.09

 SUS: SUSTITUCIONES
 RT: RETIRADO

 NP: NO PRESENTADO
 DVI: DESC. VIRAJE IRREGULA

 DSI: DESC. SALIDA IRREGULA
 DNI: DNI
 DSA: DESC. SALIDA ANTICIP

 DES: DESCALIFICADO
 DLI: DESC LLEGADA IRREGUL BAJ: BAJA

30-39 FEMENINO

RK	Licencia	Nombre	Año	Club	Pts.	Resultado
1	T00000616	HOAGWOOD HILARY RUTH	1981	UNITED STAT	50 52.771	19,0 52.77
	T00001780	ANSÓ ROMEO MARTA	1979	SPAIN		0,0 NP

 SUS: SUSTITUCIONES
 RT: RETIRADO

 NP: NO PRESENTADO
 DVI: DESC. VIRAJE IRREGULA

 DSI: DESC. SALIDA IRREGULA DNI: DNI
 DSA: DESC. SALIDA ANTICIP

 DES: DESCALIFICADO
 DLI: DESC LLEGADA IRREGUL BAJ: BAJA


SW.RESULTADOS_PRUEBA_CA

Información correcta a 11:35:40 28/06/2017

1 / 1

Sistemas de Información, MSL Software - www.msl.es



18-29 FEMENINO

RK	Licencia	Nombre	Año	Club	Pts.	Resultado
1	T00000519	BAUER SIMONE	1988	GERMANY	50	35.31
2	T00001386	HOYT ERINN ELIZABETH	1990	UNITED STAT	50	36.43
3	T00000258	YOUNG KELLY	1993	GREAT BRIT	50	37.04
4	T00001606	LAM YIN TSUN	1999	HONG KONG	50	41.91
5	T00001031	ATKINSON JOELLE	1989	UNITED STAT	50	53.27

 SUS: SUSTITUCIONES
 RT: RETIRADO

 NP: NO PRESENTADO
 DVI: DESC. VIRAJE IRREGULA

 DSI: DESC. SALIDA IRREGULA
 DNI: DNI
 DSA: DESC. SALIDA ANTICIP

 DES: DESCALIFICADO
 DLI: DESC LLEGADA IRREGUL BAJ: BAJA

70 AND OVER MASCULINO

RK	Licencia	Nombre	Año	Club	Pts.	Resultado
1	T00000038	NOBLE WILLIAM	1947	GREAT BRIT	50 44.78 ₁ 44.78 ₁	19,0 44.78 WR

SUS: SUSTITUCIONES
RT: RETIRADO

NP: NO PRESENTADO
DVI: DESC. VIRAJE IRREGULA

DSI: DESC. SALIDA IRREGULA DNI: DNI
DSA: DESC. SALIDA ANTICIP DLI: DESC LLEGADA IRREGUL

DES: DESCALIFICADO
BAJ: BAJA



60-69 MASCULINO

RK	Licencia	Nombre	Año	Club	Pts.	Resultado
1	T00001149	WAKAMATSU CHIKARA	1955	JAPAN	50	33.47
2	T00000729	NELIS FRED	1955	UNITED STAT	50	40.31
3	T00001329	JAKUBOVICS PETER	1953	HUNGARY	50	53.62
4	T00000541	CASH GREGORY ANTHONY	1950	AUSTRALIA	50	1:01.38
5	T00001343	GOODALL JAMES W.	1948	GREAT BRIT	50	1:10.62
	T00001698	CHARRETIE R. PIERRE	1951	FRANCE		NP

 SUS: SUSTITUCIONES
 RT: RETIRADO

 NP: NO PRESENTADO
 DVI: DESC. VIRAJE IRREGULA

 DSI: DESC. SALIDA IRREGULA
 DSA: DESC. SALIDA ANTICIP

 DNI: DNI
 DLI: DESC LLEGADA IRREGUL
 BAJ: BAJA

DES: DESCALIFICADO

50-59 MASCULINO

RK	Licencia	Nombre	Año	Club	Pts.	Resultado
1	T00000533	MARTINETZ FRANK	1967	GERMANY	50	39.36
2	T00002123	GUOXIANG SHEN	1962	CHINA	50	43.89
3	T00001669	NASERZADEH SAFDAR	1965	REPUBLIC OF	50	48.77

 SUS: SUSTITUCIONES
 RT: RETIRADO

 NP: NO PRESENTADO
 DVI: DESC. VIRAJE IRREGULA

 DSI: DESC. SALIDA IRREGULA
 DNI: DNI
 DSA: DESC. SALIDA ANTICIP
 DLI: DESC LLEGADA IRREGUL

 DES: DESCALIFICADO
 BAJ: BAJA


SW.RESULTADOS_PRUEBA_CA

Información correcta a 11:48:24 28/06/2017

1 / 1

Sistemas de Información, MSL Software - www.msl.es



40-49 MASCULINO

RK	Licencia	Nombre	Año	Club		Pts.	Resultado
1	T00000675	CASTLE MATTHEW	1971	UNITED STAT	50' 32.82i	19,0	32.82
2	T00000604	LEWANDOWSKI ANDRZEJ	1968	POLAND	50' 37.60i	16,0	37.60
3	T00002086	JIANHUI TANG	1972	CHINA	50' 40.28i	14,0	40.28
4	T00001145	JOHN DOLLERY STEVEN	1968	AUSTRALIA	50' 56.67i	13,0	56.67
	T99457649	DE GALVEZ ARANDA PABLO	1974	SPAIN		0,0	DES
	T00002297	SEREIR NADJI	1977	SPAIN		0,0	NP

 SUS: SUSTITUCIONES
 RT: RETIRADO

 NP: NO PRESENTADO
 DVI: DESC. VIRAJE IRREGULA

 DSI: DESC. SALIDA IRREGULA
 DNI: DNI
 DSA: DESC. SALIDA ANTICIP
 DLI: DESC LLEGADA IRREGUL

 BAJ: BAJA
 DES: DESCALIFICADO

30-39 MASCULINO

RK	Licencia	Nombre	Año	Club		Pts.	Resultado
1	T00000797	RENSBURG TRAVIS FRANCIS	1985	SOUTH AFRI	50 29.23 29.23	19,0	29.23
2	T00001757	BRETT MICHAEL GREY	1978	CANADA	50 30.28 30.28	16,0	30.28
3	T00000607	ZIMKOWSKI DAWIN	1981	POLAND	50 30.30 30.30	14,0	30.30
4	T00001548	VIERS PIERRE	1987	FRANCE	50 32.27 32.27	13,0	32.27
5	T00002454	RODRIGUEZ PABLO	1985	ARGENTINA	50 33.92 33.92	12,0	33.92
6	T00001208	SEARSON STEPHEN	1981	AUSTRALIA	50 37.40 37.40	11,0	37.40
7	T00001679	AZIMI ASGHAR	1985	REPUBLIC OF	50 40.71 40.71	10,0	40.71
8	T00001674	SEPASI SEPEHR	1981	REPUBLIC OF	50 45.19 45.19	9,0	45.19

 SUS: SUSTITUCIONES
 RT: RETIRADO

 NP: NO PRESENTADO
 DVI: DESC. VIRAJE IRREGULA

 DSI: DESC. SALIDA IRREGULA
 DNI: DNI
 DSA: DESC. SALIDA ANTICIP

 DES: DESCALIFICADO
 DLI: DESC LLEGADA IRREGUL
 BAJ: BAJA

18-29 MASCULINO

RK	Licencia	Nombre	Año	Club	Pts.	Resultado
1	T00000113	BARNETT LIAM	1988	GREAT BRIT	19,0	27.32
2	T00000370	CARRINGTON GALEN LEBAN	1990	UNITED STAT	16,0	29.80
3	T00002487	GARRIDO CRISTIAN	1991	ARGENTINA	14,0	34.61
4	T00001284	VAN HULZEN LARS	1997	NETHERLAND	13,0	36.08
5	T00000817	DAWS ETHAN JAMES	1999	AUSTRALIA	12,0	44.50

 SUS: SUSTITUCIONES
 RT: RETIRADO

 NP: NO PRESENTADO
 DVI: DESC. VIRAJE IRREGULA

 DSI: DESC. SALIDA IRREGULA
 DSA: DESC. SALIDA ANTICIP

 DNI: DNI
 DLI: DESC LLEGADA IRREGUL
 BAJ: BAJA

DES: DESCALIFICADO

15-17 FEMENINO

RK	Licencia	Nombre	Año	Club	Pts.	Resultado
1	T00000869	HENRY KRISTEN	2001	SOUTH AFRI	50	39.91
2	T00001885	REDGATE EMMA FIONA	2001	GREAT BRIT	50	53.39

12-14 FEMENINO

RK	Licencia	Nombre	Año	Club	Pts.	Resultado
1	T00002174	FRENCH MIYA YOSHIHATA	2004	UNITED STAT	50	40.04
2	T00002051	DE ROSSI DANIELA	2004	ITALY	50	40.23
3	T00000464	FRENCH ELSPETH HELEN	2003	GREAT BRIT	50	44.76
4	T00002334	SÜLI FLORA ANETT	2003	HUNGARY	50	45.20
5	T00000143	GREENWOOD ELLIE LOUISE	2005	GREAT BRIT	50	51.72
	T00001596	WOODEN GWENDOLYNN	2004	UNITED STAT		NP

 SUS: SUSTITUCIONES
 RT: RETIRADO

 NP: NO PRESENTADO
 DVI: DESC. VIRAJE IRREGULA

 DSI: DESC. SALIDA IRREGULA
 DNI: DNI
 DSA: DESC. SALIDA ANTICIP

 DES: DESCALIFICADO
 DLI: DESC LLEGADA IRREGUL
 BAJ: BAJA

15-17 MASCULINO

RK	Licencia	Nombre	Año	Club		Pts.	Resultado
1	T00000180	BONNELL RHYS PETER	2001	GREAT BRIT	50' 34.67	19,0	34.67
2	T00001817	MOLNAR FARKAS MARK	2000	HUNGARY	50' 39.76	16,0	39.76

 SUS: SUSTITUCIONES
 RT: RETIRADO

 NP: NO PRESENTADO
 DVI: DESC. VIRAJE IRREGULA

 DSI: DESC. SALIDA IRREGULA
 DNI: DNI
 DSA: DESC. SALIDA ANTICIP
 DLI: DESC LLEGADA IRREGUL

 DES: DESCALIFICADO
 BAJ: BAJA

70 AND OVER FEMENINO

RK	Licencia	Nombre	Año	Club	50'		100'		Pts.	Resultado
1	T00000176	ALBROW MARY	1944	AUSTRALIA	1:25.84	25.84	3:06.72	40.88	19,0	3:06.72 WR

 SUS: SUSTITUCIONES
 RT: RETIRADO

 NP: NO PRESENTADO
 DVI: DESC. VIRAJE IRREGULA

 DSI: DESC. SALIDA IRREGULA
 DNI: DNI
 DSA: DESC. SALIDA ANTICIP

 DES: DESCALIFICADO
 DLI: DESC LLEGADA IRREGUL BAJ: BAJA


60-69 FEMENINO

RK	Licencia	Nombre	Año	Club	50		100		Pts.	Resultado
1	T00000491	MARTIN ALLEGRA JANE	1954	GREAT BRIT	59.62	59.62	2:09.45	:09.83	19,0	2:09.45
2	T00000387	MANUWALD-SEEMUELLER GUDRUN	1949	GERMANY	1:04.65	1:04.65	2:16.51	:11.86	16,0	2:16.51
3	T00000158	FORREST LESLEY ANNE	1957	GREAT BRIT	1:04.70	1:04.70	2:24.70	:20.00	14,0	2:24.70
4	T00000279	KRILOW-LORENZ DONNA MARIE	1957	CANADA	1:18.09	1:18.09	2:43.03	:24.94	13,0	2:43.03
5	T00001444	ARDEVOL MARIE JOSEPHE	1952	FRANCE	1:23.92	1:23.92	2:53.89	:29.97	12,0	2:53.89
6	T00000749	GERLACH KATHLEEN DIANE	1954	UNITED STAT			4:20.37	:20.37	11,0	4:20.37

 SUS: SUSTITUCIONES
 RT: RETIRADO

 NP: NO PRESENTADO
 DVI: DESC. VIRAJE IRREGULA

 DSI: DESC. SALIDA IRREGULA
 DNI: DNI
 DSA: DESC. SALIDA ANTICIP
 DLI: DESC LLEGADA IRREGUL

 DES: DESCALIFICADO
 BAJ: BAJA

50-59 FEMENINO

RK	Licencia	Nombre	Año	Club				Pts.	Resultado	
1	T00000792	FERGUSON GILLIAN	1963	GREAT BRIT	50	50.85	100	1:48.03	19,0	1:48.03 WR
						50.85		57.18		
2	T00001368	TABORDA MARIA	1967	PORTUGAL	50	51.69	100	1:51.07	16,0	1:51.07
						51.69		59.38		
3	T00000234	CHUDY DEBORAH CLAIRE	1961	GREAT BRIT	50	57.48	100	2:03.59	14,0	2:03.59
						57.48		:06.11		
4	T00000226	SIMAN-TOV HAGIT	1963	ISRAEL	50	1:03.75	100	2:14.19	13,0	2:14.19
						:03.75		:10.44		
5	T00000062	LATAILLE ROBIN	1962	UNITED STAT	50	1:08.42	100	2:30.80	12,0	2:30.80
						:08.42		:22.38		

 SUS: SUSTITUCIONES
 RT: RETIRADO

 NP: NO PRESENTADO
 DVI: DESC. VIRAJE IRREGULA

 DSI: DESC. SALIDA IRREGULA
 DNI: DNI
 DSA: DESC. SALIDA ANTICIP
 DLI: DESC LLEGADA IRREGUL

 DES: DESCALIFICADO
 BAJ: BAJA

40-49 FEMENINO

RK	Licencia	Nombre	Año	Club	50		100		Pts.	Resultado
1	T00000015	FAUL DEIRDRE	1968	IRELAND	48.59	48.59	1:41.74	53.15	19,0	1:41.74
2	T00002523	CUTHERBERTSON LISA	1968	AUSTRALIA	50.94	50.94	1:52.67	:01.73	16,0	1:52.67
3	T00001215	TIRRONEN ANNE	1968	FINLAND	56.53	56.53	2:01.84	:05.31	14,0	2:01.84
4	T00001014	PITMAN JENNIE A.	1973	UNITED STAT	1:11.26	1:11.26	2:38.29	:27.03	13,0	2:38.29

 SUS: SUSTITUCIONES
 RT: RETIRADO

 NP: NO PRESENTADO
 DVI: DESC. VIRAJE IRREGULA

 DSI: DESC. SALIDA IRREGULA
 DNI: DNI
 DSA: DESC. SALIDA ANTICIP
 DLI: DESC LLEGADA IRREGUL

 DES: DESCALIFICADO
 BAJ: BAJA

30-39 FEMENINO

RK	Licencia	Nombre	Año	Club	50'		100'		Pts.	Resultado
1	T00000352	COX JODIE MARIE	1981	GREAT BRIT	42.24	42.24	1:31.50	49.26	19,0	1:31.50 WR
2	T00000324	GLOVER KATHRYN ELIZABETH	1981	GREAT BRIT	48.58	48.58	1:43.49	54.91	16,0	1:43.49
3	T00001188	VAN KEMPEN EVY	1986	NETHERLAND	48.25	48.25	1:48.32	:00.07	14,0	1:48.32
4	T00002358	HABEGGER JESSICA	1984	SWITZERLAN	50.76	50.76	1:50.24	59.48	13,0	1:50.24
5	T00000377	PENTHER JANKA	1982	GREAT BRIT	1:00.34	:00.34	2:00.56	:00.56	12,0	2:00.56
6	T00000616	HOAGWOOD HILARY RUTH	1981	UNITED STAT	1:01.26	:01.26	2:13.04	:11.78	11,0	2:13.04
7	T00000644	HUUSKES BROOKE	1984	AUSTRALIA	1:01.45	:01.45	2:14.93	:13.48	10,0	2:14.93
	T00001780	ANSÓ ROMEO MARTA	1979	SPAIN					0,0	BAJ
	T00002473	RUGGIERI SILVANA ANDREA	1987	ARGENTINA					0,0	BAJ

 SUS: SUSTITUCIONES
 RT: RETIRADO

 NP: NO PRESENTADO
 DVI: DESC. VIRAJE IRREGULA

 DSI: DESC. SALIDA IRREGULA
 DNI: DNI
 DSA: DESC. SALIDA ANTICIP
 DLI: DESC LLEGADA IRREGUL

 DES: DESCALIFICADO
 BAJ: BAJA

18-29 FEMENINO

RK	Licencia	Nombre	Año	Club	50'		100'		Pts.	Resultado
1	T00000819	MACKENZIE NICOLE	1997	GREAT BRIT	39.92	39.92	1:27.95	48.03	19,0	1:27.95 WR
2	T00001386	HOYT ERINN ELIZABETH	1990	UNITED STAT	47.37	47.37	1:43.43	56.06	16,0	1:43.43
3	T00001155	BREDSCHNEIJDER ROWENA CLARISSA	1988	NETHERLAND	51.33	51.33	1:50.93	59.60	14,0	1:50.93
4	T00000285	MEE LUCIA QUINNEY	1999	GREAT BRIT	53.50	53.50	2:02.70	:09.20	13,0	2:02.70

 SUS: SUSTITUCIONES
 RT: RETIRADO

 NP: NO PRESENTADO
 DVI: DESC. VIRAJE IRREGULA

 DSI: DESC. SALIDA IRREGULA
 DNI: DNI
 DSA: DESC. SALIDA ANTICIP

 DES: DESCALIFICADO
 DLI: DESC LLEGADA IRREGUL
 BAJ: BAJA

70 AND OVER MASCULINO

RK	Licencia	Nombre	Año	Club	50		100		Pts.	Resultado
1	T00002206	UOTINEN VEIJO	1945	FINLAND	1:00.59	:00.59	2:09.22	:08.63	19,0	2:09.22 WR
2	T00001536	DUIN. JOHAN J.C.L.	1942	NETHERLAND	1:10.78	:10.78	2:29.44	:18.66	16,0	2:29.44
3	T00000832	STOETZER PETER E.	1942	GERMANY	1:20.37	:20.37	3:05.63	:45.26	14,0	3:05.63

 SUS: SUSTITUCIONES
 RT: RETIRADO

 NP: NO PRESENTADO
 DVI: DESC. VIRAJE IRREGULA

 DSI: DESC. SALIDA IRREGULA
 DSA: DESC. SALIDA ANTICIP

 DNI: DNI
 DLI: DESC LLEGADA IRREGUL BAJ: BAJA
 DES: DESCALIFICADO

60-69 MASCULINO

RK	Licencia	Nombre	Año	Club	Pts.	Resultado			
1	T00000663	KLAHN WILLIAM LEE	1953	UNITED STAT	50	45.10	1:38.27	19,0	1:38.27 WR FINAL
					100	45.10	53.17		
					50	49.38	1:48.30		1:48.30 PRELIMINAR
					100	49.38	58.92		
2	T00002075	JINXIANG LU	1956	CHINA	50	45.92	1:39.05	16,0	1:39.05 FINAL
					100	45.92	53.13		
					50	52.73	1:50.57		1:50.57 PRELIMINAR
					100	52.73	57.84		
3	T00001256	WHITE MICHAEL	1957	AUSTRALIA	50	48.88	1:41.37	14,0	1:41.37 FINAL
					100	48.88	52.49		
					50	53.07	1:50.36		1:50.36 PRELIMINAR
					100	53.07	57.29		
4	T00000081	ADAMS RICHARD JOHN	1950	GREAT BRIT	50	51.61	1:52.20	13,0	1:52.20 FINAL
					100	51.61	:00.59		
					50	52.25	1:53.35		1:53.35 PRELIMINAR
					100	52.25	:01.10		
5	T00001331	NADASDY JOZSEF	1952	HUNGARY	50	53.99	1:56.88	12,0	1:56.88 FINAL
					100	53.99	:02.89		
					50	55.85	1:56.70		1:56.70 PRELIMINAR
					100	55.85	:00.85		
6	T00001427	SEM CHAK PING	1952	HONG KONG	50	56.04	2:06.06	11,0	2:06.06 FINAL
					100	56.04	:10.02		
					50	53.53	1:58.09		1:58.09 PRELIMINAR
					100	53.53	:04.56		
7	T00000517	MARCINIAK ANDRZEJ	1956	POLAND	50	1:03.76	2:15.47	10,0	2:15.47 FINAL
					100	:03.76	:11.71		
					50	1:06.68	2:17.55		2:17.55 PRELIMINAR
					100	:06.68	:10.87		
8	T00001430	TAI CHI YAN	1956	HONG KONG	50	1:04.82	2:31.96	9,0	2:31.96 FINAL
					100	:04.82	:27.14		
					50	1:03.01	2:22.14		2:22.14 PRELIMINAR
					100	:03.01	:19.13		
9	T00001698	CHARRETIE R. PIERRE	1951	FRANCE	50	1:14.95	2:42.65	8,0	2:42.65 PRELIMINAR
					100	:14.95	:27.70		
	T00000589	KIRKBRIDE ROBERT	1953	AUSTRALIA				0,0	BAJ PRELIMINAR

 SUS: SUSTITUCIONES
 RT: RETIRADO

 NP: NO PRESENTADO
 DVI: DESC. VIRAJE IRREGULA

 DSI: DESC. SALIDA IRREGULA DNI: DNI
 DSA: DESC. SALIDA ANTICIP DLI: DESC LLEGADA IRREGUL

 DES: DESCALIFICADO
 BAJ: BAJA

50-59 MASCULINO

RK	Licencia	Nombre	Año	Club	50		100		Pts.	Resultado
1	T00000066	BARRIE HAMISH	1963	GREAT BRIT	42.24	42.24	1:31.65	49.41	19,0	1:31.65
2	T00000185	KRASSELT THORSTEN	1964	GERMANY	45.98	45.98	1:40.77	54.79	16,0	1:40.77
3	T00002123	GUOXIANG SHEN	1962	CHINA	49.85	49.85	1:42.15	52.30	14,0	1:42.15
4	T00001830	COSTA JOSE FELISBERTO	1962	PORTUGAL	54.23	54.23	2:00.10	:05.87	13,0	2:00.10
5	T00002436	KERSZBERG JUAN CARLOS	1959	ARGENTINA	58.27	58.27	2:04.89	:06.62	12,0	2:04.89
6	T00000609	SEREJKO ROBERT	1966	POLAND	57.24	57.24	2:05.27	:08.03	11,0	2:05.27
7	T00000631	BERGMANN THOMAS JOCHEN	1958	GERMANY	54.51	54.51	2:08.25	:13.74	10,0	2:08.25
8	T00001672	HANI MOHAMMADK MOHSEN	1958	REPUBLIC OF	1:00.99	1:00.99	2:11.82	:10.83	9,0	2:11.82

 SUS: SUSTITUCIONES
 RT: RETIRADO

 NP: NO PRESENTADO
 DVI: DESC. VIRAJE IRREGULA

 DSI: DESC. SALIDA IRREGULA
 DNI: DNI
 DSA: DESC. SALIDA ANTICIP

 DES: DESCALIFICADO
 DLI: DESC LLEGADA IRREGUL
 BAJ: BAJA

40-49 MASCULINO

RK	Licencia	Nombre	Año	Club	50'		100'		Pts.	Resultado
1	T00002006	BURROWS MATTHEW	1977	GREAT BRIT	39.71	39.71	1:24.62	44.91	19,0	1:24.62 WR
2	T00000675	CASTLE MATTHEW	1971	UNITED STAT	40.44	40.44	1:26.96	46.52	16,0	1:26.96
3	T00000604	LEWANDOWSKI ANDRZEJ	1968	POLAND	41.06	41.06	1:29.56	48.50	14,0	1:29.56
4	T00002085	LEAL MARCO ANTONIO	1969	MEXICO	40.83	40.83	1:31.48	50.65	13,0	1:31.48
5	T00001133	CRIADO CARLOS	1974	SPAIN	43.29	43.29	1:34.86	51.57	12,0	1:34.86
6	T00001245	PULIK RAN	1968	GREAT BRIT	44.35	44.35	1:35.44	51.09	11,0	1:35.44
7	T00001727	DESORMEA UX LAURENT	1973	FRANCE	49.76	49.76	1:53.02	:03.26	10,0	1:53.02
	T00002182	MARSHDALE RODNEY JAMES	1971	AUSTRALIA					0,0	BAJ

 SUS: SUSTITUCIONES
 RT: RETIRADO

 NP: NO PRESENTADO
 DVI: DESC. VIRAJE IRREGULA

 DSI: DESC. SALIDA IRREGULA
 DNI: DNI
 DSA: DESC. SALIDA ANTICIP
 DLI: DESC LLEGADA IRREGUL

 DES: DESCALIFICADO
 BAJ: BAJA

30-39 MASCULINO

RK	Licencia	Nombre	Año	Club	50		100		Pts.	Resultado
1	T00001548	VIERS PIERRE	1987	FRANCE	40.12	40.12	1:25.62	45.50	19,0	1:25.62
2	T00000704	JANCZEWSKI JAKUB	1984	POLAND	39.58	39.58	1:27.10	47.52	16,0	1:27.10
3	T00002476	SACHERO HERNAN	1978	ARGENTINA	38.91	38.91	1:28.26	49.35	14,0	1:28.26
4	T00002150	NEUHÄUSER EMERAN	1985	GERMANY	40.79	40.79	1:29.95	49.16	13,0	1:29.95
5	T00001676	MEHRI MOHSEN	1981	REPUBLIC OF	50.20	50.20	1:48.22	58.02	12,0	1:48.22
6	T00000070	DOLEZAL ANDRE	1979	SWITZERLAN	1:05.33	1:05.33	2:42.72	37.39	11,0	2:42.72
	T00001475	BIGEL GREGORY	1978	FRANCE					0,0	DES

 SUS: SUSTITUCIONES
 RT: RETIRADO

 NP: NO PRESENTADO
 DVI: DESC. VIRAJE IRREGULA

 DSI: DESC. SALIDA IRREGULA
 DNI: DNI
 DSA: DESC. SALIDA ANTICIP
 DLI: DESC LLEGADA IRREGUL

 DES: DESCALIFICADO
 BAJ: BAJA

18-29 MASCULINO

RK	Licencia	Nombre	Año	Club	50'		100'		Pts.	Resultado
1	T00000113	BARNETT LIAM	1988	GREAT BRIT	34.06	34.06	1:15.22	41.16	19,0	1:15.22
2	T00000370	CARRINGTON GALEN LEBAN	1990	UNITED STAT	38.58	38.58	1:27.58	49.00	16,0	1:27.58
3	T00001049	HEYCOCK KIERAN	1996	GREAT BRIT	39.09	39.09	1:27.73	48.64	14,0	1:27.73
4	T00002293	KOTZAPANAGIOTIS GEORGIOS	1993	GREECE	42.97	42.97	1:29.78	46.81	13,0	1:29.78
5	T00001284	VAN HULZEN LARS	1997	NETHERLAND	41.33	41.33	1:29.95	48.62	12,0	1:29.95
6	T00002292	KORCSIK ADAM L	1997	HUNGARY	43.12	43.12	1:35.53	52.41	11,0	1:35.53
7	T00000522	STEPNIAK JAN	1988	POLAND	44.69	44.69	1:36.26	51.57	10,0	1:36.26

 SUS: SUSTITUCIONES
 RT: RETIRADO

 NP: NO PRESENTADO
 DVI: DESC. VIRAJE IRREGULA

 DSI: DESC. SALIDA IRREGULA
 DNI: DNI
 DSA: DESC. SALIDA ANTICIP
 DLI: DESC LLEGADA IRREGUL

 DES: DESCALIFICADO
 BAJ: BAJA

70 AND OVER FEMENINO

RK	Licencia	Nombre	Año	Club	Pts.	Resultado		
1	T00000176	ALBROW MARY	1944	AUSTRALIA	50	1:14.49 :14.49	19,0	1:14.49 WR

SUS: SUSTITUCIONES NP: NO PRESENTADO DSI: DESC. SALIDA IRREGULA DNI: DNI DES: DESCALIFICADO
 RT: RETIRADO DVI: DESC. VIRAJE IRREGULA DSA: DESC. SALIDA ANTICIP DLI: DESC LLEGADA IRREGUL BAJ: BAJA

60-69 FEMENINO

RK	Licencia	Nombre	Año	Club	Pts.	Resultado
1	T00001288	ROCKELL KAREN	1955	GREAT BRIT	50	55.75
						55.75
2	T00002256	BALKENENDE SIMONE	1957	NETHERLAND	50	56.07
						56.07
3	T00000629	KIRKMAN ROBYN PAMELA	1955	AUSTRALIA	50	1:10.39
						:10.39
4	T00001593	STIEBER CATHY	1956	FRANCE	50	1:51.86
						:51.86
	T00001328	JESZENKOVITS JUDIT	1954	HUNGARY		0,0
	T00000255	MILLER DIANNE A	1948	UNITED STAT		0,0
	T00000387	MANUWALD-SEEMUELLER GUDRUN	1949	GERMANY		0,0

 SUS: SUSTITUCIONES
 RT: RETIRADO

 NP: NO PRESENTADO
 DVI: DESC. VIRAJE IRREGULA

 DSI: DESC. SALIDA IRREGULA
 DNI: DNI
 DSA: DESC. SALIDA ANTICIP
 DLI: DESC LLEGADA IRREGUL

 BAJ: BAJA
 DES: DESCALIFICADO

50-59 FEMENINO

RK	Licencia	Nombre	Año	Club	Pts.	Resultado
1	T00000701	DALEY MICHELLE	1967	AUSTRALIA	19,0	42.35 WR
2	T00000090	LANE PAMELA HELEN	1962	GREAT BRIT	16,0	49.89
3	T00001725	GUITARD CATHERINE	1959	FRANCE	14,0	49.90
4	T00002104	GARCIA OLIVAS MANUELA	1966	SPAIN	13,0	52.12
5	T00000900	BERENTE JUDIT	1963	HUNGARY	12,0	55.21
6	T00000226	SIMAN-TOV HAGIT	1963	ISRAEL	11,0	1:00.49

 SUS: SUSTITUCIONES
 RT: RETIRADO

 NP: NO PRESENTADO
 DVI: DESC. VIRAJE IRREGULA

 DSI: DESC. SALIDA IRREGULA
 DSA: DESC. SALIDA ANTICIP

 DNI: DNI
 DLI: DESC LLEGADA IRREGUL BAJ: BAJA
 DES: DESCALIFICADO

40-49 FEMENINO

RK	Licencia	Nombre	Año	Club	Pts.	Resultado
1	T00000452	DU PLESSIS LISA	1971	SOUTH AFRI	50	40.09 40.09 WR
2	T00000322	CARROLL TRACY	1975	GREAT BRIT	50	49.56 49.56
3	T00001554	VARIN MARTINE	1968	FRANCE	50	1:33.92 :33.92

 SUS: SUSTITUCIONES
 RT: RETIRADO

 NP: NO PRESENTADO
 DVI: DESC. VIRAJE IRREGULA

 DSI: DESC. SALIDA IRREGULA
 DNI: DNI
 DSA: DESC. SALIDA ANTICIP
 DLI: DESC LLEGADA IRREGUL

 DES: DESCALIFICADO
 BAJ: BAJA

30-39 FEMENINO

RK	Licencia	Nombre	Año	Club		Pts.	Resultado
1	T00000324	GLOVER KATHRYN ELIZABETH	1981	GREAT BRIT	50' 45.32	19,0	45.32
2	T00002358	HABEGGER JESSICA	1984	SWITZERLAN	50' 46.84	16,0	46.84
3	T00002473	RUGGIERI SILVANA ANDREA	1987	ARGENTINA	50' 48.09	14,0	48.09
4	T00002482	VILELLA MARIA JOSE	1984	ARGENTINA	50' 50.30	13,0	50.30
5	T00002529	ORTEGA FERNANDEZ NOELIA	1980	SPAIN	50' 50.38	12,0	50.38
6	T00000616	HOAGWOOD HILARY RUTH	1981	UNITED STAT	50' 1:09.87	11,0	1:09.87
7	T00001811	VARGAS SONIA CAROLINA	1982	COLOMBIA	50' 1:14.26	10,0	1:14.26
	T00001780	ANSÓ ROMEO MARTA	1979	SPAIN		0,0	NP

 SUS: SUSTITUCIONES
 RT: RETIRADO

 NP: NO PRESENTADO
 DVI: DESC. VIRAJE IRREGULA

 DSI: DESC. SALIDA IRREGULA
 DNI: DNI
 DSA: DESC. SALIDA ANTICIP

 DES: DESCALIFICADO
 DLI: DESC LLEGADA IRREGUL
 BAJ: BAJA

18-29 FEMENINO

RK	Licencia	Nombre	Año	Club	Pts.	Resultado
1	T00000258	YOUNG KELLY	1993	GREAT BRIT	19,0	40.49
2	T00001320	GYURKÓ ALEXANDRA	1996	HUNGARY	16,0	41.99
3	T00001386	HOYT ERINN ELIZABETH	1990	UNITED STAT	14,0	42.92
4	T00000210	RUSS ELLEN CHARLOTTE	1998	GREAT BRIT	13,0	44.02
5	T00001726	GODOT CAROLINE	1990	FRANCE	12,0	46.67
6	T00001155	BREDSCHNEIJDER ROWENA CLARISSA	1988	NETHERLAND	11,0	49.87
7	T00000927	DAFFLON EMILIE	1994	SWITZERLAN	10,0	56.95
8	T00001716	LAGOUTTE CHARLENE	1996	FRANCE	9,0	59.83

 SUS: SUSTITUCIONES
 RT: RETIRADO

 NP: NO PRESENTADO
 DVI: DESC. VIRAJE IRREGULA

 DSI: DESC. SALIDA IRREGULA
 DSA: DESC. SALIDA ANTICIP

 DNI: DNI
 DLI: DESC LLEGADA IRREGUL BAJ: BAJA

DES: DESCALIFICADO

70 AND OVER MASCULINO

RK	Licencia	Nombre	Año	Club		Pts.	Resultado
1	T00002206	UOTINEN VEIJO	1945	FINLAND	50' 1:03.08 :03.08	19,0	1:03.08 WR
2	T00001107	WINTER DICK	1937	CANADA	50' 1:08.38 :08.38	16,0	1:08.38
3	T00001536	DUIN. JOHAN J.C.L.	1942	NETHERLAND	50' 1:19.12 :19.12	14,0	1:19.12
4	T00000832	STOETZER PETER E.	1942	GERMANY	50' 1:45.60 :45.60	13,0	1:45.60

 SUS: SUSTITUCIONES
 RT: RETIRADO

 NP: NO PRESENTADO
 DVI: DESC. VIRAJE IRREGULA

 DSI: DESC. SALIDA IRREGULA
 DNI: DNI
 DSA: DESC. SALIDA ANTICIP

 DES: DESCALIFICADO
 DLI: DESC LLEGADA IRREGUL BAJ: BAJA

60-69 MASCULINO

RK	Licencia	Nombre	Año	Club		Pts.	Resultado
1	T00000099	RANDERSON SIMON	1957	GREAT BRIT	50' 44.43	19,0	44.43
2	T00000729	NELIS FRED	1955	UNITED STAT	50' 44.82	16,0	44.82
3	T00000012	HEFFERNAN PETER	1956	IRELAND	50' 48.62	14,0	48.62
4	T00001329	JAKUBOVICS PETER	1953	HUNGARY	50' 51.94	13,0	51.94
5	T00001331	NADASDY JOZSEF	1952	HUNGARY	50' 58.66	12,0	58.66
6	T00001564	TRIOULAIRE ROGER	1948	FRANCE	50' 1:08.21	11,0	1:08.21
	T00001343	GOODALL JAMES W.	1948	GREAT BRIT		0,0	BAJ
	T00000081	ADAMS RICHARD JOHN	1950	GREAT BRIT		0,0	BAJ
	T00000589	KIRKBRIDE ROBERT	1953	AUSTRALIA		0,0	BAJ

 SUS: SUSTITUCIONES
 RT: RETIRADO

 NP: NO PRESENTADO
 DVI: DESC. VIRAJE IRREGULA

 DSI: DESC. SALIDA IRREGULA
 DNI: DNI
 DSA: DESC. SALIDA ANTICIP
 DLI: DESC LLEGADA IRREGUL

 DES: DESCALIFICADO
 BAJ: BAJA

50-59 MASCULINO

RK	Licencia	Nombre	Año	Club	Pts.	Resultado
1	T00000778	ANSON MICK	1965	GREAT BRIT	19,0	38.85 FINAL 38.85 40.35 PRELIMINAR 40.35
2	T00000653	MAURIK PETER	1963	NETHERLAND	16,0	38.92 FINAL 38.92 40.10 PRELIMINAR 40.10
3	T00000221	PERCIVAL RICHARD	1962	GREAT BRIT	14,0	41.84 FINAL 41.84 41.70 PRELIMINAR 41.70
4	T00000533	MARTINETZ FRANK	1967	GERMANY	13,0	43.71 FINAL 43.71 43.08 PRELIMINAR 43.08
5	T00001333	GOMBOS IMRE	1963	HUNGARY	12,0	45.01 FINAL 45.01 43.38 PRELIMINAR 43.38
6	T00000249	HODGKISS ROBERT	1966	GREAT BRIT	11,0	46.97 FINAL 46.97 45.11 PRELIMINAR 45.11
7	T00001332	KRUCSO ZSOLT	1964	HUNGARY	10,0	BAJ FINAL 45.66 PRELIMINAR 45.66
7	T00001669	NASERZADEH SAFDAR	1965	REPUBLIC OF	9,0	BAJ FINAL 46.20 PRELIMINAR 46.20
9	T00002123	GUOXIANG SHEN	1962	CHINA	8,0	49.71 PRELIMINAR 49.71
10	T00000188	HELLRIEGEL PETER	1964	GERMANY	7,0	51.11 PRELIMINAR 51.11
11	T00002436	KERSZBERG JUAN CARLOS	1959	ARGENTINA	6,0	1:03.36 PRELIMINAR :03.36
	T00000609	SEREJKO ROBERT	1966	POLAND	0,0	DES PRELIMINAR
	T00000631	BERGMANN THOMAS JOCHEN	1958	GERMANY	0,0	BAJ PRELIMINAR
	T00000478	KAILAS KAMRON	1967	THAILAND	0,0	NP PRELIMINAR

 SUS: SUSTITUCIONES
 RT: RETIRADO

 NP: NO PRESENTADO
 DVI: DESC. VIRAJE IRREGULA

 DSI: DESC. SALIDA IRREGULA DNI: DNI
 DSA: DESC. SALIDA ANTICIP DLI: DESC LLEGADA IRREGUL

 DES: DESCALIFICADO
 BAJ: BAJA

40-49 MASCULINO

RK	Licencia	Nombre	Año	Club	Pts.	Resultado
1	T00002006	BURROWS MATTHEW	1977	GREAT BRIT	19,0	34.64 WR FINAL
						34.64
						35.06 PRELIMINAR
						35.06
2	T00002301	MACHADO RODRIGO CRISTIANO	1972	BRAZIL	16,0	35.41 FINAL
						35.41
						36.06 PRELIMINAR
						36.06
3	T00000361	CONTRERAS CASTILLO JUAN JOSE	1973	MEXICO	14,0	36.72 FINAL
						36.72
						37.28 PRELIMINAR
						37.28
4	T00000604	LEWANDOWSKI ANDRZEJ	1968	POLAND	13,0	40.06 FINAL
						40.06
						41.95 PRELIMINAR
						41.95
5	T00001245	PULIK RAN	1968	GREAT BRIT	12,0	40.76 FINAL
						40.76
						40.00 PRELIMINAR
						40.00
6	T00002085	LEAL MARCO ANTONIO	1969	MEXICO	11,0	41.98 FINAL
						41.98
						41.14 PRELIMINAR
						41.14
7	T00002086	JIANHUI TANG	1972	CHINA	10,0	42.36 FINAL
						42.36
						44.69 PRELIMINAR
						44.69
8	T00001133	CRiado CARLOS	1974	SPAIN	9,0	44.14 FINAL
						44.14
						43.65 PRELIMINAR
						43.65
9	T00001145	JOHN DOLLERY STEVEN	1968	AUSTRALIA	8,0	52.29 PRELIMINAR
						52.29
10	T00001898	DINAEI WOLF DINAEI	1971	BRAZIL	7,0	52.77 PRELIMINAR
						52.77
11	T00001687	KHEFACHA RIADH	1968	TUNISIA	6,0	55.99 PRELIMINAR
						55.99
12	T00000878	PLEBS ALEXANDER	1970	GERMANY	5,0	58.10 PRELIMINAR
						58.10
13	T00001456	BEL LUDOVIC	1976	FRANCE	4,0	1:16.66 PRELIMINAR
						1:16.66

 SUS: SUSTITUCIONES
 RT: RETIRADO

 NP: NO PRESENTADO
 DVI: DESC. VIRAJE IRREGULA

 DSI: DESC. SALIDA IRREGULA DNI: DNI
 DSA: DESC. SALIDA ANTICIP DLI: DESC LLEGADA IRREGUL

 DES: DESCALIFICADO
 BAJ: BAJA

30-39 MASCULINO

RK	Licencia	Nombre	Año	Club	Pts.	Resultado
1	T00001757	BRETT MICHAEL GREY	1978	CANADA	50	32.88 32.88 WR
2	T00000607	ZIMKOWSKI DAWIN	1981	POLAND	50	34.34 34.34
3	T00002454	RODRIGUEZ PABLO	1985	ARGENTINA	50	38.08 38.08
4	T00000704	JANCZEWSKI JAKUB	1984	POLAND	50	38.59 38.59
5	T00002476	SACHERO HERNAN	1978	ARGENTINA	50	38.66 38.66
6	T00001208	SEARSON STEPHEN	1981	AUSTRALIA	50	43.33 43.33
7	T00001475	BIGEL GREGORY	1978	FRANCE	50	1:05.77 :05.77

 SUS: SUSTITUCIONES
 RT: RETIRADO

 NP: NO PRESENTADO
 DVI: DESC. VIRAJE IRREGULA

 DSI: DESC. SALIDA IRREGULA
 DNI: DNI
 DSA: DESC. SALIDA ANTICIP
 DLI: DESC LLEGADA IRREGUL

 DES: DESCALIFICADO
 BAJ: BAJA

18-29 MASCULINO

RK	Licencia	Nombre	Año	Club	Pts.	Resultado
1	T00002026	BENNETT DECLAN	1999	GREAT BRIT	19,0	34.70
2	T00002292	KORCSIK ADAM L	1997	HUNGARY	16,0	41.33
3	T00001284	VAN HULZEN LARS	1997	NETHERLAND	14,0	41.78
4	T00001804	BREJNAK PIOTR	1994	POLAND	13,0	45.05
5	T00001588	CLASS GAVIN	1992	UNITED STAT	12,0	45.40
6	T00000522	STEPNIAK JAN	1988	POLAND	11,0	51.39

 SUS: SUSTITUCIONES
 RT: RETIRADO

 NP: NO PRESENTADO
 DVI: DESC. VIRAJE IRREGULA

 DSI: DESC. SALIDA IRREGULA
 DSA: DESC. SALIDA ANTICIP

 DNI: DNI
 DLI: DESC LLEGADA IRREGUL
 BAJ: BAJA

DES: DESCALIFICADO



SW.RESULTADOS_PRUEBA_CA

Información correcta a 13:18:11 28/06/2017

1 / 1

Sistemas de Información, MSL Software - www.msl.es



15-17 FEMENINO

RK	Licencia	Nombre	Año	Club	Pts.	Resultado
1	T00000869	HENRY KRISTEN	2001	SOUTH AFRI	19,0	39.16 WR
2	T00000327	ARMSTRONG ALICIA	2001	GREAT BRIT	16,0	40.35

12-14 FEMENINO

RK	Licencia	Nombre	Año	Club	Pts.	Resultado
1	T00002051	DE ROSSI DANIELA	2004	ITALY	19,0	42.33 WR
2	T00001596	WOODEN GWENDOLYNN	2004	UNITED STAT	16,0	43.14
3	T00000143	GREENWOOD ELLIE LOUISE	2005	GREAT BRIT	14,0	46.11
4	T00000481	SEMENIUK ALICIA	2005	CANADA	13,0	47.80
5	T00001234	SIMPSON HOLLIE MARY	2003	GREAT BRIT	12,0	52.43
6	T00002334	SÜLI FLORA ANETT	2003	HUNGARY	11,0	52.89

SUS: SUSTITUCIONES NP: NO PRESENTADO DSI: DESC. SALIDA IRREGULA DNI: DNI DES: DESCALIFICADO
 RT: RETIRADO DVI: DESC. VIRAJE IRREGULA DSA: DESC. SALIDA ANTICIP DLI: DESC LLEGADA IRREGUL BAJ: BAJA

MSL SW.RESULTADOS_PRUEBA_CA Información correcta a 13:20:00 28/06/2017

1 / 1

SPORTEC Sistemas de Información, MSL Software - www.msl.es

15-17 MASCULINO

RK	Licencia	Nombre	Año	Club		Pts.	Resultado
1	T00000180	BONNELL RHYS PETER	2001	GREAT BRIT	50' 35.74	19,0	35.74
2	T00000292	MEIKLE PAUL	2002	GREAT BRIT	50' 38.33	16,0	38.33

12-14 MASCULINO

RK	Licencia	Nombre	Año	Club		Pts.	Resultado
1	T00001499	BOUCHAMA RAYAN	2004	FRANCE	50' 1:04.30	19,0	1:04.30
2	T00000944	SMAZAK TOMAS	2003	REPUBLIC CZ	50' 1:07.34	16,0	1:07.34

SUS: SUSTITUCIONES NP: NO PRESENTADO DSI: DESC. SALIDA IRREGULA DNI: DNI DES: DESCALIFICADO
 RT: RETIRADO DVI: DESC. VIRAJE IRREGULA DSA: DESC. SALIDA ANTICIP DLI: DESC LLEGADA IRREGUL BAJ: BAJA

SW.RESULTADOS_PRUEBA_CA Información correcta a 13:25:25 28/06/2017

1 / 1

70 AND OVER FEMENINO

RK	Licencia	Nombre	Año	Club	Pts.	Resultado
1	T00000176	ALBROW MARY	1944	AUSTRALIA	19,0	2:11.68 WR

SUS: SUSTITUCIONES NP: NO PRESENTADO DSI: DESC. SALIDA IRREGULA DNI: DNI DES: DESCALIFICADO
 RT: RETIRADO DVI: DESC. VIRAJE IRREGULA DSA: DESC. SALIDA ANTICIP DLI: DESC LLEGADA IRREGUL BAJ: BAJA

60-69 FEMENINO

RK	Licencia	Nombre	Año	Club					Pts.	Resultado
1	T00001288	ROCKELL KAREN	1955	GREAT BRIT	50	51.37	100	1:44.81	19,0	1:44.81
						51.37		53.44		
2	T00000215	GREENWAY BRIGGETTA MARIA	1957	GREAT BRIT	50	49.91	100	1:45.14	16,0	1:45.14
						49.91		55.23		
3	T00001328	JESZENKOVITS JUDIT	1954	HUNGARY	50	49.33	100	1:46.01	14,0	1:46.01
						49.33		56.68		
4	T00000749	GERLACH KATHLEEN DIANE	1954	UNITED STAT	50	1:20.78	100	2:45.39	13,0	2:45.39
						:20.78		:24.61		
	T00000491	MARTIN ALLEGRA JANE	1954	GREAT BRIT					0,0	BAJ

 SUS: SUSTITUCIONES
 RT: RETIRADO

 NP: NO PRESENTADO
 DVI: DESC. VIRAJE IRREGULA

 DSI: DESC. SALIDA IRREGULA
 DNI: DNI
 DSA: DESC. SALIDA ANTICIP

 DES: DESCALIFICADO
 DLI: DESC LLEGADA IRREGUL
 BAJ: BAJA

50-59 FEMENINO

RK	Licencia	Nombre	Año	Club	50		100		Pts.	Resultado
1	T00000189	ZUPPAN-HOOD PATRICIA JUDE	1964	UNITED STAT	34.74	34.74	1:16.02	41.28	19,0	1:16.02
2	T00002104	GARCIA OLIVAS MANUELA	1966	SPAIN	43.08	43.08	1:27.93	44.85	16,0	1:27.93
3	T00000183	WHITWORTH CATHERINE MARGARET	1964	GREAT BRIT	41.77	41.77	1:28.11	46.34	14,0	1:28.11
4	T00000900	BERENTE JUDIT	1963	HUNGARY	46.00	46.00	1:34.02	48.02	13,0	1:34.02
5	T00000792	FERGUSON GILLIAN	1963	GREAT BRIT	46.47	46.47	1:35.70	49.23	12,0	1:35.70
6	T00000090	LANE PAMELA HELEN	1962	GREAT BRIT	46.44	46.44	1:46.81	:00.37	11,0	1:46.81
7	T00000677	BREESE THOMAS ROWENA	1960	GREAT BRIT	54.74	54.74	1:56.58	:01.84	10,0	1:56.58
8	T00000112	BARTLETT JANE MAINWARING	1959	AUSTRALIA	58.66	58.66	2:10.14	:11.48	9,0	2:10.14

 SUS: SUSTITUCIONES
 RT: RETIRADO

 NP: NO PRESENTADO
 DVI: DESC. VIRAJE IRREGULA

 DSI: DESC. SALIDA IRREGULA
 DNI: DNI
 DSA: DESC. SALIDA ANTICIP
 DLI: DESC LLEGADA IRREGUL

 DES: DESCALIFICADO
 BAJ: BAJA

40-49 FEMENINO

RK	Licencia	Nombre	Año	Club	50		100		Pts.	Resultado
1	T00000452	DU PLESSIS LISA	1971	SOUTH AFRI	34.73	34.73	1:12.86	38.13	19,0	1:12.86 WR
2	T00002481	ESCUDERO ROSAURA	1971	ARGENTINA	38.12	38.12	1:24.37	46.25	16,0	1:24.37
3	T00000322	CARROLL TRACY	1975	GREAT BRIT	38.13	38.13	1:25.35	47.22	14,0	1:25.35
4	T00002534	FORSHER HAGIT	1976	ISRAEL	44.94	44.94	1:37.69	52.75	13,0	1:37.69
5	T00000098	BENNETT SUSAN	1973	GREAT BRIT	42.11	42.11	1:45.83	:03.72	12,0	1:45.83
	T00000015	FAUL DEIRDRE	1968	IRELAND					0,0	DES
	T00001950	ESPEJO CAROLINA	1969	ARGENTINA					0,0	BAJ
	T00000421	GAUVIN-FERNANDES PAMELA	1968	UNITED STAT					0,0	NP
	T00002109	CASTILLO MARIBEL CRISTINA	1971	VENEZUELA					0,0	NP

 SUS: SUSTITUCIONES
 RT: RETIRADO

 NP: NO PRESENTADO
 DVI: DESC. VIRAJE IRREGULA

 DSI: DESC. SALIDA IRREGULA
 DNI: DNI
 DSA: DESC. SALIDA ANTICIP
 DLI: DESC LLEGADA IRREGUL

 DES: DESCALIFICADO
 BAJ: BAJA

30-39 FEMENINO

RK	Licencia	Nombre	Año	Club		Pts.	Resultado
1	T00001188	VAN KEMPEN EVY	1986	NETHERLAND	50 40.58 100 1:27.26 40.58 46.68	19,0	1:27.26
2	T00002358	HABEGGER JESSICA	1984	SWITZERLAN	50 43.22 100 1:31.75 43.22 48.53	16,0	1:31.75
3	T00001016	WERLEIN HOLLY M.	1984	UNITED STAT	50 43.61 100 1:44.73 43.61 :01.12	14,0	1:44.73
4	T00002529	ORTEGA FERNANDEZ NOELIA	1980	SPAIN	50 49.55 100 1:45.08 49.55 55.53	13,0	1:45.08
5	T00001811	VARGAS SONIA CAROLINA	1982	COLOMBIA	50 1:01.20 100 2:19.22 :01.20 :18.02	12,0	2:19.22
	T00000377	PENTHER JANKA	1982	GREAT BRIT		0,0	BAJ

 SUS: SUSTITUCIONES
 RT: RETIRADO

 NP: NO PRESENTADO
 DVI: DESC. VIRAJE IRREGULA

 DSI: DESC. SALIDA IRREGULA
 DSA: DESC. SALIDA ANTICIP

 DNI: DNI
 DLI: DESC LLEGADA IRREGUL
 BAJ: BAJA

DES: DESCALIFICADO



SW.RESULTADOS_PRUEBA_CA

Información correcta a 13:36:32 28/06/2017

1 / 1

Sistemas de Información, MSL Software - www.msl.es

18-29 FEMENINO

RK	Licencia	Nombre	Año	Club	50		100		Pts.	Resultado
1	T00000819	MACKENZIE NICOLE	1997	GREAT BRIT	32.60	32.60	1:09.27	36.67	19,0	1:09.27 WR
2	T00001320	GYURKÓ ALEXANDRA	1996	HUNGARY	35.93	35.93	1:15.35	39.42	16,0	1:15.35
3	T00000210	RUSS ELLEN CHARLOTTE	1998	GREAT BRIT	39.11	39.11	1:25.17	46.06	14,0	1:25.17
4	T00001606	LAM YIN TSUN	1999	HONG KONG	41.36	41.36	1:27.73	46.37	13,0	1:27.73
5	T00000285	MEE LUCIA QUINNEY	1999	GREAT BRIT	42.21	42.21	1:36.91	54.70	12,0	1:36.91
6	T00002499	PEREZ JULIETA	1998	ARGENTINA	45.86	45.86	1:53.27	:07.41	11,0	1:53.27
7	T00000927	DAFFLON EMILIE	1994	SWITZERLAN	55.63	55.63	2:01.25	:05.62	10,0	2:01.25

 SUS: SUSTITUCIONES
 RT: RETIRADO

 NP: NO PRESENTADO
 DVI: DESC. VIRAJE IRREGULA

 DSI: DESC. SALIDA IRREGULA
 DNI: DNI
 DSA: DESC. SALIDA ANTICIP
 DLI: DESC LLEGADA IRREGUL

 DES: DESCALIFICADO
 BAJ: BAJA


SW.RESULTADOS_PRUEBA_CA Información correcta a 13:51:34 28/06/2017

1 / 1

Sistemas de Información, MSL Software - www.msl.es



70 AND OVER MASCULINO

RK	Licencia	Nombre	Año	Club				Pts.	Resultado	
1	T00000038	NOBLE WILLIAM	1947	GREAT BRIT	50	37.94	100	1:25.28	19,0	1:25.28
						37.94		47.34		

SUS: SUSTITUCIONES NP: NO PRESENTADO DSI: DESC. SALIDA IRREGULA DNI: DNI DES: DESCALIFICADO
 RT: RETIRADO DVI: DESC. VIRAJE IRREGULA DSA: DESC. SALIDA ANTICIP DLI: DESC LLEGADA IRREGUL BAJ: BAJA

60-69 MASCULINO

RK	Licencia	Nombre	Año	Club					Pts.	Resultado
1	T00001149	WAKAMATSU CHIKARA	1955	JAPAN	50	35.15	100	1:15.67	19,0	1:15.67 WR
						35.15		40.52		
2	T00002075	JINXIANG LU	1956	CHINA	50	38.19	100	1:22.67	16,0	1:22.67
						38.19		44.48		
3	T00000729	NELIS FRED	1955	UNITED STAT	50	38.98	100	1:23.00	14,0	1:23.00
						38.98		44.02		
4	T00000099	RANDERSON SIMON	1957	GREAT BRIT	50	41.49	100	1:25.68	13,0	1:25.68
						41.49		44.19		
5	T00000541	CASH GREGORY ANTHONY	1950	AUSTRALIA	50	50.61	100	1:43.60	12,0	1:43.60
						50.61		52.99		
6	T00000012	HEFFERNAN PETER	1956	IRELAND	50	50.55	100	1:45.58	11,0	1:45.58
						50.55		55.03		
	T00001138	GLENNON TOM	1948	UNITED STAT					0,0	BAJ
	T00000984	DREVIKOVSKY TOMAS	1950	REPUBLIC CZ					0,0	BAJ
	T00000774	BETTINELLI GIULIO	1948	ITALY					0,0	NP

 SUS: SUSTITUCIONES
 RT: RETIRADO

 NP: NO PRESENTADO
 DVI: DESC. VIRAJE IRREGULA

 DSI: DESC. SALIDA IRREGULA DNI: DNI
 DSA: DESC. SALIDA ANTICIP

 DES: DESCALIFICADO
 DLI: DESC LLEGADA IRREGUL BAJ: BAJA

50-59 MASCULINO

RK	Licencia	Nombre	Año	Club	Pts.	Resultado
1	T00000221	PERCIVAL RICHARD	1962	GREAT BRIT	19,0	1:10.00 FINAL
						1:11.25 PRELIMINAR
2	T00000778	ANSON MICK	1965	GREAT BRIT	16,0	1:11.40 FINAL
						1:18.36 PRELIMINAR
3	T00001381	GARCIA MONTESINOS JOSE	1958	SPAIN	14,0	1:18.92 FINAL
						1:18.41 PRELIMINAR
4	T00000066	BARRIE HAMISH	1963	GREAT BRIT	13,0	1:23.50 FINAL
						1:25.14 PRELIMINAR
5	T00000185	KRASSELT THORSTEN	1964	GERMANY	12,0	1:27.98 FINAL
						1:25.54 PRELIMINAR
6	T00002494	NOVOA GABRIEL	1964	ARGENTINA	11,0	BAJ FINAL
						1:26.56 PRELIMINAR
6	T00000242	CALLEROS HECTOR FRANCISCO	1965	MEXICO	10,0	BAJ FINAL
						1:50.64 PRELIMINAR
6	T00001830	COSTA JOSE FELISBERTO	1962	PORTUGAL	9,0	BAJ FINAL
						1:27.75 PRELIMINAR
	T00000575	VAN EK ARIS JAN	1961	NETHERLAND	0,0	BAJ PRELIMINAR
	T00000821	THANOMPHAN PISIT	1961	THAILAND	0,0	NP PRELIMINAR
	T00001685	BARBA FRANCO ANTONIO	1967	SPAIN	0,0	NP PRELIMINAR
	T00001697	PLESOIANU LUCIAN	1964	ROMANIA	0,0	NP PRELIMINAR

 SUS: SUSTITUCIONES
 RT: RETIRADO

 NP: NO PRESENTADO
 DVI: DESC. VIRAJE IRREGULA

 DSI: DESC. SALIDA IRREGULA DNI: DNI
 DSA: DESC. SALIDA ANTICIP DLI: DESC LLEGADA IRREGUL

 DES: DESCALIFICADO
 BAJ: BAJA

40-49 MASCULINO

RK	Licencia	Nombre	Año	Club				Pts.	Resultado	
1	T00002301	MACHADO RODRIGO CRISTIANO	1972	BRAZIL	50	32.03	100	1:07.79	19,0	1:07.79
						32.03		35.76		
2	T00000361	CONTRERAS CASTILLO JUAN JOSE	1973	MEXICO	50	31.82	100	1:09.05	16,0	1:09.05
						31.82		37.23		
3	T00000668	BARENDESE PETER ARNOLD	1969	NETHERLAND	50	33.77	100	1:16.88	14,0	1:16.88
						33.77		43.11		
4	T00001996	S. WALTER MICHAEL	1970	UNITED STAT	50	36.60	100	1:20.07	13,0	1:20.07
						36.60		43.47		
5	T00001827	OLIVEIRA FRANCISCO EDUARDO	1976	PORTUGAL	50	37.19	100	1:33.28	12,0	1:33.28
						37.19		56.09		
6	T00001294	REYES CANO RAFAEL	1975	SPAIN	50	42.29	100	1:54.31	11,0	1:54.31
						42.29		:12.02		
7	T00001677	HAMMAMI IMRAN	1977	TUNISIA	50	50.41	100	1:59.24	10,0	1:59.24
						50.41		:08.83		
8	T00002238	YASHAR ELI	1968	ISRAEL	50	1:06.19	100	2:40.63	9,0	2:40.63
						:06.19		:34.44		
	T00002371	QUIMBY PETER	1973	UNITED STAT					0,0	BAJ
	T00000546	JOTIKABUKKANA ANUTRA	1968	THAILAND					0,0	BAJ
	T00002297	SEREIR NADJI	1977	SPAIN					0,0	BAJ
	T00001133	CRIADO CARLOS	1974	SPAIN					0,0	BAJ

 SUS: SUSTITUCIONES
 RT: RETIRADO

 NP: NO PRESENTADO
 DVI: DESC. VIRAJE IRREGULA

 DSI: DESC. SALIDA IRREGULA DNI: DNI
 DSA: DESC. SALIDA ANTICIP

 DES: DESCALIFICADO
 DLI: DESC LLEGADA IRREGUL BAJ: BAJA

30-39 MASCULINO

RK	Licencia	Nombre	Año	Club	50		100		Pts.	Resultado	
1	T00002485	FERRINI LUCAS	1980	ARGENTINA	29.09	29.09	59.68	30.59	19,0	59.68	WR FINAL
					29.07	29.07	1:01.21	32.14		1:01.21	PRELIMINAR
2	T00000908	JANSEN VAN RENSBURG T.F.	1985	SOUTH AFRI	29.26	29.26	1:02.81	33.55	16,0	1:02.81	FINAL
					28.64	28.64	1:03.29	34.65		1:03.29	PRELIMINAR
3	T00001757	BRETT MICHAEL GREY	1978	CANADA	29.59	29.59	1:03.02	33.43	14,0	1:03.02	FINAL
					32.19	32.19	1:09.73	37.54		1:09.73	PRELIMINAR
4	T00002257	RAYMOND BENOIT	1982	CANADA	30.48	30.48	1:04.74	34.26	13,0	1:04.74	FINAL
					34.92	34.92	1:13.46	38.54		1:13.46	PRELIMINAR
5	T00002150	NEUHÄUSER EMERAN	1985	GERMANY	35.65	35.65	1:18.43	42.78	12,0	1:18.43	FINAL
					34.39	34.39	1:15.65	41.26		1:15.65	PRELIMINAR
6	T00001208	SEARSON STEPHEN	1981	AUSTRALIA	40.78	40.78	1:26.12	45.34	11,0	1:26.12	FINAL
					38.60	38.60	1:24.91	46.31		1:24.91	PRELIMINAR
7	T00002454	RODRIGUEZ PABLO	1985	ARGENTINA					10,0	BAJ	FINAL
					34.67	34.67	1:13.13	38.46		1:13.13	PRELIMINAR
7	T00001674	SEPASI SEPEHR	1981	REPUBLIC OF					9,0	BAJ	FINAL
					35.82	35.82	1:17.85	42.03		1:17.85	PRELIMINAR
9	T00002081	SIGIN CAGIN	1981	TURKEY	47.86	47.86	2:13.61	25.75	8,0	2:13.61	PRELIMINAR
10	T00002079	URGENC EMRE	1983	TURKEY	46.18	46.18	2:21.12	34.94	7,0	2:21.12	PRELIMINAR
11	T00000070	DOLEZAL ANDRE	1979	SWITZERLAN	1:03.37	1:03.37	2:36.64	33.27	6,0	2:36.64	PRELIMINAR
	T00002050	ZAMORA FRANCISCO	1983	SPAIN					0,0	NP	PRELIMINAR
	T00001818	ORTEGA RAMÓN	1978	SPAIN					0,0	NP	PRELIMINAR
	T00001874	ZITANI MOURAD	1981	ALGERIA					0,0	NP	PRELIMINAR

 SUS: SUSTITUCIONES
 RT: RETIRADO

 NP: NO PRESENTADO
 DVI: DESC. VIRAJE IRREGULA

 DSI: DESC. SALIDA IRREGULA
 DNI: DNI
 DSA: DESC. SALIDA ANTICIP
 DLI: DESC LLEGADA IRREGUL

 DES: DESCALIFICADO
 BAJ: BAJA

18-29 MASCULINO

RK	Licencia	Nombre	Año	Club	50		100		Pts.	Resultado
1	T00000113	BARNETT LIAM	1988	GREAT BRIT	26.76	26.76	56.17	29.41	19,0	56.17
2	T00000370	CARRINGTON GALEN LEBAN	1990	UNITED STAT	29.17	29.17	1:05.70	36.53	16,0	1:05.70
3	T00001049	HEYCOCK KIERAN	1996	GREAT BRIT	30.38	30.38	1:06.78	36.40	14,0	1:06.78
4	T00000817	DAWS ETHAN JAMES	1999	AUSTRALIA	32.77	32.77	1:11.81	39.04	13,0	1:11.81
5	T00001284	VAN HULZEN LARS	1997	NETHERLAND	33.74	33.74	1:14.05	40.31	12,0	1:14.05
6	T00001588	CLASS GAVIN	1992	UNITED STAT			1:29.53	:29.53	11,0	1:29.53
	T00002487	GARRIDO CRISTIAN	1991	ARGENTINA					0,0	BAJ
	T00000988	PRETORIUS KOENRAAD FREDERIK	1991	SOUTH AFRI					0,0	BAJ
	T00001673	SALIMI MAHDI	1998	REPUBLIC OF					0,0	BAJ

 SUS: SUSTITUCIONES
 RT: RETIRADO

 NP: NO PRESENTADO
 DVI: DESC. VIRAJE IRREGULA

 DSI: DESC. SALIDA IRREGULA
 DNI: DNI
 DSA: DESC. SALIDA ANTICIP
 DLI: DESC LLEGADA IRREGUL

 DES: DESCALIFICADO
 BAJ: BAJA

15-17 FEMENINO

RK	Licencia	Nombre	Año	Club		Pts.	Resultado
1	T00000327	ARMSTRONG ALICIA	2001	GREAT BRIT	50' 38.74 100' 1:20.47 38.74 41.73	19,0	1:20.47
2	T00001885	REDGATE EMMA FIONA	2001	GREAT BRIT	50' 44.26 100' 1:29.95 44.26 45.69	16,0	1:29.95
	T00002035	BRANCATO EMMA OLIVIA	2001	SWITZERLAN		0,0	BAJ

12-14 FEMENINO

RK	Licencia	Nombre	Año	Club		Pts.	Resultado
1	T00002051	DE ROSSI DANIELA	2004	ITALY	50' 40.32 100' 1:21.83 40.32 41.51	19,0	1:21.83 WR
2	T00002012	SIEBRECHT ALLEXIS	2003	CANADA	50' 44.84 100' 1:45.14 44.84 :00.30	16,0	1:45.14
	T00002174	FRENCH MIYA YOSHIHATA	2004	UNITED STAT		0,0	BAJ

 SUS: SUSTITUCIONES
 RT: RETIRADO

 NP: NO PRESENTADO
 DVI: DESC. VIRAJE IRREGULA

 DSI: DESC. SALIDA IRREGULA DNI: DNI
 DSA: DESC. SALIDA ANTICIP

 DES: DESCALIFICADO
 DLI: DESC LLEGADA IRREGUL BAJ: BAJA

15-17 MASCULINO

RK	Licencia	Nombre	Año	Club					Pts.	Resultado
1	T00000180	BONNELL RHYS PETER	2001	GREAT BRIT	50	31.04	100	1:06.76	19,0	1:06.76
						31.04		35.72		
2	T00000292	MEIKLE PAUL	2002	GREAT BRIT	50	33.13	100	1:11.26	16,0	1:11.26
						33.13		38.13		
3	T00001817	MOLNAR FARKAS MARK	2000	HUNGARY	50	33.77	100	1:19.61	14,0	1:19.61
						33.77		45.84		
	T00000001	DE JAGER JOHAN CHRISTOF	2002	SOUTH AFRI					0,0	BAJ

12-14 MASCULINO

RK	Licencia	Nombre	Año	Club					Pts.	Resultado
1	T00002536	BERLAU MARCEL	2004	GERMANY	50	51.29	100	2:03.99	19,0	2:03.99
						51.29		:12.70		
2	T00000944	SMAZAK TOMAS	2003	REPUBLIC CZ	50	1:25.03	100	2:44.84	16,0	2:44.84
						:25.03		:19.81		

 SUS: SUSTITUCIONES
 RT: RETIRADO

 NP: NO PRESENTADO
 DVI: DESC. VIRAJE IRREGULA

 DSI: DESC. SALIDA IRREGULA DNI: DNI
 DSA: DESC. SALIDA ANTICIP DLI: DESC LLEGADA IRREGUL

 DES: DESCALIFICADO
 BAJ: BAJA

9-11 MASCULINO

RK	Licencia	Nombre	Año	Club		Pts.	Resultado
1	T00001688	CARTRON ALEK	2008	FRANCE	50 1:00.61 :00.61	19,0	1:00.61

SUS: SUSTITUCIONES
RT: RETIRADONP: NO PRESENTADO
DVI: DESC. VIRAJE IRREGULADSI: DESC. SALIDA IRREGULA
DSA: DESC. SALIDA ANTICIPDNI: DNI
DLI: DESC LLEGADA IRREGUL
DES: DESCALIFICADO
BAJ: BAJA

RK	Club	Nombre	Club					Pts.	Resultado	
1	T0005	GREAT BRITAIN AND NORTHER	GREAT BRITAIN A	50	31.66	1:08.39	1:42.33	2:13.39	38,0	2:13.39
					31.66	36.73	33.94	31.06		
2	T0016	ARGENTINA	ARGENTINA	50	39.04	1:19.83	1:19.97	2:33.04	32,0	2:33.04
					39.04	40.79	0.14	:13.07		
3	T0004	UNITED STATES	UNITED STATES	50	45.38	1:18.93	2:03.48	2:34.12	28,0	2:34.12
					45.38	33.55	44.55	30.64		
4	T0002	HUNGARY	HUNGARY	50	35.57	1:16.35	1:57.04	2:34.74	26,0	2:34.74
					35.57	40.78	40.69	37.70		
5	T0009	AUSTRALIA	AUSTRALIA	50	59.53	1:50.40	2:24.36	2:58.17	24,0	2:58.17
					59.53	50.87	33.96	33.81		
6	T0001	FRANCE	FRANCE	50	44.37	1:24.73	2:17.65	3:23.38	22,0	3:23.38
					44.37	40.36	52.92	:05.73		
	T0008	CANADA	CANADA						0,0	BAJ
	T0018	SWITZERLAND	SWITZERLAND						0,0	BAJ
	T0040	IRELAND	IRELAND						0,0	BAJ

 SUS: SUSTITUCIONES
 RT: RETIRADO

 NP: NO PRESENTADO
 DVI: DESC. VIRAJE IRREGULA

 DSI: DESC. SALIDA IRREGULA DNI: DNI
 DSA: DESC. SALIDA ANTICIP DLI: DESC LLEGADA IRREGUL

 DES: DESCALIFICADO
 BAJ: BAJA

RK	Club	Nombre	Club					Pts.	Resultado					
1	T0005	GREAT BRITAIN AND NORTHER	GREAT BRITAIN A	50	33.11	100	1:06.60	150	1:37.05	200	2:06.46	38,0	2:06.46	WR
					33.11		33.49		30.45		29.41			
2	T0016	ARGENTINA	ARGENTINA	50	38.09	100	1:17.51	150	1:51.07	200	2:17.97	32,0	2:17.97	
					38.09		39.42		33.56		26.90			
3	T0024	POLAND	POLAND	50	38.63	100	1:17.20	150	1:46.97	200	2:18.79	28,0	2:18.79	
					38.63		38.57		29.77		31.82			
4	T0004	UNITED STATES	UNITED STATES	50	45.99	100	1:23.98	150	1:52.71	200	2:25.44	26,0	2:25.44	
					45.99		37.99		28.73		32.73			
5	T0012	SPAIN	SPAIN	50	52.33	100	1:32.70	150	2:04.63	200	2:38.88	24,0	2:38.88	
					52.33		40.37		31.93		34.25			
6	T0010	GERMANY	GERMANY	50	45.89	100	1:28.93	150	2:07.34	200	2:42.09	22,0	2:42.09	
					45.89		43.04		38.41		34.75			
7	T0002	HUNGARY	HUNGARY	50	44.36	100	1:24.80	150	2:09.04	200	2:42.84	20,0	2:42.84	
					44.36		40.44		44.24		33.80			
8	T0009	AUSTRALIA	AUSTRALIA	50	44.83	100	1:34.29	150	2:15.53	200	2:59.75	18,0	2:59.75	
					44.83		49.46		41.24		44.22			
9	T0014	NETHERLANDS	NETHERLANDS	50	40.44	100	1:50.33	150	2:28.63	200	3:01.39	16,0	3:01.39	
					40.44		:09.89		38.30		32.76			
	T0001	FRANCE	FRANCE									0,0	BAJ	
	T0008	CANADA	CANADA									0,0	BAJ	
	T0017	ITALY	ITALY									0,0	BAJ	
	T0018	SWITZERLAND	SWITZERLAND									0,0	BAJ	
	T0019	SOUTH AFRICA	SOUTH AFRICA									0,0	BAJ	
	T0023	MEXICO	MEXICO									0,0	BAJ	
	T0027	PORTUGAL	PORTUGAL									0,0	BAJ	
	T0029	CHINA	CHINA									0,0	BAJ	
	T0031	REPUBLIC OF IRAN, ISLAMIC	REPUBLIC OF IRA									0,0	BAJ	

 SUS: SUSTITUCIONES
 RT: RETIRADO

 NP: NO PRESENTADO
 DVI: DESC. VIRAJE IRREGULA

 DSI: DESC. SALIDA IRREGULA
 DSA: DESC. SALIDA ANTICIP

 DNI: DNI
 DLI: DESC LLEGADA IRREGUL

 DES: DESCALIFICADO
 BAJ: BAJA

60-69 FEMENINO

RK	Licencia	Nombre	Año	Club	Pts.	Resultado											
1	T00000215	GREENWAY BRIGGETTA MARIA	1957	GREAT BRIT	19,0												
		50	2:57.43	100	1:54.81	150	4:01.96	250	5:06.10	300	6:11.00	350	7:15.95	400	8:17.17	WR	
			:57.43		0.00		:01.96		:04.14		:04.90		:04.95		:01.22		
2	T00002149	RUDOLPH SUE	1952	UNITED STAT	16,0												
		50	1:46.24	100	3:53.77	150	5:59.69	200	8:06.25	250	10:16.11	300	12:19.48	350	14:25.15	400	16:32.98
			:46.24		:07.53		:05.92		:06.56		:09.86		:03.37		:05.67		:07.83

 SUS: SUSTITUCIONES
 RT: RETIRADO

 NP: NO PRESENTADO
 DVI: DESC. VIRAJE IRREGULA

 DSI: DESC. SALIDA IRREGULA DNI: DNI
 DSA: DESC. SALIDA ANTICIP

 DES: DESCALIFICADO
 DLI: DESC LLEGADA IRREGUL BAJ: BAJA

50-59 FEMENINO

RK	Licencia	Nombre	Año	Club	Pts.	Resultado
1	T00001368	TABORDA MARIA	1967	PORTUGAL	19,0	
		50 45.20 ¹ 1:35.46 ¹ 2:26.78 ¹ 3:18.69 ¹ 4:11.44 ¹ 5:04.22 ¹ 5:57.07 ¹ 6:48.70 ¹				6:48.70 WR
		45.20 ¹ 50.26 ¹ 51.32 ¹ 51.91 ¹ 52.75 ¹ 52.78 ¹ 52.85 ¹ 51.63 ¹				
2	T00002104	GARCIA OLIVAS MANUELA	1966	SPAIN	16,0	
		50 45.42 ¹ 1:35.78 ¹ 2:28.96 ¹ 3:22.52 ¹ 4:17.07 ¹ 5:11.93 ¹ 6:06.11 ¹ 6:57.61 ¹				6:57.61
		45.42 ¹ 50.36 ¹ 53.18 ¹ 53.56 ¹ 54.55 ¹ 54.86 ¹ 54.18 ¹ 51.50 ¹				
3	T00000183	WHITWORTH CATHERINE MARGARET	1964	GREAT BRIT	14,0	
		50 44.24 ¹ 1:36.07 ¹ 2:30.61 ¹ 3:26.95 ¹ 4:23.10 ¹ 5:19.99 ¹ 6:17.89 ¹ 7:11.01 ¹				7:11.01
		44.24 ¹ 51.83 ¹ 54.54 ¹ 56.34 ¹ 56.15 ¹ 56.89 ¹ 57.90 ¹ 53.12 ¹				
4	T00000900	BERENTE JUDIT	1963	HUNGARY	13,0	
		50 48.78 ¹ 1:45.26 ¹ 2:44.10 ¹ 3:42.90 ¹ 4:41.88 ¹ 5:41.42 ¹ 6:39.17 ¹ 7:30.86 ¹				7:30.86
		48.78 ¹ 56.48 ¹ 58.84 ¹ 58.80 ¹ 58.98 ¹ 59.54 ¹ 57.75 ¹ 51.69 ¹				
5	T00001725	GUIARD CATHERINE	1959	FRANCE	12,0	
		50 48.47 ¹ 1:42.93 ¹ 2:40.01 ¹ 3:38.84 ¹ 4:37.70 ¹ 5:37.39 ¹ 6:35.78 ¹ 7:32.31 ¹				7:32.31
		48.47 ¹ 54.46 ¹ 57.08 ¹ 58.83 ¹ 58.86 ¹ 59.69 ¹ 58.39 ¹ 56.53 ¹				
6	T00000677	BREESE THOMAS ROWENA	1960	GREAT BRIT	11,0	
		50 54.82 ¹ 1:59.84 ¹ 3:10.78 ¹ 4:21.97 ¹ 5:30.05 ¹ 6:37.45 ¹ 7:45.25 ¹ 8:51.41 ¹				8:51.41
		54.82 ¹ :05.02 ¹ :10.94 ¹ :11.19 ¹ :08.08 ¹ :07.40 ¹ :07.80 ¹ :06.16 ¹				
7	T00000624	FITZSIMONS CAROL LYNNE	1964	UNITED STAT	10,0	
		50 1:02.68 ¹ 2:14.00 ¹ 3:27.96 ¹ 4:41.49 ¹ 5:55.58 ¹ 7:09.49 ¹ 8:33.82 ¹ 9:45.71 ¹				9:45.71
		:02.68 ¹ :11.32 ¹ :13.96 ¹ :13.53 ¹ :14.09 ¹ :03.91 ¹ :34.33 ¹ :11.89 ¹				
8	T00000234	CHUDY DEBORAH CLAIRE	1961	GREAT BRIT	9,0	
		50 55.44 ¹ 2:02.20 ¹ 3:15.10 ¹ 4:30.88 ¹ 5:51.81 ¹ 7:10.84 ¹ 8:31.74 ¹ 9:49.69 ¹				9:49.69
		55.44 ¹ :06.76 ¹ :12.90 ¹ :15.78 ¹ :20.93 ¹ :19.03 ¹ :20.90 ¹ :17.95 ¹				
9	T00000112	BARTLETT JANE MAINWARING	1959	AUSTRALIA	8,0	
		50 59.80 ¹ 2:15.61 ¹ 3:33.23 ¹ 4:52.06 ¹ 6:10.91 ¹ 7:27.41 ¹ 8:45.63 ¹ 9:57.78 ¹				9:57.78
		59.80 ¹ :15.81 ¹ :17.62 ¹ :18.83 ¹ :18.85 ¹ :16.50 ¹ :18.22 ¹ :12.15 ¹				
10	T00001119	PELLETIER LYNE	1959	CANADA	7,0	
		50 1:19.60 ¹ 2:57.52 ¹ 4:35.70 ¹ 6:13.45 ¹ 7:51.01 ¹ 9:26.50 ¹ 11:02.17 ¹ 12:31.86 ¹				12:31.86
		:19.60 ¹ :37.92 ¹ :38.18 ¹ :37.75 ¹ :37.56 ¹ :35.49 ¹ :35.67 ¹ :29.69 ¹				
	T00000753	HIGMAN DIANA	1963	GREAT BRIT	0,0	BAJ
	T00000583	SCHICK ELIZABETH	1962	SWITZERLAN	0,0	BAJ

SUS: SUSTITUCIONES NP: NO PRESENTADO DSI: DESC. SALIDA IRREGULA DNI: DNI DES: DESCALIFICADO
 RT: RETIRADO DVI: DESC. VIRAJE IRREGULA DSA: DESC. SALIDA ANTICIP DLI: DESC LLEGADA IRREGUL BAJ: BAJA

40-49 FEMENINO

RK	Licencia	Nombre	Año	Club	Pts.	Resultado
1	T00000015	FAUL DEIRDRE	1968	IRELAND	19,0	
		50 41.34 ¹ 100 1:28.13 ¹ 150 2:18.57 ¹ 200 3:09.48 ¹ 250 3:59.39 ¹ 300 4:49.92 ¹ 350 5:40.26 ¹ 400 6:27.89 ¹				6:27.89 WR
		41.34 ¹ 46.79 ¹ 50.44 ¹ 50.91 ¹ 49.91 ¹ 50.53 ¹ 50.34 ¹ 47.63 ¹				
2	T00002481	ESCUDERO ROSAURA	1971	ARGENTINA	16,0	
		50 43.89 ¹ 100 1:35.27 ¹ 150 2:30.18 ¹ 200 3:26.18 ¹ 250 4:23.07 ¹ 300 5:20.40 ¹ 350 6:16.53 ¹ 400 7:07.16 ¹				7:07.16
		43.89 ¹ 51.38 ¹ 54.91 ¹ 56.00 ¹ 56.89 ¹ 57.33 ¹ 56.13 ¹ 50.63 ¹				
3	T00002534	FORSHER HAGIT	1976	ISRAEL	14,0	
		50 50.90 ¹ 100 1:46.76 ¹ 150 2:47.14 ¹ 200 3:49.95 ¹ 250 4:55.15 ¹ 300 6:00.86 ¹ 350 7:04.21 ¹ 400 8:04.40 ¹				8:04.40
		50.90 ¹ 55.86 ¹ :00.38 ¹ :02.81 ¹ :05.20 ¹ :05.71 ¹ :03.35 ¹ :00.19 ¹				
4	T00001215	TIRRONEN ANNE	1968	FINLAND	13,0	
		50 52.77 ¹ 100 1:56.93 ¹ 150 3:05.74 ¹ 200 4:14.27 ¹ 250 5:23.48 ¹ 300 6:29.55 ¹ 350 7:36.77 ¹ 400 8:34.10 ¹				8:34.10
		52.77 ¹ :04.16 ¹ :08.81 ¹ :08.53 ¹ :09.21 ¹ :06.07 ¹ :07.22 ¹ 57.33 ¹				
5	T00000619	GREGAN SHEILA	1969	IRELAND	12,0	
		50 56.47 ¹ 100 2:09.52 ¹ 150 3:27.28 ¹ 200 4:45.77 ¹ 250 6:03.65 ¹ 300 7:21.76 ¹ 350 8:38.76 ¹ 400 9:51.50 ¹				9:51.50
		56.47 ¹ :13.05 ¹ :17.76 ¹ :18.49 ¹ :17.88 ¹ :18.11 ¹ :17.00 ¹ :12.74 ¹				
6	T00001695	CELHAY KARINE	1973	FRANCE	11,0	
		50 1:01.93 ¹ 100 2:13.42 ¹ 150 3:30.39 ¹ 200 4:47.78 ¹ 250 6:07.32 ¹ 300 7:25.68 ¹ 350 8:44.19 ¹ 400 9:53.45 ¹				9:53.45
		:01.93 ¹ :11.49 ¹ :16.97 ¹ :17.39 ¹ :19.54 ¹ :18.36 ¹ :18.51 ¹ :09.26 ¹				
7	T00000649	BYRNES STENZEL ISABEL YURIKO	1972	UNITED STAT	10,0	
		50 1:02.79 ¹ 100 2:18.42 ¹ 150 3:35.60 ¹ 200 4:54.05 ¹ 250 6:14.77 ¹ 300 7:35.28 ¹ 350 8:57.25 ¹ 400 10:12.61 ¹				10:12.61
		:02.79 ¹ :15.63 ¹ :17.18 ¹ :18.45 ¹ :20.72 ¹ :20.51 ¹ :21.97 ¹ :15.36 ¹				
8	T00001406	MC.GOWAN SINEAD	1971	IRELAND	9,0	
		50 57.68 ¹ 100 2:13.08 ¹ 150 3:34.50 ¹ 200 5:00.00 ¹ 250 6:23.11 ¹ 300 7:45.68 ¹ 350 9:10.36 ¹ 400 10:28.31 ¹				10:28.31
		57.68 ¹ :15.40 ¹ :21.42 ¹ :25.50 ¹ :23.11 ¹ :22.57 ¹ :24.68 ¹ :17.95 ¹				
	T00002523	CUTHERBERTSON LISA	1968	AUSTRALIA	0,0	BAJ
	T00001950	ESPEJO CAROLINA	1969	ARGENTINA	0,0	BAJ
	T00002109	CASTILLO MARIBEL CRISTINA	1971	VENEZUELA	0,0	BAJ

 SUS: SUSTITUCIONES
 RT: RETIRADO

 NP: NO PRESENTADO
 DVI: DESC. VIRAJE IRREGULA

 DSI: DESC. SALIDA IRREGULA
 DNI: DNI
 DSA: DESC. SALIDA ANTICIP
 DLI: DESC LLEGADA IRREGUL

 DES: DESCALIFICADO
 BAJ: BAJA

30-39 FEMENINO

RK	Licencia	Nombre	Año	Club	Pts.	Resultado
1	T00000352	COX JODIE MARIE	1981	GREAT BRIT	19,0	
		50 36.34 100 1:17.68 150 2:00.81 200 2:44.68 250 3:29.06 300 4:12.38 350 4:56.01 400 5:37.05				5:37.05
		36.34 41.34 43.13 43.87 44.38 43.32 43.63 41.04				
2	T00000496	BEST JILLIAN	1987	CANADA	16,0	
		50 42.73 100 1:28.59 150 2:16.14 200 3:04.49 250 3:52.54 300 4:41.43 350 5:29.90 400 6:14.54				6:14.54
		42.73 45.86 47.55 48.35 48.05 48.89 48.47 44.64				
3	T00000745	PHILLIPS KATE	1985	AUSTRALIA	14,0	
		50 44.23 100 1:35.11 150 2:31.24 200 3:27.23 250 4:24.54 300 5:20.89 350 6:18.30 400 7:10.63				7:10.63
		44.23 50.88 56.13 55.99 57.31 56.35 57.41 52.33				
4	T00002529	ORTEGA FERNANDEZ NOELIA	1980	SPAIN	13,0	
		50 55.35 100 1:55.91 150 3:00.08 200 4:04.40 250 5:10.12 300 6:14.24 350 7:19.05 400 8:21.43				8:21.43
		55.35 :00.56 :04.17 :04.32 :05.72 :04.12 :04.81 :02.38				
5	T00000193	HALBISH SUZANNE	1980	AUSTRALIA	12,0	
		50 53.24 100 1:59.99 150 3:06.67 200 4:18.59 250 5:27.65 300 6:40.91 350 7:49.06 400 8:57.75				8:57.75
		53.24 :06.75 :06.68 :11.92 :09.06 :13.26 :08.15 :08.69				
6	T00001744	FONSECA PATRICIA	1985	BRAZIL	11,0	
		50 1:00.73 100 2:14.79 150 3:41.43 200 5:08.71 250 6:34.85 300 8:02.37 350 9:23.51 400 10:43.67				10:43.67
		:00.73 :14.06 :26.64 :27.28 :26.14 :27.52 :21.14 :20.16				
	T00001780	ANSÓ ROMEO MARTA	1979	SPAIN	0,0	
						BAJ

SUS: SUSTITUCIONES NP: NO PRESENTADO DSI: DESC. SALIDA IRREGULA DNI: DNI DES: DESCALIFICADO
 RT: RETIRADO DVI: DESC. VIRAJE IRREGULA DSA: DESC. SALIDA ANTICIP DLI: DESC LLEGADA IRREGUL BAJ: BAJA

18-29 FEMENINO

RK	Licencia	Nombre	Año	Club	Pts.	Resultado					
1	T00000519	BAUER SIMONE	1988	GERMANY	19,0	5:39.26 WR					
		50	36.51 ¹ ₁₀₀	1:17.03 ¹ ₁₅₀	1:59.97 ¹ ₂₀₀	2:43.27 ¹ ₂₅₀	3:27.59 ¹ ₃₀₀	4:12.31 ¹ ₃₅₀	4:56.98 ¹ ₄₀₀	5:39.26 ¹ ₄₅₀	
			36.51 ¹	40.52 ¹	42.94 ¹	43.30 ¹	44.32 ¹	44.72 ¹	44.67 ¹	42.28 ¹	
2	T00001320	GYURKÓ ALEXANDRA	1996	HUNGARY	16,0	5:43.97					
		50	37.66 ¹ ₁₀₀	1:18.38 ¹ ₁₅₀	2:01.96 ¹ ₂₀₀	2:46.78 ¹ ₂₅₀	3:32.43 ¹ ₃₀₀	4:17.24 ¹ ₃₅₀	5:01.44 ¹ ₄₀₀	5:43.97 ¹ ₄₅₀	
			37.66 ¹	40.72 ¹	43.58 ¹	44.82 ¹	45.65 ¹	44.81 ¹	44.20 ¹	42.53 ¹	
3	T00000618	GIBSON ELLA	1991	GREAT BRIT	14,0	7:03.47					
		50	42.87 ¹ ₁₀₀	1:32.21 ¹ ₁₅₀	2:27.41 ¹ ₂₀₀	3:23.82 ¹ ₂₅₀	4:21.85 ¹ ₃₀₀	5:16.13 ¹ ₃₅₀	6:12.00 ¹ ₄₀₀	7:03.47 ¹ ₄₅₀	
			42.87 ¹	49.34 ¹	55.20 ¹	56.41 ¹	58.03 ¹	54.28 ¹	55.87 ¹	51.47 ¹	
4	T00001031	ATKINSON JOELLE	1989	UNITED STAT	13,0	8:03.82					
		50	53.57 ¹ ₁₀₀	1:51.57 ¹ ₁₅₀	2:52.46 ¹ ₂₀₀	3:54.79 ¹ ₂₅₀	4:56.98 ¹ ₃₀₀	5:58.77 ¹ ₃₅₀	7:02.28 ¹ ₄₀₀	8:03.82 ¹ ₄₅₀	
			53.57 ¹	58.00 ¹	:00.89 ¹	:02.33 ¹	:02.19 ¹	:01.79 ¹	:03.51 ¹	:01.54 ¹	
5	T00002154	AGUIRRE GALAN ERIKA	1990	MEXICO	12,0	9:05.69					
		50	50.33 ¹ ₁₀₀	1:52.85 ¹ ₁₅₀	3:02.59 ¹ ₂₀₀	4:14.35 ¹ ₂₅₀	5:24.00 ¹ ₃₀₀	6:36.25 ¹ ₃₅₀	7:52.34 ¹ ₄₀₀	9:05.69 ¹ ₄₅₀	
			50.33 ¹	:02.52 ¹	:09.74 ¹	:11.76 ¹	:09.65 ¹	:12.25 ¹	:16.09 ¹	:13.35 ¹	

 SUS: SUSTITUCIONES
 RT: RETIRADO

 NP: NO PRESENTADO
 DVI: DESC. VIRAJE IRREGULA

 DSI: DESC. SALIDA IRREGULA
 DNI: DNI
 DSA: DESC. SALIDA ANTICIP
 DLI: DESC LLEGADA IRREGUL

 DES: DESCALIFICADO
 BAJ: BAJA

70 AND OVER MASCULINO

RK	Licencia	Nombre	Año	Club	Pts.	Resultado					
1	T00000589	KIRKBRIDE ROBERT	1943	AUSTRALIA	19,0	6:55.81					
		50	45.32 ₁ ¹⁰⁰	1:36.42 ₁ ¹⁵⁰	2:28.92 ₁ ²⁰⁰	3:21.66 ₁ ²⁵⁰	4:15.35 ₁ ³⁰⁰	5:08.97 ₁ ³⁵⁰	6:03.27 ₁ ⁴⁰⁰	6:55.81 ₁	
			45.32 ₁	51.10 ₁	52.50 ₁	52.74 ₁	53.69 ₁	53.62 ₁	54.30 ₁	52.54 ₁	
2	T00001523	CANTONI ROBERTO	1946	ITALY	16,0	8:24.46					
		50	56.97 ₁ ¹⁰⁰	2:00.72 ₁ ¹⁵⁰	3:07.84 ₁ ²⁰⁰	4:13.71 ₁ ²⁵⁰	5:21.10 ₁ ³⁰⁰	6:27.00 ₁ ³⁵⁰	7:29.37 ₁ ⁴⁰⁰	8:24.46 ₁	
			56.97 ₁	:03.75 ₁	:07.12 ₁	:05.87 ₁	:07.39 ₁	:05.90 ₁	:02.37 ₁	55.09 ₁	
3	T00002206	UOTINEN VEIJO	1945	FINLAND	14,0	9:51.33					
		50	1:06.09 ₁ ¹⁰⁰	2:17.35 ₁ ¹⁵⁰	3:31.24 ₁ ²⁰⁰	4:45.30 ₁ ²⁵⁰	6:02.29 ₁ ³⁰⁰	7:18.31 ₁ ³⁵⁰	8:35.88 ₁ ⁴⁰⁰	9:51.33 ₁	
			:06.09 ₁	:11.26 ₁	:13.89 ₁	:14.06 ₁	:16.99 ₁	:16.02 ₁	:17.57 ₁	:15.45 ₁	

 SUS: SUSTITUCIONES
 RT: RETIRADO

 NP: NO PRESENTADO
 DVI: DESC. VIRAJE IRREGULA

 DSI: DESC. SALIDA IRREGULA DNI: DNI
 DSA: DESC. SALIDA ANTICIP

 DES: DESCALIFICADO
 DLI: DESC LLEGADA IRREGUL BAJ: BAJA

60-69 MASCULINO

RK	Licencia	Nombre	Año	Club	Pts.	Resultado
1	T00001149	WAKAMATSU CHIKARA	1955	JAPAN	19,0	6:07.85 WR
		50	40.34 ¹ 1:25.41 ¹ 2:12.19 ¹ 2:59.03 ¹ 3:46.90 ¹ 4:34.77 ¹ 5:22.89 ¹ 6:07.85 ¹			
			40.34 ¹ 45.07 ¹ 46.78 ¹ 46.84 ¹ 47.87 ¹ 47.87 ¹ 48.12 ¹ 44.96 ¹			
2	T00001256	WHITE MICHAEL	1957	AUSTRALIA	16,0	6:22.29
		50	42.46 ¹ 1:29.76 ¹ 2:18.19 ¹ 3:07.45 ¹ 3:56.94 ¹ 4:46.80 ¹ 5:35.75 ¹ 6:22.29 ¹			
			42.46 ¹ 47.30 ¹ 48.43 ¹ 49.26 ¹ 49.49 ¹ 49.86 ¹ 48.95 ¹ 46.54 ¹			
3	T00000663	KLAHN WILLIAM LEE	1953	UNITED STAT	14,0	7:51.83
		50	55.15 ¹ 1:56.56 ¹ 2:59.39 ¹ 4:02.76 ¹ 5:02.26 ¹ 6:01.46 ¹ 6:59.82 ¹ 7:51.83 ¹			
			55.15 ¹ :01.41 ¹ :02.83 ¹ :03.37 ¹ 59.50 ¹ 59.20 ¹ 58.36 ¹ 52.01 ¹			
4	T00000541	CASH GREGORY ANTHONY	1950	AUSTRALIA	13,0	7:58.09
		50	55.42 ¹ 1:56.90 ¹ 2:59.57 ¹ 4:01.82 ¹ 5:03.09 ¹ 6:03.40 ¹ 7:02.32 ¹ 7:58.09 ¹			
			55.42 ¹ :01.48 ¹ :02.67 ¹ :02.25 ¹ :01.27 ¹ :00.31 ¹ 58.92 ¹ 55.77 ¹			
5	T00000012	HEFFERNAN PETER	1956	IRELAND	12,0	9:01.66
		50	51.91 ¹ 1:52.97 ¹ 3:00.54 ¹ 4:14.39 ¹ 5:27.20 ¹ 6:40.53 ¹ 7:52.06 ¹ 9:01.66 ¹			
			51.91 ¹ :01.06 ¹ :07.57 ¹ :13.85 ¹ :12.81 ¹ :13.33 ¹ :11.53 ¹ :09.60 ¹			
6	T00000102	JOHN ADAMS RICHARD	1950	GREAT BRIT	11,0	9:15.88
		50	57.53 ¹ 2:05.60 ¹ 3:17.37 ¹ 4:30.72 ¹ 5:43.42 ¹ 6:55.06 ¹ 8:07.73 ¹ 9:15.88 ¹			
			57.53 ¹ :08.07 ¹ :11.77 ¹ :13.35 ¹ :12.70 ¹ :11.64 ¹ :12.67 ¹ :08.15 ¹			
7	T00000774	BETTINELLI GIULIO	1948	ITALY	10,0	10:20.26
		50	1:10.63 ¹ 2:29.10 ¹ 3:47.71 ¹ 5:08.40 ¹ 6:28.19 ¹ 7:46.60 ¹ 9:04.55 ¹ 10:20.26 ¹			
			:10.63 ¹ :18.47 ¹ :18.61 ¹ :20.69 ¹ :19.79 ¹ :18.41 ¹ :17.95 ¹ :15.71 ¹			
8	T00001430	TAI CHI YAN	1956	HONG KONG	9,0	11:29.23
		50	58.32 ¹ 2:15.54 ¹ 3:44.97 ¹ 5:15.48 ¹ 6:43.72 ¹ 8:12.21 ¹ 9:40.84 ¹ 11:29.23 ¹			
			58.32 ¹ :17.22 ¹ :29.43 ¹ :30.51 ¹ :28.24 ¹ :28.49 ¹ :51.63 ¹ :25.39 ¹			
9	T00000570	GRANADOS CABEZAS VICENTE	1952	SPAIN	8,0	12:14.50
		50	1:10.84 ¹ 2:37.85 ¹ 4:10.67 ¹ 5:45.84 ¹ 7:25.22 ¹ 9:01.76 ¹ 10:42.22 ¹ 12:14.50 ¹			
			:10.84 ¹ :27.01 ¹ :32.82 ¹ :35.17 ¹ :39.38 ¹ :36.54 ¹ :40.46 ¹ :32.28 ¹			
	T00000404	STETSON ALBERT C.	1955	UNITED STAT	0,0	BAJ
	T00001493	DELGADO ARTOLA ENRIQUE	1954	SPAIN	0,0	BAJ

 SUS: SUSTITUCIONES
 RT: RETIRADO

 NP: NO PRESENTADO
 DVI: DESC. VIRAJE IRREGULA

 DSI: DESC. SALIDA IRREGULA
 DNI: DNI
 DSA: DESC. SALIDA ANTICIP
 DLI: DESC LLEGADA IRREGUL

 DES: DESCALIFICADO
 BAJ: BAJA

50-59 MASCULINO

RK	Licencia	Nombre	Año	Club	Pts.	Resultado					
1	T00001333	GOMBOS IMRE	1963	HUNGARY	19,0						
		50	43.71 ¹	1:32.50 ¹	2:23.89 ¹	3:15.05 ¹	4:07.14 ¹	4:59.19 ¹	5:51.95 ¹	6:39.88 ¹	6:39.88
			43.71 ¹	48.79 ¹	51.39 ¹	51.16 ¹	52.09 ¹	52.05 ¹	52.76 ¹	47.93 ¹	
2	T00000533	MARTINETZ FRANK	1967	GERMANY	16,0						
		50	44.67 ¹	1:34.38 ¹	2:25.81 ¹	3:25.76 ¹	4:16.09 ¹	5:19.20 ¹	6:12.11 ¹	7:12.52 ¹	7:12.52
			44.67 ¹	49.71 ¹	51.43 ¹	59.95 ¹	50.33 ¹	-03.11 ¹	52.91 ¹	-00.41 ¹	
3	T00002494	NOVOA GABRIEL	1964	ARGENTINA	14,0						
		50	49.37 ¹	1:44.52 ¹	2:43.38 ¹	3:41.29 ¹	4:41.00 ¹	5:38.23 ¹	6:36.76 ¹	7:28.97 ¹	7:28.97
			49.37 ¹	55.15 ¹	58.86 ¹	57.91 ¹	59.71 ¹	57.23 ¹	58.53 ¹	52.21 ¹	
4	T00001672	HANI MOHAMMADK MOHSEN	1958	REPUBLIC OF	13,0						
		50	47.15 ¹	1:41.17 ¹	2:40.12 ¹	3:41.24 ¹	4:42.58 ¹	5:44.80 ¹	6:44.30 ¹	7:44.37 ¹	7:44.37
			47.15 ¹	54.02 ¹	58.95 ¹	:01.12 ¹	:01.34 ¹	:02.22 ¹	59.50 ¹	:00.07 ¹	
5	T00001481	BORNE JEAN MICHEL	1959	FRANCE	12,0						
		50	44.60 ¹	1:40.47 ¹	2:44.54 ¹	3:51.11 ¹	4:55.96 ¹	5:58.83 ¹	7:02.29 ¹	8:01.82 ¹	8:01.82
			44.60 ¹	55.87 ¹	:04.07 ¹	:06.57 ¹	:04.85 ¹	:02.87 ¹	:03.46 ¹	59.53 ¹	
6	T00001925	SANTESSON LARS	1967	SWEDEN	11,0						
		50	52.09 ¹	1:49.64 ¹	2:51.21 ¹	3:57.37 ¹	5:01.28 ¹	6:05.91 ¹	7:08.03 ¹	8:07.64 ¹	8:07.64
			52.09 ¹	57.55 ¹	:01.57 ¹	:06.16 ¹	:03.91 ¹	:04.63 ¹	:02.12 ¹	59.61 ¹	
7	T00000242	CALLEROS HECTOR FRANCISCO	1965	MEXICO	10,0						
		50	57.79 ¹	2:06.45 ¹	3:21.21 ¹	4:34.21 ¹	5:47.42 ¹	6:58.87 ¹	8:09.63 ¹	9:11.96 ¹	9:11.96
			57.79 ¹	:08.66 ¹	:14.76 ¹	:13.00 ¹	:13.21 ¹	:11.45 ¹	:10.76 ¹	:02.33 ¹	
8	T00000482	KREBS ANDREAS	1962	SWITZERLAN	9,0						
		50	48.52 ¹	1:51.27 ¹	3:03.16 ¹	4:18.72 ¹	5:33.68 ¹	6:47.85 ¹	8:03.23 ¹	9:17.74 ¹	9:17.74
			48.52 ¹	:02.75 ¹	:11.89 ¹	:15.56 ¹	:14.96 ¹	:14.17 ¹	:15.38 ¹	:14.51 ¹	
9	T00000247	AGUIRRE ERDOIZA JAVIER	1966	SPAIN	8,0						
		50	57.74 ¹	2:08.94 ¹	3:22.48 ¹	4:38.89 ¹	5:58.22 ¹	7:19.07 ¹	8:40.10 ¹	9:59.07 ¹	9:59.07
			57.74 ¹	:11.20 ¹	:13.54 ¹	:16.41 ¹	:19.33 ¹	:20.85 ¹	:21.03 ¹	:18.97 ¹	
	T00001128	PASCUAL ENRIQUE	1961	SPAIN	0,0						
											RT

 SUS: SUSTITUCIONES
 RT: RETIRADO

 NP: NO PRESENTADO
 DVI: DESC. VIRAJE IRREGULA

 DSI: DESC. SALIDA IRREGULA DNI: DNI
 DSA: DESC. SALIDA ANTICIP DLI: DESC LLEGADA IRREGUL

 DES: DESCALIFICADO
 BAJ: BAJA

WORLD TRANSPLANT GAMES, 28-29/06/2017
MALAGA

Datos técnicos: Piscina de 50 m., Cronometraje Electrónico

29/06/2017
40-49 MASCULINO

RK	Licencia	Nombre	Año	Club	Pts.	Resultado
1	T00001996	S. WALTER MICHAEL	1970	UNITED STAT	19,0	6:18.45
		50 38.52 100 1:21.98 150 2:07.88 200 2:56.57 250 3:44.95 300 4:33.58 350 5:31.73 400 6:18.45				
		38.52 43.46 45.90 48.69 48.38 48.63 58.15 46.72				
2	T00000245	JAMES ROLLINS BRYAN	1971	AUSTRALIA	16,0	6:42.86
		50 39.55 100 1:24.83 150 2:13.10 200 3:04.70 250 3:58.71 300 4:54.43 350 5:50.27 400 6:42.86				
		39.55 45.28 48.27 51.60 54.01 55.72 55.84 52.59				
3	T00002210	SPRINK ELMAR	1971	GERMANY	14,0	6:58.84
		50 40.26 100 1:30.11 150 2:24.50 200 3:20.45 250 4:14.97 300 5:10.85 350 6:05.90 400 6:58.84				
		40.26 49.85 54.39 55.95 54.52 55.88 55.05 52.94				
4	T00000471	PHIPPS GLENN	1976	AUSTRALIA	13,0	7:15.03
		50 45.24 100 1:35.97 150 2:31.10 200 3:24.99 250 4:26.45 300 5:26.03 350 6:21.81 400 7:15.03				
		45.24 50.73 55.13 55.89 0.00 48.58 0.00 53.22				
5	T00001145	JOHN DOLLERY STEVEN	1968	AUSTRALIA	12,0	7:37.62
		50 45.22 100 1:35.56 150 2:31.43 200 3:31.48 250 4:32.32 300 5:34.31 350 6:37.00 400 7:37.62				
		45.22 50.34 55.87 00.05 00.84 01.99 02.69 00.62				
6	T00001280	RAMIREZ CARMONA ALBERTO	1974	SPAIN	11,0	7:42.32
		50 39.84 100 1:27.59 150 2:24.10 200 3:25.89 250 4:31.28 300 5:36.37 350 6:40.95 400 7:42.32				
		39.84 47.75 56.51 01.79 05.39 05.09 04.58 01.37				
7	T00001696	MEUNIER CHRISTOPHE	1972	FRANCE	10,0	8:05.05
		50 47.49 100 1:44.70 150 2:46.92 200 3:52.21 250 4:56.26 300 6:01.44 350 7:05.27 400 8:05.05				
		47.49 57.21 02.22 05.29 04.05 05.18 03.83 59.78				
8	T00000603	HICKMAN JONATHAN	1969	CANADA	9,0	8:11.22
		50 47.52 100 1:42.83 150 2:45.27 200 3:50.86 250 4:56.71 300 6:03.38 350 7:08.38 400 8:11.22				
		47.52 55.31 02.44 05.59 05.85 06.67 05.00 02.84				
9	T00000104	BROOKS ZACHARY	1970	UNITED STAT	8,0	8:23.64
		50 53.85 100 1:55.31 150 3:00.11 200 4:04.36 250 5:09.65 300 6:16.08 350 7:22.74 400 8:23.64				
		53.85 01.46 04.80 04.25 05.29 06.43 06.66 00.90				
10	T00000807	VAN MOERE KRIS	1971	BELGIUM	7,0	8:30.65
		50 47.75 100 1:50.17 150 2:56.28 200 4:03.13 250 5:09.94 300 6:18.00 350 7:25.45 400 8:30.65				
		47.75 02.42 06.11 06.85 06.81 08.06 07.45 05.20				
11	T00001898	DINAEI WOLF DINAEI	1971	BRAZIL	6,0	8:57.21
		50 48.55 100 1:47.35 150 2:56.25 200 4:10.47 250 5:24.87 300 6:37.64 350 7:48.66 400 8:57.21				
		48.55 58.80 08.90 14.22 14.40 12.77 11.02 08.55				
12	T00001783	DIAZ REDONDO OSCAR	1971	SPAIN	5,0	9:38.14
		50 51.69 100 1:56.83 150 3:10.00 200 4:28.20 250 5:44.95 300 7:02.12 350 8:22.63 400 9:38.14				
		51.69 05.14 13.17 18.20 16.75 17.17 20.51 15.51				
13	T00002537	LAURENT LUC	1968	BELGIUM	4,0	9:47.43
		50 1:02.61 100 2:13.85 150 3:28.60 200 4:42.33 250 6:00.18 300 7:16.09 350 8:32.90 400 9:47.43				
		02.61 11.24 14.75 13.73 17.85 15.91 16.81 14.53				
14	T00001677	HAMMAMI IMRAN	1977	TUNISIA	3,0	10:07.58
		50 56.27 100 2:06.81 150 3:25.81 200 4:46.34 250 6:10.08 300 7:31.68 350 8:53.50 400 10:07.58				
		56.27 10.54 19.00 20.53 23.74 21.60 21.82 14.08				
15	T00001395	ANTON ARNET ROGER	1975	SWITZERLAN	2,0	11:15.25
		50 1:09.67 100 2:30.70 150 3:57.85 200 5:25.18 250 6:56.09 300 8:26.19 350 9:52.96 400 11:15.25				
		09.67 21.03 27.15 27.33 30.91 30.10 26.77 22.29				
	T00002182	MARSHDALE RODNEY JAMES	1971	AUSTRALIA	0,0	BAJ
	T00001491	HELMS MICHAEL	1969	GERMANY	0,0	BAJ

 SUS: SUSTITUCIONES
 RT: RETIRADO

 NP: NO PRESENTADO
 DVI: DESC. VIRAJE IRREGULA

 DSI: DESC. SALIDA IRREGULA
 DNI: DNI
 DSA: DESC. SALIDA ANTICIP
 DLI: DESC LLEGADA IRREGUL

 DES: DESCALIFICADO
 BAJ: BAJA


SW.RESULTADOS_PRUEBA_CA Información correcta a 13:13:40 29/06/2017

1 / 2

SPORTEC Sistemas de Información, MSL Software - www.msl.es



40-49 MASCULINO

RK	Licencia	Nombre	Año	Club	Pts.	Resultado
	T00000111	BILLSTROM ANDERS	1977	SWEDEN	0,0	BAJ
	T00001613	KRIMBACHER MARTIN	1968	AUSTRIA	0,0	BAJ

SUS: SUSTITUCIONES
RT: RETIRADONP: NO PRESENTADO
DVI: DESC. VIRAJE IRREGULADSI: DESC. SALIDA IRREGULA
DSA: DESC. SALIDA ANTICIPDNI: DNI
DLI: DESC LLEGADA IRREGUL

DES: DESCALIFICADO

BAJ: BAJA

30-39 MASCULINO

RK	Licencia	Nombre	Año	Club	Pts.	Resultado
1	T00002485	FERRINI LUCAS	1980	ARGENTINA	19,0	
		50 32.49 ¹ 1:08.55 ¹ 1:46.68 ¹ 2:26.14 ¹ 3:06.61 ¹ 3:47.68 ¹ 4:29.32 ¹ 5:08.26 ¹				5:08.26 WR
		32.49 ¹ 36.06 ¹ 38.13 ¹ 39.46 ¹ 40.47 ¹ 41.07 ¹ 41.64 ¹ 38.94 ¹				
2	T00000607	ZIMKOWSKI DAWIN	1981	POLAND	16,0	
		50 34.73 ¹ 1:14.04 ¹ 1:56.42 ¹ 2:39.86 ¹ 3:23.66 ¹ 4:08.20 ¹ 4:52.13 ¹ 5:33.99 ¹				5:33.99
		34.73 ¹ 39.31 ¹ 42.38 ¹ 43.44 ¹ 43.80 ¹ 44.54 ¹ 43.93 ¹ 41.86 ¹				
3	T00001679	AZIMI ASGHAR	1985	REPUBLIC OF	14,0	
		50 37.38 ¹ 1:22.04 ¹ 2:09.30 ¹ 2:57.47 ¹ 3:46.24 ¹ 4:35.73 ¹ 5:23.65 ¹ 6:11.35 ¹				6:11.35
		37.38 ¹ 44.66 ¹ 47.26 ¹ 48.17 ¹ 48.77 ¹ 49.49 ¹ 47.92 ¹ 47.70 ¹				
4	T00001674	SEPASI SEPEHR	1981	REPUBLIC OF	13,0	
		50 39.19 ¹ 1:23.24 ¹ 2:10.48 ¹ 2:57.97 ¹ 3:47.43 ¹ 4:36.41 ¹ 5:25.83 ¹ 6:11.55 ¹				6:11.55
		39.19 ¹ 44.05 ¹ 47.24 ¹ 47.49 ¹ 49.46 ¹ 48.98 ¹ 49.42 ¹ 45.72 ¹				
5	T00001346	NORMAN PARSONS ANTHONY	1981	CANADA	12,0	
		50 34.67 ¹ 1:16.18 ¹ 2:02.74 ¹ 2:53.17 ¹ 3:45.43 ¹ 4:38.59 ¹ 5:32.13 ¹ 6:24.74 ¹				6:24.74
		34.67 ¹ 41.51 ¹ 46.56 ¹ 50.43 ¹ 52.26 ¹ 53.16 ¹ 53.54 ¹ 52.61 ¹				
6	T00001676	MEHRI MOHSEN	1981	REPUBLIC OF	11,0	
		50 39.26 ¹ 1:29.84 ¹ 2:20.11 ¹ 3:13.88 ¹ 4:08.03 ¹ 5:01.76 ¹ 5:54.09 ¹ 6:46.40 ¹				6:46.40
		39.26 ¹ 50.58 ¹ 50.27 ¹ 53.77 ¹ 54.15 ¹ 53.73 ¹ 52.33 ¹ 52.31 ¹				
7	T00001877	GARCIA PABLO IGNACIO	1986	COLOMBIA	10,0	
		50 36.34 ¹ 1:23.77 ¹ 2:20.47 ¹ 3:24.74 ¹ 4:29.22 ¹ 5:34.09 ¹ 6:38.18 ¹ 7:36.23 ¹				7:36.23
		36.34 ¹ 47.43 ¹ 56.70 ¹ :04.27 ¹ :04.48 ¹ :04.87 ¹ :04.09 ¹ 58.05 ¹				
8	T00001116	RIVERA ALEJANDRO	1978	SPAIN	9,0	
		50 40.16 ¹ 1:35.91 ¹ 2:42.07 ¹ 3:49.19 ¹ 4:57.01 ¹ 6:01.30 ¹ 6:55.97 ¹ 8:09.01 ¹				8:09.01
		40.16 ¹ 55.75 ¹ :06.16 ¹ :07.12 ¹ :07.82 ¹ :04.29 ¹ 54.67 ¹ :13.04 ¹				
9	T00001718	ANLIKER THOMAS	1982	SWITZERLAN	8,0	
		50 47.84 ¹ 1:55.21 ¹ 3:11.17 ¹ 4:30.13 ¹ 5:47.08 ¹ 7:02.05 ¹ 8:18.22 ¹ 9:30.84 ¹				9:30.84
		47.84 ¹ :07.37 ¹ :15.96 ¹ :18.96 ¹ :16.95 ¹ :14.97 ¹ :16.17 ¹ :12.62 ¹				
10	T00002050	ZAMORA FRANCISCO	1983	SPAIN	7,0	
		50 1:15.69 ¹ 2:45.31 ¹ 4:08.45 ¹ 5:34.94 ¹ 7:01.55 ¹ 8:30.57 ¹ 9:41.54 ¹ 11:23.46 ¹				11:23.46
		:15.69 ¹ :29.62 ¹ :23.14 ¹ :26.49 ¹ :26.61 ¹ :29.02 ¹ :10.97 ¹ :41.92 ¹				
	T00001818	ORTEGA RAMÓN	1978	SPAIN	0,0	BAJ
	T00001952	RENYARD BRENT	1978	SOUTH AFRI	0,0	BAJ
	T00001476	PINTO FILIPE	1984	PORTUGAL	0,0	BAJ
	T00001371	OLIVEIRA PEDRO	1982	PORTUGAL	0,0	BAJ

 SUS: SUSTITUCIONES NP: NO PRESENTADO DSI: DESC. SALIDA IRREGULA DNI: DNI DES: DESCALIFICADO
 RT: RETIRADO DVI: DESC. VIRAJE IRREGULA DSA: DESC. SALIDA ANTICIP DLI: DESC LLEGADA IRREGUL BAJ: BAJA

18-29 MASCULINO

RK	Licencia	Nombre	Año	Club	Pts.	Resultado						
1	T00000113	BARNETT LIAM	1988	GREAT BRIT	19,0							
		50	29.52 ¹ ₁₀₀	1:02.91 ¹ ₁₅₀	1:36.91 ¹ ₂₀₀	2:11.78 ¹ ₂₅₀	2:46.17 ¹ ₃₀₀	3:20.84 ¹ ₃₅₀	3:55.31 ¹ ₄₀₀	4:29.55 ¹ ₄₅₀	4:29.55	WR
			29.52 ¹	33.39 ¹	34.00 ¹	34.87 ¹	34.39 ¹	34.67 ¹	34.47 ¹	34.24 ¹		
2	T00001773	SANZ DIAZ LUIS FRANCISCO	1988	SPAIN	16,0							
		50	35.55 ¹ ₁₀₀	1:14.63 ¹ ₁₅₀	1:56.77 ¹ ₂₀₀	2:40.99 ¹ ₂₅₀	3:26.40 ¹ ₃₀₀	4:12.58 ¹ ₃₅₀	4:59.39 ¹ ₄₀₀	5:45.03 ¹ ₄₅₀	5:45.03	
			35.55 ¹	39.08 ¹	42.14 ¹	44.22 ¹	45.41 ¹	46.18 ¹	46.81 ¹	45.64 ¹		
3	T00001384	ARCONADA JESUS ANGEL	1994	SPAIN	14,0							
		50	46.17 ¹ ₁₀₀	1:41.46 ¹ ₁₅₀	2:38.81 ¹ ₂₀₀	3:38.25 ¹ ₂₅₀	4:38.62 ¹ ₃₀₀	5:40.51 ¹ ₃₅₀	6:42.04 ¹ ₄₀₀	7:43.48 ¹ ₄₅₀	7:43.48	
			46.17 ¹	55.29 ¹	57.35 ¹	59.44 ¹	:00.37 ¹	:01.89 ¹	:01.53 ¹	:01.44 ¹		

 SUS: SUSTITUCIONES
 RT: RETIRADO

 NP: NO PRESENTADO
 DVI: DESC. VIRAJE IRREGULA

 DSI: DESC. SALIDA IRREGULA DNI: DNI
 DSA: DESC. SALIDA ANTICIP

 DES: DESCALIFICADO
 DLI: DESC LLEGADA IRREGUL BAJ: BAJA

15-17 FEMENINO

RK	Licencia	Nombre	Año	Club							Pts.	Resultado		
1	T00000327	ARMSTRONG ALICIA	2001	GREAT BRIT	50	38.63	100	1:26.94	150	2:16.13	200	3:02.55	19,0	3:02.55 WR
						38.63		48.31		49.19		46.42		
2	T00001885	REDGATE EMMA FIONA	2001	GREAT BRIT	50	45.22	100	1:36.99	150	2:30.17	200	3:19.95	16,0	3:19.95
						45.22		51.77		53.18		49.78		
	T00002035	BRANCATO EMMA OLIVIA	2001	SWITZERLAN									0,0	RT

12-14 FEMENINO

RK	Licencia	Nombre	Año	Club							Pts.	Resultado		
1	T00002174	FRENCH MIYA YOSHIHATA	2004	UNITED STAT	50	33.48	100	1:12.10	150	1:51.80	200	2:30.68	19,0	2:30.68 WR
						33.48		38.62		39.70		38.88		

 SUS: SUSTITUCIONES
 RT: RETIRADO

 NP: NO PRESENTADO
 DVI: DESC. VIRAJE IRREGULA

 DSI: DESC. SALIDA IRREGULA DNI: DNI
 DSA: DESC. SALIDA ANTICIP

 DES: DESCALIFICADO
 DLI: DESC LLEGADA IRREGUL BAJ: BAJA

RK	Licencia	Nombre	Año	Club	T.R.	50	100	150	200	Pts.	Resultado
1	T00000292	MEIKLE PAUL	2002	GREAT B		34.85 ₁	34.85 ₁	1:15.68 ₁	1:59.03 ₁	19,0	2:42.73
								40.83 ₁	43.35 ₁		43.70 ₁

 SUS: SUSTITUCIONES
 RT: RETIRADO

 NP: NO PRESENTADO
 DVI: DESC. VIRAJE IRREGULA

 DSI: DESC. SALIDA IRREGULA
 DSA: DESC. SALIDA ANTICIP

 DNI: DNI
 DLI: DESC LLEGADA IRREGUL
 BAJ: BAJA


SW.RESULTADOS_PRUEBA.88-2 Información correcta a 13:47:15 29/06/2017

1 / 1

Sistemas de Información, MSL Software - www.msl.es

70 AND OVER FEMENINO

RK	Licencia	Nombre	Año	Club	Pts.	Resultado
1	T00000176	ALBROW MARY	1944	AUSTRALIA	50 56.34 ₁ 56.34 ₁	19,0 56.34 WR

SUS: SUSTITUCIONES
RT: RETIRADO

NP: NO PRESENTADO
DVI: DESC. VIRAJE IRREGULA

DSI: DESC. SALIDA IRREGULA
DSA: DESC. SALIDA ANTICIP

DNI: DNI
DLI: DESC LLEGADA IRREGUL
BAJ: BAJA

DES: DESCALIFICADO



60-69 FEMENINO

RK	Licencia	Nombre	Año	Club	Pts.	Resultado
1	T00001288	ROCKELL KAREN	1955	GREAT BRIT	19,0	42.31 WR
2	T00001328	JESZENKOVITS JUDIT	1954	HUNGARY	16,0	46.06
3	T00000215	GREENWAY BRIGGETTA MARIA	1957	GREAT BRIT	14,0	47.33
4	T00000491	MARTIN ALLEGRA JANE	1954	GREAT BRIT	13,0	48.65
5	T00000629	KIRKMAN ROBYN PAMELA	1955	AUSTRALIA	12,0	1:03.02
6	T00000279	KRILOW-LORENZ DONNA MARIE	1957	CANADA	11,0	1:06.82
7	T00000749	GERLACH KATHLEEN DIANE	1954	UNITED STAT	10,0	1:16.85
8	T00002002	RAMSEY DEBORAH KAY	1955	UNITED STAT	9,0	1:28.56

 SUS: SUSTITUCIONES
 RT: RETIRADO

 NP: NO PRESENTADO
 DVI: DESC. VIRAJE IRREGULA

 DSI: DESC. SALIDA IRREGULA
 DNI: DNI
 DSA: DESC. SALIDA ANTICIP
 DLI: DESC LLEGADA IRREGUL

 DES: DESCALIFICADO
 BAJ: BAJA

50-59 FEMENINO

RK	Licencia	Nombre	Año	Club	Pts.	Resultado
1	T00000189	ZUPPAN-HOOD PATRICIA JUDE	1964	UNITED STAT	19,0	31.97 WR
2	T00000701	DALEY MICHELLE	1967	AUSTRALIA	16,0	32.55
3	T00000900	BERENTE JUDIT	1963	HUNGARY	14,0	40.43
4	T00000792	FERGUSON GILLIAN	1963	GREAT BRIT	13,0	41.49
5	T00000090	LANE PAMELA HELEN	1962	GREAT BRIT	12,0	42.38
6	T00000226	SIMAN-TOV HAGIT	1963	ISRAEL	11,0	48.34
7	T00000112	BARTLETT JANE MAINWARING	1959	AUSTRALIA	10,0	1:05.89

 SUS: SUSTITUCIONES
 RT: RETIRADO

 NP: NO PRESENTADO
 DVI: DESC. VIRAJE IRREGULA

 DSI: DESC. SALIDA IRREGULA
 DSA: DESC. SALIDA ANTICIP

 DNI: DNI
 DLI: DESC LLEGADA IRREGUL
 BAJ: BAJA

DES: DESCALIFICADO



SW.RESULTADOS_PRUEBA_CA

Información correcta a 14:04:27 29/06/2017

1 / 1

Sistemas de Información, MSL Software - www.msl.es

40-49 FEMENINO

RK	Licencia	Nombre	Año	Club	Pts.	Resultado
1	T00002481	ESCUDERO ROSAURA	1971	ARGENTINA	19,0	35.16
2	T00002523	CUTHERBERTSON LISA	1968	AUSTRALIA	16,0	35.58
3	T00000322	CARROLL TRACY	1975	GREAT BRIT	14,0	37.24
4	T00000098	BENNETT SUSAN	1973	GREAT BRIT	13,0	44.60
5	T00000619	GREGAN SHEILA	1969	IRELAND	12,0	55.61

 SUS: SUSTITUCIONES
 RT: RETIRADO

 NP: NO PRESENTADO
 DVI: DESC. VIRAJE IRREGULA

 DSI: DESC. SALIDA IRREGULA
 DNI: DNI
 DSA: DESC. SALIDA ANTICIP

 DES: DESCALIFICADO
 DLI: DESC LLEGADA IRREGUL BAJ: BAJA

30-39 FEMENINO

RK	Licencia	Nombre	Año	Club	Pts.	Resultado
1	T00000352	COX JODIE MARIE	1981	GREAT BRIT	50	31.63 WR FINAL
						31.63
					50	32.23 PRELIMINAR
						32.23
2	T00001188	VAN KEMPEN EVY	1986	NETHERLAND	50	36.93 FINAL
						36.93
					50	37.41 PRELIMINAR
						37.41
3	T00000324	GLOVER KATHRYN ELIZABETH	1981	GREAT BRIT	50	37.70 FINAL
						37.70
					50	38.66 PRELIMINAR
						38.66
4	T00002473	RUGGIERI SILVANA ANDREA	1987	ARGENTINA	50	38.53 FINAL
						38.53
					50	39.36 PRELIMINAR
						39.36
5	T00002482	VILELLA MARIA JOSE	1984	ARGENTINA	50	40.68 FINAL
						40.68
					50	41.34 PRELIMINAR
						41.34
6	T00000377	PENTHER JANKA	1982	GREAT BRIT	50	41.73 FINAL
						41.73
					50	43.54 PRELIMINAR
						43.54
7	T00002358	HABEGGER JESSICA	1984	SWITZERLAN		BAJ FINAL
					50	38.25 PRELIMINAR
						38.25
7	T00001744	FONSECA PATRICIA	1985	BRAZIL		BAJ FINAL
					50	46.34 PRELIMINAR
						46.34
9	T00001233	CRAZE ELIZABETH T.	1981	UNITED STAT	50	48.27 PRELIMINAR
						48.27
10	T00001811	VARGAS SONIA CAROLINA	1982	COLOMBIA	50	1:00.27 PRELIMINAR
						:00.27
11	T00000885	HOGAN ORLA HIGAN	1978	IRELAND	50	1:26.12 PRELIMINAR
						:26.12
	T00001958	JALLAD TALA	1982	UNITED STAT	0,0	NP PRELIMINAR

 SUS: SUSTITUCIONES
 RT: RETIRADO

 NP: NO PRESENTADO
 DVI: DESC. VIRAJE IRREGULA

 DSI: DESC. SALIDA IRREGULA DNI: DNI
 DSA: DESC. SALIDA ANTICIP DLI: DESC LLEGADA IRREGUL

 DES: DESCALIFICADO
 BAJ: BAJA

18-29 FEMENINO

RK	Licencia	Nombre	Año	Club	Pts.	Resultado	
1	T00000819	MACKENZIE NICOLE	1997	GREAT BRIT	50' 30.66	19,0	30.66 WR FINAL
					50' 31.35		31.35 PRELIMINAR
2	T00001386	HOYT ERINN ELIZABETH	1990	UNITED STAT	50' 33.35	16,0	33.35 FINAL
					50' 33.95		33.95 PRELIMINAR
3	T00001606	LAM YIN TSUN	1999	HONG KONG	50' 36.05	14,0	36.05 FINAL
					50' 36.49		36.49 PRELIMINAR
4	T00000210	RUSS ELLEN CHARLOTTE	1998	GREAT BRIT	50' 36.77	13,0	36.77 FINAL
					50' 37.17		37.17 PRELIMINAR
5	T00000068	BROOKES AYESHA GRACE	1997	GREAT BRIT	50' 39.06	12,0	39.06 FINAL
					50' 39.26		39.26 PRELIMINAR
6	T00000285	MEE LUCIA QUINNEY	1999	GREAT BRIT	50' 39.52	11,0	39.52 FINAL
					50' 38.64		38.64 PRELIMINAR
7	T00001155	BREDSCHNEIJDER ROWENA CLARISSA	1988	NETHERLAND	50' 44.54	10,0	44.54 FINAL
					50' 43.89		43.89 PRELIMINAR
8	T00002499	PEREZ JULIETA	1998	ARGENTINA	50' 44.71	9,0	44.71 FINAL
					50' 45.08		45.08 PRELIMINAR
9	T00001716	LAGOUTTE CHARLENE	1996	FRANCE	50' 56.86	8,0	56.86 PRELIMINAR
					50' 56.86		56.86 PRELIMINAR

 SUS: SUSTITUCIONES
 RT: RETIRADO

 NP: NO PRESENTADO
 DVI: DESC. VIRAJE IRREGULA

 DSI: DESC. SALIDA IRREGULA DNI: DNI
 DSA: DESC. SALIDA ANTICIP

 DES: DESCALIFICADO
 DLI: DESC LLEGADA IRREGUL BAJ: BAJA

70 AND OVER MASCULINO

RK	Licencia	Nombre	Año	Club	Pts.	Resultado
1	T00000038	NOBLE WILLIAM	1947	GREAT BRIT	19,0	36.38 WR
2	T00000578	EROS GEROGÉ	1946	ISRAEL	16,0	46.54
3	T00001107	WINTER DICK	1937	CANADA	14,0	58.47
	T00000392	FRANKLIN LESLIE PAUL	1943	UNITED STAT	0,0	BAJ

 SUS: SUSTITUCIONES
 RT: RETIRADO

 NP: NO PRESENTADO
 DVI: DESC. VIRAJE IRREGULA

 DSI: DESC. SALIDA IRREGULA
 DNI: DNI
 DSA: DESC. SALIDA ANTICIP
 DLI: DESC LLEGADA IRREGUL

 DES: DESCALIFICADO
 BAJ: BAJA

60-69 MASCULINO

RK	Licencia	Nombre	Año	Club	Pts.	Resultado
1	T00001149	WAKAMATSU CHIKARA	1955	JAPAN	50	31.92 WR FINAL
						31.92
2	T00000729	NELIS FRED	1955	UNITED STAT	50	32.65 PRELIMINAR
						32.65
3	T00000080	HENRY TOMMY W	1957	UNITED STAT	50	32.57 FINAL
						32.57
4	T00000099	RANDERSON SIMON	1957	GREAT BRIT	50	33.57 PRELIMINAR
						33.57
5	T00000080	HENRY TOMMY W	1957	UNITED STAT	50	36.82 FINAL
						36.82
6	T00000541	CASH GREGORY ANTHONY	1950	AUSTRALIA	50	35.62 PRELIMINAR
						35.62
7	T00001331	NADASDY JOZSEF	1952	HUNGARY	50	37.75 FINAL
						37.75
8	T00002075	JINXIANG LU	1956	CHINA	50	38.16 PRELIMINAR
						38.16
9	T00001329	JAKUBOVICS PETER	1953	HUNGARY	50	38.91 FINAL
						38.91
10	T00000541	CASH GREGORY ANTHONY	1950	AUSTRALIA	50	40.46 PRELIMINAR
						40.46
11	T00000541	CASH GREGORY ANTHONY	1950	AUSTRALIA	50	42.95 FINAL
						42.95
12	T00001293	GUTIERREZ FERNANDEZ ANTONIO	1952	SPAIN	50	41.93 PRELIMINAR
						41.93
13	T00001331	NADASDY JOZSEF	1952	HUNGARY	50	44.84 FINAL
						44.84
14	T00001293	GUTIERREZ FERNANDEZ ANTONIO	1952	SPAIN	50	44.20 PRELIMINAR
						44.20
15	T00001027	RIEBLI RUDOLF	1952	SWITZERLAN	50	44.20 PRELIMINAR
						44.20
16	T00000012	HEFFERNAN PETER	1956	IRELAND	50	35.43 PRELIMINAR
						35.43
17	T00001343	GOODALL JAMES W.	1948	GREAT BRIT	50	48.26 PRELIMINAR
						48.26
18	T00000194	OWENS ROSS HILTON	1952	UNITED STAT	50	49.36 PRELIMINAR
						49.36
19	T00000302	PETRICK JOHN F	1948	UNITED STAT	50	49.63 PRELIMINAR
						49.63
20	T00001293	GUTIERREZ FERNANDEZ ANTONIO	1952	SPAIN	50	51.44 PRELIMINAR
						51.44
21	T00001027	RIEBLI RUDOLF	1952	SWITZERLAN	50	0,0 BAJ PRELIMINAR
						0,0

 SUS: SUSTITUCIONES
 RT: RETIRADO

 NP: NO PRESENTADO
 DVI: DESC. VIRAJE IRREGULA

 DSI: DESC. SALIDA IRREGULA
 DNI: DNI
 DSA: DESC. SALIDA ANTICIP
 DLI: DESC LLEGADA IRREGUL

 DES: DESCALIFICADO
 BAJ: BAJA


SW.RESULTADOS_PRUEBA_CA

Información correcta a 14:09:25 29/06/2017

1 / 1

Sistemas de Información, MSL Software - www.msl.es



50-59 MASCULINO

RK	Licencia	Nombre	Año	Club	Pts.	Resultado			
1	T00000221	PERCIVAL RICHARD	1962	GREAT BRIT	50	31.31	19,0	31.31	FINAL
					50	31.69	31.69	PRELIMINAR	
2	T00000653	MAURIK PETER	1963	NETHERLAND	50	32.97	16,0	32.97	FINAL
					50	33.06	33.06	PRELIMINAR	
3	T00000185	KRASSELT THORSTEN	1964	GERMANY	50	34.25	14,0	34.25	FINAL
					50	34.44	34.44	PRELIMINAR	
4	T00001381	GARCIA MONTESINOS JOSE	1958	SPAIN	50	34.39	13,0	34.39	FINAL
					50	33.81	33.81	PRELIMINAR	
5	T00002494	NOVOA GABRIEL	1964	ARGENTINA	50	35.89	12,0	35.89	FINAL
					50	35.65	35.65	PRELIMINAR	
6	T00001332	KRUCSO ZSOLT	1964	HUNGARY	50	35.97	11,0	35.97	FINAL
					50	36.69	36.69	PRELIMINAR	
7	T00001333	GOMBOS IMRE	1963	HUNGARY	50	38.12	10,0	38.12	FINAL
					50	36.46	36.46	PRELIMINAR	
8	T00001830	COSTA JOSE FELISBERTO	1962	PORTUGAL	50	38.58	9,0	38.58	FINAL
					50	37.98	37.98	PRELIMINAR	
9	T00000679	BLONSKI ZBIGNIEW	1963	POLAND	50	41.30	8,0	41.30	PRELIMINAR
10	T00000041	FIOR LUCIO	1963	ITALY	50	41.77	7,0	41.77	PRELIMINAR
11	T00001122	MCLEOD STUART DAVID	1964	AUSTRALIA	50	55.21	6,0	55.21	PRELIMINAR
12	T00001719	DE DIANOUS SERGE	1958	FRANCE	50	1:19.75	5,0	1:19.75	PRELIMINAR
					50	1:19.75	0,0	BAJ	PRELIMINAR

SUS: SUSTITUCIONES NP: NO PRESENTADO DSI: DESC. SALIDA IRREGULA DNI: DNI DES: DESCALIFICADO
 RT: RETIRADO DVI: DESC. VIRAJE IRREGULA DSA: DESC. SALIDA ANTICIP DLI: DESC LLEGADA IRREGUL BAJ: BAJA

40-49 MASCULINO

RK	Licencia	Nombre	Año	Club	Pts.	Resultado
1	T00002006	BURROWS MATTHEW	1977	GREAT BRIT	19,0	28.58 WR FINAL 28.58 29.48 PRELIMINAR 29.48
2	T00000675	CASTLE MATTHEW	1971	UNITED STAT	16,0	28.74 FINAL 28.74 29.41 PRELIMINAR 29.41
3	T99457649	DE GALVEZ ARANDA PABLO	1974	SPAIN	14,0	30.31 FINAL 30.31 30.10 PRELIMINAR 30.10
4	T00000361	CONTRERAS CASTILLO JUAN JOSE	1973	MEXICO	13,0	30.87 FINAL 30.87 30.85 PRELIMINAR 30.85
5	T00000604	LEWANDOWSKI ANDRZEJ	1968	POLAND	12,0	31.45 FINAL 31.45 30.81 PRELIMINAR 30.81
6	T00001245	PULIK RAN	1968	GREAT BRIT	11,0	32.16 FINAL 32.16 32.23 PRELIMINAR 32.23
7	T00000668	BARENDSE PETER ARNOLD	1969	NETHERLAND	10,0	32.77 FINAL 32.77 32.40 PRELIMINAR 32.40
8	T00000795	VAN DER WASTHUIZEN IZAK PETRUS	1968	SOUTH AFRI	9,0	33.35 FINAL 33.35 32.62 PRELIMINAR 32.62
9	T00000754	BARNDT BRIAN	1968	UNITED STAT	8,0	35.31 PRELIMINAR 35.31
10	T00001827	OLIVEIRA FRANCISCO EDUARDO	1976	PORTUGAL	7,0	35.73 PRELIMINAR 35.73
11	T00001133	CRIADO CARLOS	1974	SPAIN	6,0	36.50 PRELIMINAR 36.50
12	T00001294	REYES CANO RAFAEL	1975	SPAIN	5,0	40.29 PRELIMINAR 40.29
13	T00001968	USPANOV ZHANIBEK	1974	KAZAKHSTAN	4,0	41.95 PRELIMINAR 41.95
14	T00001677	HAMMAMI IMRAN	1977	TUNISIA	3,0	46.49 PRELIMINAR 46.49
15	T00000016	GELDOF ALEX	1973	BELGIUM	2,0	48.01 PRELIMINAR 48.01
16	T00000878	PLEBS ALEXANDER	1970	GERMANY	1,0	48.13 PRELIMINAR 48.13
17	T00001687	KHEFACHA RIADH	1968	TUNISIA	0,0	48.61 PRELIMINAR 48.61
18	T00002238	YASHAR ELI	1968	ISRAEL	0,0	1:05.57 PRELIMINAR :05.57
19	T00001456	BEL LUDOVIC	1976	FRANCE	0,0	1:06.24 PRELIMINAR :06.24

 SUS: SUSTITUCIONES
 RT: RETIRADO

 NP: NO PRESENTADO
 DVI: DESC. VIRAJE IRREGULA

 DSI: DESC. SALIDA IRREGULA
 DNI: DNI
 DSA: DESC. SALIDA ANTICIP
 DLI: DESC LLEGADA IRREGUL

 DES: DESCALIFICADO
 BAJ: BAJA

40-49 MASCULINO

RK	Licencia	Nombre	Año	Club	Pts.	Resultado
	T00002182	MARSHDALE RODNEY JAMES	1971	AUSTRALIA	0,0	BAJ PRELIMINAR
	T00001370	VAZQUEZ INIESTA IGNACIO F.	1973	SPAIN	0,0	BAJ PRELIMINAR
	T00001291	SEGURA ALBERTO	1968	SPAIN	0,0	BAJ PRELIMINAR
	T00002297	SEREIR NADJI	1977	SPAIN	0,0	BAJ PRELIMINAR
	T00001396	GJERDE ERLEND	1976	NORWAY	0,0	BAJ PRELIMINAR

SUS: SUSTITUCIONES
RT: RETIRADONP: NO PRESENTADO
DVI: DESC. VIRAJE IRREGULADSI: DESC. SALIDA IRREGULA DNI: DNI
DSA: DESC. SALIDA ANTICIP DLI: DESC LLEGADA IRREGULDES: DESCALIFICADO
BAJ: BAJA

30-39 MASCULINO

RK	Licencia	Nombre	Año	Club	Pts.	Resultado			
1	T00000908	JANSEN VAN RENSBURG T.F.	1985	SOUTH AFRI	50	26.60	19,0	26.60	FINAL
					50	26.95	26.95	PRELIMINAR	
2	T00002485	FERRINI LUCAS	1980	ARGENTINA	50	27.55	16,0	27.55	FINAL
					50	28.31	28.31	PRELIMINAR	
3	T00002257	RAYMOND BENOIT	1982	CANADA	50	28.55	14,0	28.55	FINAL
					50	30.16	30.16	PRELIMINAR	
4	T00002451	BORGA JUAN MANUEL	1981	ARGENTINA	50	30.47	13,0	30.47	FINAL
					50	30.37	30.37	PRELIMINAR	
5	T00001208	SEARSON STEPHEN	1981	AUSTRALIA	50	32.31	12,0	32.31	FINAL
					50	32.38	32.38	PRELIMINAR	
6	T00002150	NEUHÄUSER EMERAN	1985	GERMANY	50	32.33	11,0	32.33	FINAL
					50	33.78	33.78	PRELIMINAR	
7	T00002327	AFENTOULIS DIMITRIOS	1979	GREECE	50	36.97	10,0	BAJ	FINAL
					50	36.97	36.97	PRELIMINAR	
7	T00002454	RODRIGUEZ PABLO	1985	ARGENTINA	50	32.80	9,0	BAJ	FINAL
					50	32.80	32.80	PRELIMINAR	
9	T00000042	MESTRINER MARCO	1980	ITALY	50	42.08	8,0	42.08	PRELIMINAR
10	T00001475	BIGEL GREGORY	1978	FRANCE	50	47.95	7,0	47.95	PRELIMINAR
11	T00000070	DOLEZAL ANDRE	1979	SWITZERLAN	50	1:02.76	6,0	1:02.76	PRELIMINAR
12	T00002050	ZAMORA FRANCISCO	1983	SPAIN	50	1:11.79	5,0	1:11.79	PRELIMINAR
					50	1:11.79	1:11.79	PRELIMINAR	
	T00001874	ZITANI MOURAD	1981	ALGERIA			0,0	BAJ	PRELIMINAR

 SUS: SUSTITUCIONES
 RT: RETIRADO

 NP: NO PRESENTADO
 DVI: DESC. VIRAJE IRREGULA

 DSI: DESC. SALIDA IRREGULA
 DSA: DESC. SALIDA ANTICIP

 DNI: DNI
 DLI: DESC LLEGADA IRREGUL
 BAJ: BAJA

18-29 MASCULINO

RK	Licencia	Nombre	Año	Club	Pts.	Resultado	
1	T00000113	BARNETT LIAM	1988	GREAT BRIT	50' 25.71	19,0	25.71 FINAL
					50' 25.47		WR 25.47 PRELIMINAR
2	T00000370	CARRINGTON GALEN LEBAN	1990	UNITED STAT	50' 28.13	16,0	28.13 FINAL
					50' 28.59		28.59 PRELIMINAR
3	T00001049	HEYCOCK KIERAN	1996	GREAT BRIT	50' 29.34	14,0	29.34 FINAL
					50' 29.21		29.21 PRELIMINAR
4	T00002487	GARRIDO CRISTIAN	1991	ARGENTINA	50' 29.96	13,0	29.96 FINAL
					50' 30.37		30.37 PRELIMINAR
5	T00002292	KORCSIK ADAM L	1997	HUNGARY	50' 30.93	12,0	30.93 FINAL
					50' 30.87		30.87 PRELIMINAR
6	T00001588	CLASS GAVIN	1992	UNITED STAT	50' 31.01	11,0	31.01 FINAL
					50' 31.70		31.70 PRELIMINAR
7	T00000817	DAWS ETHAN JAMES	1999	AUSTRALIA	50' 31.03	10,0	31.03 FINAL
					50' 31.16		31.16 PRELIMINAR
8	T00001284	VAN HULZEN LARS	1997	NETHERLAND	50' 31.46	9,0	31.46 FINAL
					50' 31.77		31.77 PRELIMINAR
9	T00002293	KOTZAPANAGIOTIS GEORGIOS	1993	GREECE	50' 32.88	8,0	32.88 PRELIMINAR
10	T00001850	TORRES COLLADO ALBERTO	1990	SPAIN	50' 34.29	7,0	34.29 PRELIMINAR
11	T00001971	KALEKESHOV ASKHAT	1998	KAZAKHSTAN	50' 1:00.01	6,0	1:00.01 PRELIMINAR

 SUS: SUSTITUCIONES
 RT: RETIRADO

 NP: NO PRESENTADO
 DVI: DESC. VIRAJE IRREGULA

 DSI: DESC. SALIDA IRREGULA
 DNI: DNI
 DSA: DESC. SALIDA ANTICIP
 DLI: DESC LLEGADA IRREGUL

 DES: DESCALIFICADO
 BAJ: BAJA

15-17 FEMENINO

RK	Licencia	Nombre	Año	Club	Pts.	Resultado	
1	T00000869	HENRY KRISTEN	2001	SOUTH AFRI	50' 33.64	19,0	33.64 FINAL
					50' 34.22		34.22 PRELIMINAR
2	T00000327	ARMSTRONG ALICIA	2001	GREAT BRIT	50' 37.17	16,0	37.17 FINAL
					50' 35.35		35.35 PRELIMINAR
3	T00001885	REDGATE EMMA FIONA	2001	GREAT BRIT	50' 40.48	14,0	40.48 FINAL
					50' 39.54		39.54 PRELIMINAR
4	T00001740	ERAVILLE MARINE	2001	FRANCE	50' 43.57	13,0	43.57 PRELIMINAR
					50' 43.57		43.57 PRELIMINAR
	T00002035	BRANCATO EMMA OLIVIA	2001	SWITZERLAN	0,0	BAJ	PRELIMINAR

12-14 FEMENINO

RK	Licencia	Nombre	Año	Club	Pts.	Resultado	
1	T00002174	FRENCH MIYA YOSHIHATA	2004	UNITED STAT	50' 31.44	19,0	31.44 W'R FINAL
					50' 31.17		31.17 PRELIMINAR
2	T00001596	WOODEN GWENDOLYNN	2004	UNITED STAT	50' 34.23	16,0	34.23 FINAL
					50' 33.98		33.98 PRELIMINAR
3	T00002051	DE ROSSI DANIELA	2004	ITALY	50' 36.12	14,0	36.12 FINAL
					50' 36.49		36.49 PRELIMINAR
4	T00001234	SIMPSON HOLLIE MARY	2003	GREAT BRIT	50' 39.04	13,0	39.04 FINAL
					50' 40.27		40.27 PRELIMINAR
5	T00002334	SÜLI FLORA ANETT	2003	HUNGARY	50' 45.11	12,0	45.11 FINAL
					50' 40.48		40.48 PRELIMINAR
6	T00000143	GREENWOOD ELLIE LOUISE	2005	GREAT BRIT	50' 40.88	11,0	40.88 PRELIMINAR
					50' 40.88		40.88 PRELIMINAR
7	T00000428	CARTER CLAUDIA MYRA	2005	AUSTRALIA	50' 45.30	10,0	45.30 PRELIMINAR
					50' 45.30		45.30 PRELIMINAR

 SUS: SUSTITUCIONES
 RT: RETIRADO

 NP: NO PRESENTADO
 DVI: DESC. VIRAJE IRREGULA

 DSI: DESC. SALIDA IRREGULA DNI: DNI
 DSA: DESC. SALIDA ANTICIP DLI: DESC LLEGADA IRREGUL

 DES: DESCALIFICADO
 BAJ: BAJA

15-17 MASCULINO

RK	Licencia	Nombre	Año	Club	Pts.	Resultado
1	T00000180	BONNELL RHYS PETER	2001	GREAT BRIT	19,0	28.36
						28.36
2	T00001817	MOLNAR FARKAS MARK	2000	HUNGARY	16,0	32.78
						32.78
3	T00002124	HORII KEITA	2002	JAPAN	14,0	37.22
						37.22
	T00000140	BONNELL RHYS PETER	2001	GREAT BRIT	0,0	BAJ

12-14 MASCULINO

RK	Licencia	Nombre	Año	Club	Pts.	Resultado
1	T00002412	PETROU NIKOLAS	2003	CYPRUS	19,0	45.28
						45.28
2	T00000597	SHAH-ACKROYD KIAN	2005	UNITED STAT	16,0	51.20
						51.20
3	T00001499	BOUCHAMA RAYAN	2004	FRANCE	14,0	1:02.29
						:02.29
4	T00002433	VACA MORAN HANS ANTONIO	2004	SPAIN	13,0	1:23.74
						:23.74

 SUS: SUSTITUCIONES
 RT: RETIRADO

 NP: NO PRESENTADO
 DVI: DESC. VIRAJE IRREGULA

 DSI: DESC. SALIDA IRREGULA
 DNI: DNI
 DSA: DESC. SALIDA ANTICIP
 DLI: DESC LLEGADA IRREGUL

 DES: DESCALIFICADO
 BAJ: BAJA

RK	Licencia	Nombre	Año	Club	T.R.	Pts.	Resultado
1	T00001989	KIM TUCKER SERENA	1972	GREAT B	50' 35.22	19,0	35.22 WR FINAL
					50' 36.17		36.17 PRELIMINAR
2	T00000076	LAUREN MUTNICK CARI	1982	UNITED S	50' 45.48	16,0	45.48 FINAL
					50' 46.03		46.03 PRELIMINAR
3	T00000355	BRIMBLE SU	1966	GREAT B	50' 48.01	14,0	48.01 FINAL
					50' 48.71		48.71 PRELIMINAR
4	T00001344	AUDREY CHILDS GILLIAN	1965	GREAT B	50' 49.98	13,0	49.98 FINAL
					50' 49.62		49.62 PRELIMINAR
5	T00000773	SMITH ADRIENNE	1958	NEW ZE	50' 51.49	12,0	51.49 FINAL
					50' 49.96		49.96 PRELIMINAR
6	T00000348	DAMBACH KAY	1951	UNITED S	50' 55.92	11,0	55.92 FINAL
					50' 55.64		55.64 PRELIMINAR
7	T00001693	CARTRON-MAKARDIDJIAN CHAKE	1975	FRANCE	50' 1:00.71	10,0	1:00.71 FINAL
					50' 52.34		52.34 PRELIMINAR
8	T00002166	CHARBONNEAU SYLVIE	1956	CANADA	50' 1:06.35	9,0	1:06.35 FINAL
					50' 1:03.96		1:03.96 PRELIMINAR
9	T00001150	WAKAMATSU KEIKO	1954	JAPAN	50' 1:11.83	8,0	1:11.83 PRELIMINAR
					T00000874		KAMNAUNG VASINEE

 SUS: SUSTITUCIONES
 RT: RETIRADO

 NP: NO PRESENTADO
 DVI: DESC. VIRAJE IRREGULA

 DSI: DESC. SALIDA IRREGULA
 DSA: DESC. SALIDA ANTICIP

 DNI: DNI
 DLI: DESC LLEGADA IRREGUL

 DES: DESCALIFICADO
 BAJ: BAJA

RK	Licencia	Nombre	Año	Club	T.R.	Pts.	Resultado
1	T00000427	CARTER SHAUN	1970	AUSTRAL	50 35.49 35.49	19,0	35.49 WR
2	T00001093	OKANE FRANKIE	1964	GREAT B	50 39.43 39.43	16,0	39.43
3	T00001124	FUNK UWE	1965	GERMAN	50 45.61 45.61	14,0	45.61
4	T00002151	PETRICK DAVE MICHAEL	1956	UNITED S	50 47.82 47.82	13,0	47.82
5	T00001247	THOMAS CHRIS	1963	AUSTRAL	50 54.58 54.58	12,0	54.58
	T00002143	NICHOLLS SIMON	1964	GREAT B		0,0	BAJ
	T00002535	LAWSON DAVID	1972	CANADA		0,0	BAJ

 SUS: SUSTITUCIONES
 RT: RETIRADO

 NP: NO PRESENTADO
 DVI: DESC. VIRAJE IRREGULA

 DSI: DESC. SALIDA IRREGULA
 DSA: DESC. SALIDA ANTICIP

 DNI: DNI
 DLI: DESC LLEGADA IRREGUL
 DES: DESCALIFICADO
 BAJ: BAJA

9-11 FEMENINO

RK	Licencia	Nombre	Año	Club	Pts.	Resultado
1	T00001816	SIPOS TIMEA	2006	HUNGARY	19,0	17.02 WR

6-8 FEMENINO

RK	Licencia	Nombre	Año	Club	Pts.	Resultado
1	T00000970	BROWN LISA	2009	NEW ZEALAN	19,0	47.06 WR

SUS: SUSTITUCIONES NP: NO PRESENTADO DSI: DESC. SALIDA IRREGULA DNI: DNI DES: DESCALIFICADO
 RT: RETIRADO DVI: DESC. VIRAJE IRREGULA DSA: DESC. SALIDA ANTICIP DLI: DESC LLEGADA IRREGUL BAJ: BAJA

RK	Licencia	Nombre	Año	Club	T.R.	Pts.	Resultado
1	T00001688	CARTRON ALEK	2008	FRANCE	25	19,0	24.14 24.14

 SUS: SUSTITUCIONES
 RT: RETIRADO

 NP: NO PRESENTADO
 DVI: DESC. VIRAJE IRREGULA

 DSI: DESC. SALIDA IRREGULA
 DSA: DESC. SALIDA ANTICIP

 DNI: DNI
 DLI: DESC LLEGADA IRREGUL
 BAJ: BAJA

DES: DESCALIFICADO



SW.RESULTADOS_PRUEBA.106- Información correcta a 14:42:59 29/06/2017

1 / 1

Sistemas de Información, MSL Software - www.msl.es

50-59 FEMENINO

RK	Licencia	Nombre	Año	Club					Pts.	Resultado				
1	T00000189	ZUPPAN-HOOD PATRICIA JUDE	1964	UNITED STAT	50	39.96	100	1:39.07	150	2:53.86	200	3:44.80	19,0	3:44.80
						39.96		59.11		:14.79		50.94		
2	T00002104	GARCIA OLIVAS MANUELA	1966	SPAIN	50	51.72	100	1:58.01	150	3:04.38	200	3:51.68	16,0	3:51.68
						51.72		:06.29		:06.37		47.30		
3	T00000183	WHITWORTH CATHERINE MARGARET	1964	GREAT BRIT	50	48.38	100	1:52.71	150	2:59.87	200	3:52.07	14,0	3:52.07
						48.38		:04.33		:07.16		52.20		
4	T00000677	BREESE THOMAS ROWENA	1960	GREAT BRIT	50	1:03.13	100	2:18.94	150	3:41.61	200	4:42.96	13,0	4:42.96
						:03.13		:15.81		:22.67		:01.35		
5	T00000624	FITZSIMONS CAROL LYNNE	1964	UNITED STAT	50	1:07.49	100	2:36.53	150	4:12.72	200	5:26.16	12,0	5:26.16
						:07.49		:29.04		:36.19		:13.44		

 SUS: SUSTITUCIONES
 RT: RETIRADO

 NP: NO PRESENTADO
 DVI: DESC. VIRAJE IRREGULA

 DSI: DESC. SALIDA IRREGULA DNI: DNI
 DSA: DESC. SALIDA ANTICIP

 DES: DESCALIFICADO
 DLI: DESC LLEGADA IRREGUL BAJ: BAJA

40-49 FEMENINO

RK	Licencia	Nombre	Año	Club					Pts.	Resultado				
1	T00000649	BYRNES STENZEL ISABEL YURIKO	1972	UNITED STAT	50	1:09.99	100	2:27.11	150	3:38.12	200	4:53.17	19,0	4:53.17
						:09.99		:17.12		:11.01		:15.05		

 SUS: SUSTITUCIONES
 RT: RETIRADO

 NP: NO PRESENTADO
 DVI: DESC. VIRAJE IRREGULA

 DSI: DESC. SALIDA IRREGULA
 DNI: DNI
 DSA: DESC. SALIDA ANTICIP
 DLI: DESC LLEGADA IRREGUL

 DES: DESCALIFICADO
 BAJ: BAJA

30-39 FEMENINO

RK	Licencia	Nombre	Año	Club						Pts.	Resultado			
1	T00000745	PHILLIPS KATE	1985	AUSTRALIA	50	48.07	100	2:00.72	150	3:06.91	200	4:00.70	19,0	4:00.70
	T00001780	ANSÓ ROMEO MARTA	1979	SPAIN		48.07		:12.65		:06.19		53.79	0,0	BAJ

 SUS: SUSTITUCIONES
 RT: RETIRADO

 NP: NO PRESENTADO
 DVI: DESC. VIRAJE IRREGULA

 DSI: DESC. SALIDA IRREGULA
 DNI: DNI
 DSA: DESC. SALIDA ANTICIP

 DES: DESCALIFICADO
 DLI: DESC LLEGADA IRREGUL
 BAJ: BAJA


18-29 FEMENINO

RK	Licencia	Nombre	Año	Club									Pts.	Resultado
1	T00000819	MACKENZIE NICOLE	1997	GREAT BRIT	50	36.03	100	1:19.72	150	2:07.88	200	2:47.65	19,0	2:47.65 WR
						36.03		43.69		48.16		39.77		
2	T00000519	BAUER SIMONE	1988	GERMANY	50	36.28	100	1:22.36	150	2:13.95	200	2:53.78	16,0	2:53.78
						36.28		46.08		51.59		39.83		
3	T00000258	YOUNG KELLY	1993	GREAT BRIT	50	38.21	100	1:24.73	150	2:19.91	200	3:03.82	14,0	3:03.82
						38.21		46.52		55.18		43.91		

 SUS: SUSTITUCIONES
 RT: RETIRADO

 NP: NO PRESENTADO
 DVI: DESC. VIRAJE IRREGULA

 DSI: DESC. SALIDA IRREGULA
 DNI: DNI
 DSA: DESC. SALIDA ANTICIP
 DLI: DESC LLEGADA IRREGUL

 DES: DESCALIFICADO
 BAJ: BAJA

70 AND OVER MASCULINO

RK	Licencia	Nombre	Año	Club					Pts.	Resultado				
1	T00000038	NOBLE WILLIAM	1947	GREAT BRIT	50	41.88	100	1:40.22	150	2:48.03	200	3:41.53	19,0	3:41.53 WR
						41.88		58.34		:07.81		53.50		

 SUS: SUSTITUCIONES
 RT: RETIRADO

 NP: NO PRESENTADO
 DVI: DESC. VIRAJE IRREGULA

 DSI: DESC. SALIDA IRREGULA DNI: DNI
 DSA: DESC. SALIDA ANTICIP

 DES: DESCALIFICADO
 DLI: DESC LLEGADA IRREGUL BAJ: BAJA


60-69 MASCULINO

RK	Licencia	Nombre	Año	Club						Pts.	Resultado			
1	T00001256	WHITE MICHAEL	1957	AUSTRALIA	50	45.44	100	1:43.01	150	2:45.44	200	3:30.56	19,0	3:30.56 WR
						45.44		57.57		:02.43		45.12		
2	T00000663	KLAHN WILLIAM LEE	1953	UNITED STAT	50	1:01.16	100	2:16.03	150	3:21.96	200	4:18.73	16,0	4:18.73
						:01.16		:14.87		:05.93		56.77		
3	T00001343	GOODALL JAMES W.	1948	GREAT BRIT	50	1:11.16	100	2:19.12	150	3:43.97	200	4:42.10	14,0	4:42.10
						:11.16		:07.96		:24.85		58.13		

 SUS: SUSTITUCIONES
 RT: RETIRADO

 NP: NO PRESENTADO
 DVI: DESC. VIRAJE IRREGULA

 DSI: DESC. SALIDA IRREGULA DNI: DNI
 DSA: DESC. SALIDA ANTICIP

 DES: DESCALIFICADO
 DLI: DESC LLEGADA IRREGUL BAJ: BAJA

50-59 MASCULINO

RK	Licencia	Nombre	Año	Club						Pts.	Resultado			
1	T00000778	ANSON MICK	1965	GREAT BRIT	50	43.54	100	1:34.16	150	2:37.63	200	3:19.06	19,0	3:19.06
						43.54		50.62		:03.47		41.43		
2	T00001672	HANI MOHAMMADK MOHSEN	1958	REPUBLIC OF	50	1:03.74	100	2:16.24	150	3:28.92	200	4:24.51	16,0	4:24.51
						:03.74		:12.50		:12.68		55.59		
3	T00001669	NASERZADEH SAFDAR	1965	REPUBLIC OF	50	52.69	100	2:01.16	150	3:41.18	200	4:37.17	14,0	4:37.17
						52.69		:08.47		:40.02		55.99		
	T00002123	GUOXIANG SHEN	1962	CHINA									0,0	DES

 SUS: SUSTITUCIONES
 RT: RETIRADO

 NP: NO PRESENTADO
 DVI: DESC. VIRAJE IRREGULA

 DSI: DESC. SALIDA IRREGULA
 DNI: DNI
 DSA: DESC. SALIDA ANTICIP
 DLI: DESC LLEGADA IRREGUL

 DES: DESCALIFICADO
 BAJ: BAJA


SW.RESULTADOS_PRUEBA_CA

Información correcta a 14:54:11 29/06/2017

1 / 1

40-49 MASCULINO

RK	Licencia	Nombre	Año	Club					Pts.	Resultado					
1	T00002301	MACHADO RODRIGO CRISTIANO	1972	BRAZIL	50	33.59	100	1:20.72	150	2:11.11	200	2:49.11	19,0	2:49.11	WR
						33.59		47.13		50.39		38.00			
2	T00000675	CASTLE MATTHEW	1971	UNITED STAT	50	34.56	100	1:21.92	150	2:14.69	200	2:58.22	16,0	2:58.22	
						34.56		47.36		52.77		43.53			
3	T00002085	LEAL MARCO ANTONIO	1969	MEXICO	50	42.70	100	1:34.59	150	2:28.74	200	3:12.17	14,0	3:12.17	
						42.70		51.89		54.15		43.43			
4	T00000668	BARENDSE PETER ARNOLD	1969	NETHERLAND	50	37.01	100	1:29.63	150	2:30.11	200	3:14.23	13,0	3:14.23	
						37.01		52.62		:00.48		44.12			
5	T00002086	JIANHUI TANG	1972	CHINA	50	43.32	100	1:34.35	150	2:27.60	200	3:17.16	12,0	3:17.16	
						43.32		51.03		53.25		49.56			
6	T00000245	JAMES ROLLINS BRYAN	1971	AUSTRALIA	50	44.20	100	1:42.34	150	2:44.64	200	3:35.41	11,0	3:35.41	
						44.20		58.14		:02.30		50.77			
7	T00001145	JOHN DOLLERY STEVEN	1968	AUSTRALIA	50	1:03.93	100	2:18.00	150	3:36.13	200	4:29.12	10,0	4:29.12	
						:03.93		:14.07		:18.13		52.99			

 SUS: SUSTITUCIONES
 RT: RETIRADO

 NP: NO PRESENTADO
 DVI: DESC. VIRAJE IRREGULA

 DSI: DESC. SALIDA IRREGULA
 DNI: DNI
 DSA: DESC. SALIDA ANTICIP
 DLI: DESC LLEGADA IRREGUL

 DES: DESCALIFICADO
 BAJ: BAJA

30-39 MASCULINO

RK	Licencia	Nombre	Año	Club					Pts.	Resultado					
1	T00001757	BRETT MICHAEL GREY	1978	CANADA	50	32.77	100	1:14.50	150	2:08.06	200	2:48.91	19,0	2:48.91	WR
						32.77		41.73		53.56		40.85			
2	T00000607	ZIMKOWSKI DAWIN	1981	POLAND	50	34.59	100	1:20.87	150	2:14.08	200	2:57.12	16,0	2:57.12	
						34.59		46.28		53.21		43.04			
3	T00002454	RODRIGUEZ PABLO	1985	ARGENTINA	50	34.71	100	1:23.71	150	2:23.72	200	3:05.67	14,0	3:05.67	
						34.71		49.00		:00.01		41.95			
4	T00001548	VIERS PIERRE	1987	FRANCE	50	36.87	100	1:30.61	150	2:29.57	200	3:23.56	13,0	3:23.56	
						36.87		53.74		58.96		53.99			
5	T00001679	AZIMI ASGHAR	1985	REPUBLIC OF	50	41.49	100	1:35.36	150	2:39.39	200	3:24.07	12,0	3:24.07	
						41.49		53.87		:04.03		44.68			
6	T00001676	MEHRI MOHSEN	1981	REPUBLIC OF	50	45.91	100	1:46.20	150	2:46.83	200	3:32.85	11,0	3:32.85	
						45.91		:00.29		:00.63		46.02			
7	T00001208	SEARSON STEPHEN	1981	AUSTRALIA	50	39.52	100	1:38.84	150	2:53.69	200	3:46.83	10,0	3:46.83	
						39.52		59.32		:14.85		53.14			
	T00001476	PINTO FILIPE	1984	PORTUGAL									0,0	BAJ	

 SUS: SUSTITUCIONES
 RT: RETIRADO

 NP: NO PRESENTADO
 DVI: DESC. VIRAJE IRREGULA

 DSI: DESC. SALIDA IRREGULA DNI: DNI
 DSA: DESC. SALIDA ANTICIP

 DES: DESCALIFICADO
 DLI: DESC LLEGADA IRREGUL BAJ: BAJA

18-29 MASCULINO

RK	Licencia	Nombre	Año	Club	50	100	150	200	245.61	Pts.	Resultado
1	T00002026	BENNETT DECLAN	1999	GREAT BRIT	31.47	1:14.80	2:05.47	2:45.61		19,0	2:45.61
2	T00000817	DAWS ETHAN JAMES	1999	AUSTRALIA	41.83	1:33.07	2:32.54	3:16.29		16,0	3:16.29

 SUS: SUSTITUCIONES
 RT: RETIRADO

 NP: NO PRESENTADO
 DVI: DESC. VIRAJE IRREGULA

 DSI: DESC. SALIDA IRREGULA
 DNI: DNI
 DSA: DESC. SALIDA ANTICIP

 DES: DESCALIFICADO
 DLI: DESC LLEGADA IRREGUL BAJ: BAJA

70 AND OVER FEMENINO

RK	Licencia	Nombre	Año	Club	50		100		Pts.	Resultado
1	T00000176	ALBROW MARY	1944	AUSTRALIA	1:17.60	:17.60	2:45.13	:27.53	19,0	2:45.13 WR

SUS: SUSTITUCIONES NP: NO PRESENTADO DSI: DESC. SALIDA IRREGULA DNI: DNI DES: DESCALIFICADO
 RT: RETIRADO DVI: DESC. VIRAJE IRREGULA DSA: DESC. SALIDA ANTICIP DLI: DESC LLEGADA IRREGUL BAJ: BAJA

60-69 FEMENINO

RK	Licencia	Nombre	Año	Club					Pts.	Resultado
1	T00001288	ROCKELL KAREN	1955	GREAT BRIT	50	58.05	100	2:01.52	19,0	2:01.52
						58.05		:03.47		
2	T00002256	BALKENENDE SIMONE	1957	NETHERLAND	50	1:03.63	100	2:11.03	16,0	2:11.03
						:03.63		:07.40		

 SUS: SUSTITUCIONES
 RT: RETIRADO

 NP: NO PRESENTADO
 DVI: DESC. VIRAJE IRREGULA

 DSI: DESC. SALIDA IRREGULA DNI: DNI
 DSA: DESC. SALIDA ANTICIP

 DES: DESCALIFICADO
 DLI: DESC LLEGADA IRREGUL BAJ: BAJA

50-59 FEMENINO

RK	Licencia	Nombre	Año	Club	50'		100'		Pts.	Resultado
1	T00001725	GUITARD CATHERINE	1959	FRANCE	51.79	51.79	1:47.40	55.61	19,0	1:47.40
2	T00000090	LANE PAMELA HELEN	1962	GREAT BRIT	56.91	56.91	2:04.77	:07.86	16,0	2:04.77
3	T00000062	LATAILLE ROBIN	1962	UNITED STAT	1:23.73	1:23.73	2:54.80	:31.07	14,0	2:54.80

 SUS: SUSTITUCIONES
 RT: RETIRADO

 NP: NO PRESENTADO
 DVI: DESC. VIRAJE IRREGULA

 DSI: DESC. SALIDA IRREGULA
 DNI: DNI
 DSA: DESC. SALIDA ANTICIP
 DLI: DESC LLEGADA IRREGUL

 DES: DESCALIFICADO
 BAJ: BAJA

40-49 FEMENINO

RK	Licencia	Nombre	Año	Club					Pts.	Resultado
1	T00000452	DU PLESSIS LISA	1971	SOUTH AFRI	50	42.15	100	1:28.34	19,0	1:28.34 WR
						42.15		46.19		
2	T00000322	CARROLL TRACY	1975	GREAT BRIT	50	52.85	100	1:50.28	16,0	1:50.28
						52.85		57.43		
3	T00001554	VARIN MARTINE	1968	FRANCE	50	1:32.03	100	3:20.04	14,0	3:20.04
						:32.03		:48.01		
	T00001989	KIM TUCKER SERENA	1972	GREAT BRIT					0,0	BAJ

 SUS: SUSTITUCIONES
 RT: RETIRADO

 NP: NO PRESENTADO
 DVI: DESC. VIRAJE IRREGULA

 DSI: DESC. SALIDA IRREGULA
 DNI: DNI
 DSA: DESC. SALIDA ANTICIP
 DLI: DESC LLEGADA IRREGUL

 DES: DESCALIFICADO
 BAJ: BAJA

30-39 FEMENINO

RK	Licencia	Nombre	Año	Club	50		100		Pts.	Resultado
1	T00000324	GLOVER KATHRYN ELIZABETH	1981	GREAT BRIT	52.66	52.66	1:46.03	53.37	19,0	1:46.03
2	T00002529	ORTEGA FERNANDEZ NOELIA	1980	SPAIN	53.19	53.19	1:51.35	58.16	16,0	1:51.35
3	T00001811	VARGAS SONIA CAROLINA	1982	COLOMBIA	1:13.50	1:13.50	2:43.43	:29.93	14,0	2:43.43
	T00001780	ANSÓ ROMEO MARTA	1979	SPAIN					0,0	BAJ

 SUS: SUSTITUCIONES
 RT: RETIRADO

 NP: NO PRESENTADO
 DVI: DESC. VIRAJE IRREGULA

 DSI: DESC. SALIDA IRREGULA
 DNI: DNI
 DSA: DESC. SALIDA ANTICIP
 DLI: DESC LLEGADA IRREGUL

 DES: DESCALIFICADO
 BAJ: BAJA

18-29 FEMENINO

RK	Licencia	Nombre	Año	Club	50'		100'		Pts.	Resultado
1	T00000258	YOUNG KELLY	1993	GREAT BRIT	42.47	42.47	1:24.65	42.18	19,0	1:24.65 WR
2	T00000519	BAUER SIMONE	1988	GERMANY	42.98	42.98	1:26.95	43.97	16,0	1:26.95
3	T00001320	GYURKÓ ALEXANDRA	1996	HUNGARY	44.94	44.94	1:30.19	45.25	14,0	1:30.19
4	T00000210	RUSS ELLEN CHARLOTTE	1998	GREAT BRIT	49.94	49.94	1:43.18	53.24	13,0	1:43.18

 SUS: SUSTITUCIONES
 RT: RETIRADO

 NP: NO PRESENTADO
 DVI: DESC. VIRAJE IRREGULA

 DSI: DESC. SALIDA IRREGULA
 DNI: DNI
 DSA: DESC. SALIDA ANTICIP
 DLI: DESC LLEGADA IRREGUL

 DES: DESCALIFICADO
 BAJ: BAJA

70 AND OVER MASCULINO

RK	Licencia	Nombre	Año	Club	50'		100'		Pts.	Resultado
1	T00000589	KIRKBRIDE ROBERT	1943	AUSTRALIA	1:00.05	:00.05	1:58.80	58.75	19,0	1:58.80 WR
2	T00001523	CANTONI ROBERTO	1946	ITALY	1:05.28	:05.28	2:05.94	:00.66	16,0	2:05.94
3	T00001536	DUIN. JOHAN J.C.L.	1942	NETHERLAND	1:25.75	:25.75	2:54.62	:28.87	14,0	2:54.62

 SUS: SUSTITUCIONES
 RT: RETIRADO

 NP: NO PRESENTADO
 DVI: DESC. VIRAJE IRREGULA

 DSI: DESC. SALIDA IRREGULA
 DNI: DNI
 DSA: DESC. SALIDA ANTICIP
 DLI: DESC LLEGADA IRREGUL

 DES: DESCALIFICADO
 BAJ: BAJA

60-69 MASCULINO

RK	Licencia	Nombre	Año	Club	50'		100'		Pts.	Resultado
1	T00001256	WHITE MICHAEL	1957	AUSTRALIA	50'	49.08	100'	1:38.87	19,0	1:38.87
						49.08		49.79		
2	T00000099	RANDERSON SIMON	1957	GREAT BRIT	50'	47.78	100'	1:41.51	16,0	1:41.51
						47.78		53.73		
3	T00001329	JAKUBOVICS PETER	1953	HUNGARY	50'	54.09	100'	1:53.17	14,0	1:53.17
						54.09		59.08		
4	T00000012	HEFFERNAN PETER	1956	IRELAND	50'	56.81	100'	1:57.69	13,0	1:57.69
						56.81		:00.88		
5	T00001343	GOODALL JAMES W.	1948	GREAT BRIT	50'	59.35	100'	2:01.09	12,0	2:01.09
						59.35		:01.74		
6	T00001331	NADASDY JOZSEF	1952	HUNGARY	50'	59.85	100'	2:01.51	11,0	2:01.51
						59.85		:01.66		
7	T00001564	TRIOULAIRE ROGER	1948	FRANCE	50'	1:12.19	100'	2:43.48	10,0	2:43.48
						:12.19		:31.29		

 SUS: SUSTITUCIONES
 RT: RETIRADO

 NP: NO PRESENTADO
 DVI: DESC. VIRAJE IRREGULA

 DSI: DESC. SALIDA IRREGULA
 DNI: DNI
 DSA: DESC. SALIDA ANTICIP
 DLI: DESC LLEGADA IRREGUL

 DES: DESCALIFICADO
 BAJ: BAJA

50-59 MASCULINO

RK	Licencia	Nombre	Año	Club	50		100		Pts.	Resultado
1	T00000778	ANSON MICK	1965	GREAT BRIT	42.17	42.17	1:25.98	43.81	19,0	1:25.98 WR
2	T00000653	MAURIK PETER	1963	NETHERLAND	42.11	42.11	1:28.82	46.71	16,0	1:28.82
3	T00000221	PERCIVAL RICHARD	1962	GREAT BRIT	46.94	46.94	1:33.91	46.97	14,0	1:33.91
4	T00000533	MARTINETZ FRANK	1967	GERMANY	48.11	48.11	1:38.28	50.17	13,0	1:38.28
5	T00001333	GOMBOS IMRE	1963	HUNGARY	49.56	49.56	1:40.44	50.88	12,0	1:40.44
6	T00000249	HODGKISS ROBERT	1966	GREAT BRIT	51.91	51.91	1:51.81	59.90	11,0	1:51.81
7	T00001669	NASERZADEH SAFDAR	1965	REPUBLIC OF	53.56	53.56	1:54.36	:00.80	10,0	1:54.36
	T00000609	SEREJKO ROBERT	1966	POLAND					0,0	DES
	T00002436	KERSZBERG JUAN CARLOS	1959	ARGENTINA					0,0	BAJ
	T00002123	GUOXIANG SHEN	1962	CHINA					0,0	BAJ
	T00002378	KOH HOCK HENG	1962	SINGAPORE					0,0	BAJ

 SUS: SUSTITUCIONES
 RT: RETIRADO

 NP: NO PRESENTADO
 DVI: DESC. VIRAJE IRREGULA

 DSI: DESC. SALIDA IRREGULA
 DNI: DNI
 DSA: DESC. SALIDA ANTICIP
 DLI: DESC LLEGADA IRREGUL

 DES: DESCALIFICADO
 BAJ: BAJA

40-49 MASCULINO

RK	Licencia	Nombre	Año	Club	50'		100'		Pts.	Resultado
1	T00002006	BURROWS MATTHEW	1977	GREAT BRIT	37.69	37.69	1:16.12	38.43	19,0	1:16.12 WR
2	T00002301	MACHADO RODRIGO CRISTIANO	1972	BRAZIL	38.25	38.25	1:19.93	41.68	16,0	1:19.93
3	T00000361	CONTRERAS CASTILLO JUAN JOSE	1973	MEXICO	39.98	39.98	1:23.28	43.30	14,0	1:23.28
4	T00001245	PULIK RAN	1968	GREAT BRIT	43.78	43.78	1:31.47	47.69	13,0	1:31.47
5	T00000754	BARNDT BRIAN	1968	UNITED STAT	47.91	47.91	1:34.79	46.88	12,0	1:34.79
6	T00001996	S. WALTER MICHAEL	1970	UNITED STAT			1:39.51	39.51	11,0	1:39.51
7	T00001696	MEUNIER CHRISTOPHE	1972	FRANCE	49.42	49.42	1:47.00	57.58	10,0	1:47.00
	T00002085	LEAL MARCO ANTONIO	1969	MEXICO					0,0	BAJ
	T00001898	DINAE WOLF DINAE	1971	BRAZIL					0,0	BAJ

 SUS: SUSTITUCIONES
 RT: RETIRADO

 NP: NO PRESENTADO
 DVI: DESC. VIRAJE IRREGULA

 DSI: DESC. SALIDA IRREGULA
 DNI: DNI
 DSA: DESC. SALIDA ANTICIP
 DLI: DESC LLEGADA IRREGUL

 DES: DESCALIFICADO
 BAJ: BAJA

30-39 MASCULINO

RK	Licencia	Nombre	Año	Club	50'		100'		Pts.	Resultado
1	T00001757	BRETT MICHAEL GREY	1978	CANADA	38.06	38.06	1:16.16	38.10	19,0	1:16.16 WR
2	T00002257	RAYMOND BENOIT	1982	CANADA	40.24	40.24	1:22.87	42.63	16,0	1:22.87
3	T00002476	SACHERO HERNAN	1978	ARGENTINA	40.50	40.50	1:23.77	43.27	14,0	1:23.77
4	T00000607	ZIMKOWSKI DAWIN	1981	POLAND	40.44	40.44	1:23.80	43.36	13,0	1:23.80
5	T00000704	JANCZEWSKI JAKUB	1984	POLAND	43.02	43.02	1:27.34	44.32	12,0	1:27.34
6	T00001679	AZIMI ASGHAR	1985	REPUBLIC OF	46.62	46.62	1:37.63	51.01	11,0	1:37.63
7	T00001676	MEHRI MOHSEN	1981	REPUBLIC OF	54.62	54.62	1:56.82	:02.20	10,0	1:56.82

 SUS: SUSTITUCIONES
 RT: RETIRADO

 NP: NO PRESENTADO
 DVI: DESC. VIRAJE IRREGULA

 DSI: DESC. SALIDA IRREGULA
 DNI: DNI
 DSA: DESC. SALIDA ANTICIP
 DLI: DESC LLEGADA IRREGUL

 DES: DESCALIFICADO
 BAJ: BAJA

18-29 MASCULINO

RK	Licencia	Nombre	Año	Club	50'		100'		Pts.	Resultado
1	T00002026	BENNETT DECLAN	1999	GREAT BRIT	35.84	35.84	1:16.74	40.90	19,0	1:16.74
2	T00001804	BREJNAK PIOTR	1994	POLAND	46.00	46.00	1:41.29	55.29	16,0	1:41.29
3	T00000522	STEPNIAK JAN	1988	POLAND	53.08	53.08	1:55.81	:02.73	14,0	1:55.81

 SUS: SUSTITUCIONES
 RT: RETIRADO

 NP: NO PRESENTADO
 DVI: DESC. VIRAJE IRREGULA

 DSI: DESC. SALIDA IRREGULA
 DNI: DNI
 DSA: DESC. SALIDA ANTICIP
 DLI: DESC LLEGADA IRREGUL

 BAJ: BAJA
 DES: DESCALIFICADO

15-17 FEMENINO

RK	Licencia	Nombre	Año	Club	50'		100'		Pts.	Resultado
1	T00000327	ARMSTRONG ALICIA	2001	GREAT BRIT	50'	42.39'	100'	1:27.73'	19,0	1:27.73 WR
						42.39'	45.34'			

12-14 FEMENINO

RK	Licencia	Nombre	Año	Club	50'		100'		Pts.	Resultado
1	T00000143	GREENWOOD ELLIE LOUISE	2005	GREAT BRIT	50'	50.17'	100'	1:40.38'	19,0	1:40.38
						50.17'	50.21'			
2	T00000481	SEMENIUK ALICIA	2005	CANADA	50'	50.92'	100'	1:46.17'	16,0	1:46.17
						50.92'	55.25'			

 SUS: SUSTITUCIONES
 RT: RETIRADO

 NP: NO PRESENTADO
 DVI: DESC. VIRAJE IRREGULA

 DSI: DESC. SALIDA IRREGULA DNI: DNI
 DSA: DESC. SALIDA ANTICIP

 DES: DESCALIFICADO
 DLI: DESC LLEGADA IRREGUL BAJ: BAJA

RK	Licencia	Nombre	Año	Club	T.R.	Pts.	Resultado
1	T00000292	MEIKLE PAUL	2002	GREAT B	50' 43.07" 100' 1:28.31" 43.07" 45.24"	19,0	1:28.31 WR

SUS: SUSTITUCIONES NP: NO PRESENTADO DSI: DESC. SALIDA IRREGULA DNI: DNI DES: DESCALIFICADO
 RT: RETIRADO DVI: DESC. VIRAJE IRREGULA DSA: DESC. SALIDA ANTICIP DLI: DESC LLEGADA IRREGUL BAJ: BAJA

MSL SW.RESULTADOS_PRUEBA.132- Información correcta a 15:18:24 29/06/2017

1 / 1

SPORTEC Sistemas de Información, MSL Software - www.msl.es

RK	Licencia	Nombre	Año	Club	T.R.	Pts.	Resultado
	T00001816	SIPOS TIMEA	2006	HUNGAR		0,0	BAJ

SUS: SUSTITUCIONES NP: NO PRESENTADO DSI: DESC. SALIDA IRREGULA DNI: DNI DES: DESCALIFICADO
 RT: RETIRADO DVI: DESC. VIRAJE IRREGULA DSA: DESC. SALIDA ANTICIP DLI: DESC LLEGADA IRREGUL BAJ: BAJA

MSL SW.RESULTADOS_PRUEBA.133- Información correcta a 15:19:56 29/06/2017

1 / 1

SPORTEC Sistemas de Información, MSL Software - www.msl.es



60-69 FEMENINO

RK	Licencia	Nombre	Año	Club	Pts.	Resultado
1	T00000491	MARTIN ALLEGRA JANE	1954	GREAT BRIT	19,0	58.00 FINAL
						57.40 PRELIMINAR
2	T00000387	MANUWALD-SEEMUELLER GUDRUN	1949	GERMANY	16,0	1:01.36 FINAL
						59.52 PRELIMINAR
3	T00000158	FORREST LESLEY ANNE	1957	GREAT BRIT	14,0	1:03.47 FINAL
						1:04.85 PRELIMINAR
4	T00002256	BALKENENDE SIMONE	1957	NETHERLAND	13,0	1:05.98 FINAL
						1:05.13 PRELIMINAR
5	T00000279	KRILOW-LORENZ DONNA MARIE	1957	CANADA	12,0	1:15.96 FINAL
						1:16.46 PRELIMINAR
6	T00001444	ARDEVOL MARIE JOSEPHE	1952	FRANCE	11,0	1:16.89 FINAL
						1:19.82 PRELIMINAR
7	T00000629	KIRKMAN ROBYN PAMELA	1955	AUSTRALIA	10,0	1:23.97 FINAL
						1:16.84 PRELIMINAR
8	T00002002	RAMSEY DEBORAH KAY	1955	UNITED STAT	9,0	2:02.88 FINAL
						1:51.20 PRELIMINAR
9	T00000749	GERLACH KATHLEEN DIANE	1954	UNITED STAT	8,0	1:57.16 PRELIMINAR

 SUS: SUSTITUCIONES
 RT: RETIRADO

 NP: NO PRESENTADO
 DVI: DESC. VIRAJE IRREGULA

 DSI: DESC. SALIDA IRREGULA DNI: DNI
 DSA: DESC. SALIDA ANTICIP

 DES: DESCALIFICADO
 DLI: DESC LLEGADA IRREGUL BAJ: BAJA

50-59 FEMENINO

RK	Licencia	Nombre	Año	Club	Pts.	Resultado
1	T00000792	FERGUSON GILLIAN	1963	GREAT BRIT	19,0	48.11 WR
2	T00001368	TABORDA MARIA	1967	PORTUGAL	16,0	52.85
3	T00000090	LANE PAMELA HELEN	1962	GREAT BRIT	14,0	58.86
4	T00000226	SIMAN-TOV HAGIT	1963	ISRAEL	13,0	59.48
5	T00000062	LATAILLE ROBIN	1962	UNITED STAT	12,0	1:05.10
	T00000919	MERZ INGRID	1962	SWITZERLAN	0,0	BAJ

 SUS: SUSTITUCIONES
 RT: RETIRADO

 NP: NO PRESENTADO
 DVI: DESC. VIRAJE IRREGULA

 DSI: DESC. SALIDA IRREGULA
 DSA: DESC. SALIDA ANTICIP

 DNI: DNI
 DLI: DESC LLEGADA IRREGUL
 BAJ: BAJA

DES: DESCALIFICADO



SW.RESULTADOS_PRUEBA_CA Información correcta a 15:23:10 29/06/2017

1 / 1

Sistemas de Información, MSL Software - www.msl.es



40-49 FEMENINO

RK	Licencia	Nombre	Año	Club	Pts.	Resultado
1	T00000452	DU PLESSIS LISA	1971	SOUTH AFRI	19,0	42.11 WR
2	T00002523	CUTHERBERTSON LISA	1968	AUSTRALIA	16,0	48.47
3	T00001355	TARLING SUSAN	1969	GREAT BRIT	14,0	50.13
4	T00001215	TIRRONEN ANNE	1968	FINLAND	13,0	55.37
5	T00000649	BYRNES STENZEL ISABEL YURIKO	1972	UNITED STAT	12,0	56.39
6	T00000619	GREGAN SHEILA	1969	IRELAND	11,0	58.11
7	T00000812	PREVOST KARINA	1972	CANADA	10,0	1:06.89
	T00001014	PITMAN JENNIE A.	1973	UNITED STAT	0,0	BAJ
	T00001950	ESPEJO CAROLINA	1969	ARGENTINA	0,0	BAJ
	T00002481	ESCUDERO ROSAURA	1971	ARGENTINA	0,0	BAJ

 SUS: SUSTITUCIONES
 RT: RETIRADO

 NP: NO PRESENTADO
 DVI: DESC. VIRAJE IRREGULA

 DSI: DESC. SALIDA IRREGULA
 DNI: DNI
 DSA: DESC. SALIDA ANTICIP

 DES: DESCALIFICADO
 DLI: DESC LLEGADA IRREGUL
 BAJ: BAJA

30-39 FEMENINO

RK	Licencia	Nombre	Año	Club	Pts.	Resultado			
1	T00000352	COX JODIE MARIE	1981	GREAT BRIT	50	42.28	19,0	42.28	FINAL
						42.28			
						41.76	WR	41.76	PRELIMINAR
						41.76			
2	T00000324	GLOVER KATHRYN ELIZABETH	1981	GREAT BRIT	50	46.85	16,0	46.85	FINAL
						46.85			
						48.17		48.17	PRELIMINAR
						48.17			
3	T00001188	VAN KEMPEN EVY	1986	NETHERLAND	50	47.82	14,0	47.82	FINAL
						47.82			
						49.68		49.68	PRELIMINAR
						49.68			
4	T00000745	PHILLIPS KATE	1985	AUSTRALIA	50	51.18	13,0	51.18	FINAL
						51.18			
						51.80		51.80	PRELIMINAR
						51.80			
5	T00000377	PENTHER JANKA	1982	GREAT BRIT	50	53.67	12,0	53.67	FINAL
						53.67			
						53.27		53.27	PRELIMINAR
						53.27			
6	T00001744	FONSECA PATRICIA	1985	BRAZIL	50	1:01.85	11,0	1:01.85	FINAL
						:01.85			
						1:00.09		1:00.09	PRELIMINAR
						:00.09			
7	T00002473	RUGGIERI SILVANA ANDREA	1987	ARGENTINA	50	53.44	9,5	BAJ	FINAL
						53.44			
						53.44		53.44	PRELIMINAR
						53.44			
7	T00002358	HABEGGER JESSICA	1984	SWITZERLAN	50	51.06	9,5	BAJ	FINAL
						51.06			
						51.06		51.06	PRELIMINAR
						51.06			
9	T00000885	HOGAN ORLA HIGAN	1978	IRELAND	50	1:27.13	8,0	1:27.13	PRELIMINAR
						:27.13			
	T00001780	ANSÓ ROMEO MARTA	1979	SPAIN		0,0	BAJ	PRELIMINAR	
	T00001811	VARGAS SONIA CAROLINA	1982	COLOMBIA		0,0	BAJ	PRELIMINAR	

 SUS: SUSTITUCIONES
 RT: RETIRADO

 NP: NO PRESENTADO
 DVI: DESC. VIRAJE IRREGULA

 DSI: DESC. SALIDA IRREGULA DNI: DNI
 DSA: DESC. SALIDA ANTICIP DLI: DESC LLEGADA IRREGUL

 DES: DESCALIFICADO
 BAJ: BAJA


SW.RESULTADOS_PRUEBA_CA

Información correcta a 15:25:37 29/06/2017

1 / 1

Sistemas de Información, MSL Software - www.msl.es



18-29 FEMENINO

RK	Licencia	Nombre	Año	Club	Pts.	Resultado
1	T00000819	MACKENZIE NICOLE	1997	GREAT BRIT	19,0	40.76
2	T00001386	HOYT ERINN ELIZABETH	1990	UNITED STAT	16,0	46.23
3	T00001155	BREDSCHNEIJDER ROWENA CLARISSA	1988	NETHERLAND	14,0	48.73
4	T00001606	LAM YIN TSUN	1999	HONG KONG	13,0	49.64
5	T00000210	RUSS ELLEN CHARLOTTE	1998	GREAT BRIT	12,0	51.95
6	T00000285	MEE LUCIA QUINNEY	1999	GREAT BRIT	11,0	54.42
7	T00000068	BROOKES AYESHA GRACE	1997	GREAT BRIT	10,0	57.48
8	T00001716	LAGOUTTE CHARLENE	1996	FRANCE	9,0	1:01.05

 SUS: SUSTITUCIONES
 RT: RETIRADO

 NP: NO PRESENTADO
 DVI: DESC. VIRAJE IRREGULA

 DSI: DESC. SALIDA IRREGULA
 DSA: DESC. SALIDA ANTICIP

 DNI: DNI
 DLI: DESC LLEGADA IRREGUL BAJ: BAJA

DES: DESCALIFICADO

70 AND OVER MASCULINO

RK	Licencia	Nombre	Año	Club	Pts.	Resultado
1	T00001852	GLASO PER	1946	NORWAY	50	55.96
2	T00000589	KIRKBRIDE ROBERT	1943	AUSTRALIA	50	56.94
3	T00002206	UOTINEN VEIJO	1945	FINLAND	50	58.19
4	T00000832	STOETZER PETER E.	1942	GERMANY	50	1:04.90
5	T00001536	DUIN. JOHAN J.C.L.	1942	NETHERLAND	50	1:05.26
6	T00001107	WINTER DICK	1937	CANADA	50	1:10.16

 SUS: SUSTITUCIONES
 RT: RETIRADO

 NP: NO PRESENTADO
 DVI: DESC. VIRAJE IRREGULA

 DSI: DESC. SALIDA IRREGULA
 DSA: DESC. SALIDA ANTICIP

 DNI: DNI
 DLI: DESC LLEGADA IRREGUL BAJ: BAJA

DES: DESCALIFICADO



SW.RESULTADOS_PRUEBA_CA

Información correcta a 15:29:33 29/06/2017

1 / 1

Sistemas de Información, MSL Software - www.msl.es



60-69 MASCULINO

RK	Licencia	Nombre	Año	Club	Pts.	Resultado
1	T00000663	KLAHN WILLIAM LEE	1953	UNITED STAT	19,0	50' 42.56 FINAL
						50' 42.94 PRELIMINAR
2	T00002075	JINXIANG LU	1956	CHINA	16,0	50' 43.79 FINAL
						50' 47.39 PRELIMINAR
3	T00000081	ADAMS RICHARD JOHN	1950	GREAT BRIT	14,0	50' 48.27 FINAL
						50' 48.74 PRELIMINAR
4	T00001427	SEM CHAK PING	1952	HONG KONG	13,0	50' 52.20 FINAL
						50' 52.47 PRELIMINAR
5	T00001331	NADASDY JOZSEF	1952	HUNGARY	12,0	50' 52.59 FINAL
						50' 54.28 PRELIMINAR
6	T00000517	MARCINIAK ANDRZEJ	1956	POLAND	11,0	50' 56.32 FINAL
						50' 57.90 PRELIMINAR
7	T00001430	TAI CHI YAN	1956	HONG KONG	10,0	50' 1:04.08 FINAL
						50' 1:01.68 PRELIMINAR
8	T00001698	CHARRETIE R. PIERRE	1951	FRANCE	9,0	50' 1:09.50 FINAL
						50' 1:08.54 PRELIMINAR
9	T00002024	HUA DAPING	1954	CHINA	8,0	50' 1:09.34 PRELIMINAR
						50' 1:09.34 PRELIMINAR

 SUS: SUSTITUCIONES
 RT: RETIRADO

 NP: NO PRESENTADO
 DVI: DESC. VIRAJE IRREGULA

 DSI: DESC. SALIDA IRREGULA DNI: DNI
 DSA: DESC. SALIDA ANTICIP DLI: DESC LLEGADA IRREGUL

 DES: DESCALIFICADO
 BAJ: BAJA

50-59 MASCULINO

RK	Licencia	Nombre	Año	Club	Pts.	Resultado			
1	T00000653	MAURIK PETER	1963	NETHERLAND	50	41.49	19,0	41.49	FINAL
						41.49	47.69	47.69	PRELIMINAR
2	T00000666	BARRIE HAMISH	1963	GREAT BRIT	50	41.59	16,0	41.59	FINAL
						41.59	41.04	41.04	PRELIMINAR
3	T00000188	HELLRIEGEL PETER	1964	GERMANY	50	41.77	14,0	41.77	FINAL
						41.77	44.54	44.54	PRELIMINAR
4	T00000185	KRASSELT THORSTEN	1964	GERMANY	50	43.33	13,0	43.33	FINAL
						43.33	45.97	45.97	PRELIMINAR
5	T00001332	KRUCSO ZSOLT	1964	HUNGARY	50	47.40	12,0	47.40	FINAL
						47.40	47.49	47.49	PRELIMINAR
6	T00001830	COSTA JOSE FELISBERTO	1962	PORTUGAL	50	51.78	11,0	51.78	FINAL
						51.78	53.01	53.01	PRELIMINAR
7	T00002436	KERSZBERG JUAN CARLOS	1959	ARGENTINA	50	52.30	10,0	52.30	FINAL
						52.30	53.19	53.19	PRELIMINAR
8	T00001672	HANI MOHAMMADK MOHSEN	1958	REPUBLIC OF	50	58.89	9,0	BAJ	FINAL
						58.89	58.89	58.89	PRELIMINAR
9	T00001697	PLESOIANU LUCIAN	1964	ROMANIA	50	1:47.24	0,0	1:47.24	PRELIMINAR
						47.24			
	T00000609	SEREJKO ROBERT	1966	POLAND		0,0	DES	PRELIMINAR	
	T00000679	BLONSKI ZBIGNIEW	1963	POLAND		0,0	BAJ	PRELIMINAR	

 SUS: SUSTITUCIONES
 RT: RETIRADO

 NP: NO PRESENTADO
 DVI: DESC. VIRAJE IRREGULA

 DSI: DESC. SALIDA IRREGULA
 DNI: DNI
 DSA: DESC. SALIDA ANTICIP
 DLI: DESC LLEGADA IRREGUL

 DES: DESCALIFICADO
 BAJ: BAJA

40-49 MASCULINO

RK	Licencia	Nombre	Año	Club	Pts.	Resultado
1	T00002006	BURROWS MATTHEW	1977	GREAT BRIT	19,0	36.82 FINAL 36.82 38.50 PRELIMINAR 38.50
2	T00000675	CASTLE MATTHEW	1971	UNITED STAT	16,0	37.29 FINAL 37.29 38.49 PRELIMINAR 38.49
3	T00000604	LEWANDOWSKI ANDRZEJ	1968	POLAND	14,0	37.75 FINAL 37.75 39.22 PRELIMINAR 39.22
4	T00002085	LEAL MARCO ANTONIO	1969	MEXICO	13,0	38.91 FINAL 38.91 41.91 PRELIMINAR 41.91
5	T00001245	PULIK RAN	1968	GREAT BRIT	12,0	40.29 FINAL 40.29 41.42 PRELIMINAR 41.42
6	T00000668	BARENDESE PETER ARNOLD	1969	NETHERLAND	11,0	43.50 FINAL 43.50 43.83 PRELIMINAR 43.83
7	T00001827	OLIVEIRA FRANCISCO EDUARDO	1976	PORTUGAL	10,0	47.50 FINAL 47.50 49.01 PRELIMINAR 49.01
8	T00001294	REYES CANO RAFAEL	1975	SPAIN	9,0	52.02 FINAL 52.02 51.85 PRELIMINAR 51.85
9	T00001783	DIAZ REDONDO OSCAR	1971	SPAIN	8,0	52.72 PRELIMINAR 52.72
10	T00001687	KHEFACHA RIADH	1968	TUNISIA	7,0	1:04.84 PRELIMINAR :04.84
11	T00002238	YASHAR ELI	1968	ISRAEL	6,0	1:33.76 PRELIMINAR :33.76
	T00000546	JOTIKABUKKANA ANUTRA	1968	THAILAND	0,0	BAJ PRELIMINAR
	T00002297	SEREIR NADJI	1977	SPAIN	0,0	BAJ PRELIMINAR
	T00001099	TIRRONEN JANNE	1976	FINLAND	0,0	BAJ PRELIMINAR
	T00001396	GJERDE ERLEND	1976	NORWAY	0,0	BAJ PRELIMINAR
	T00002086	JIANHUI TANG	1972	CHINA	0,0	BAJ PRELIMINAR

 SUS: SUSTITUCIONES
 RT: RETIRADO

 NP: NO PRESENTADO
 DVI: DESC. VIRAJE IRREGULA

 DSI: DESC. SALIDA IRREGULA
 DNI: DNI
 DSA: DESC. SALIDA ANTICIP
 DLI: DESC LLEGADA IRREGUL

 DES: DESCALIFICADO
 BAJ: BAJA

30-39 MASCULINO

RK	Licencia	Nombre	Año	Club	Pts.	Resultado			
1	T00001346	NORMAN PARSONS ANTHONY	1981	CANADA	50	37.34	19,0	37.34	FINAL
						37.34	36.90	PRELIMINAR	
2	T00000704	JANCZEWSKI JAKUB	1984	POLAND	50	37.70	16,0	37.70	FINAL
						37.70	40.55	PRELIMINAR	
3	T00001548	VIERS PIERRE	1987	FRANCE	50	39.17	14,0	39.17	FINAL
						39.17	41.59	PRELIMINAR	
4	T00002476	SACHERO HERNAN	1978	ARGENTINA	50	39.22	13,0	39.22	FINAL
						39.22	39.59	PRELIMINAR	
5	T00002150	NEUHÄUSER EMERAN	1985	GERMANY	50	40.18	12,0	40.18	FINAL
						40.18	48.49	PRELIMINAR	
6	T00002257	RAYMOND BENOIT	1982	CANADA	50	42.49	11,0	42.49	FINAL
						42.49	43.23	PRELIMINAR	
7	T00002327	AFENTOULIS DIMITRIOS	1979	GREECE	50	47.28	10,0	47.28	FINAL
						47.28	49.35	PRELIMINAR	
8	T00001475	BIGEL GREGORY	1978	FRANCE	50	50.23	9,0	50.23	FINAL
						50.23	51.60	PRELIMINAR	
9	T00000070	DOLEZAL ANDRE	1979	SWITZERLAN	50	1:01.84	8,0	1:01.84	PRELIMINAR
						:01.84			

 SUS: SUSTITUCIONES
 RT: RETIRADO

 NP: NO PRESENTADO
 DVI: DESC. VIRAJE IRREGULA

 DSI: DESC. SALIDA IRREGULA DNI: DNI
 DSA: DESC. SALIDA ANTICIP DLI: DESC LLEGADA IRREGUL

 DES: DESCALIFICADO
 BAJ: BAJA

18-29 MASCULINO

RK	Licencia	Nombre	Año	Club	Pts.	Resultado
1	T00000310	CARRINGTON GALEN LEBAN	1990	UNITED STAT	50	37.40
						37.40
2	T00001049	HEYCOCK KIERAN	1996	GREAT BRIT	50	37.92
						37.92
3	T00002293	KOTZAPANAGIOTIS GEORGIOS	1993	GREECE	50	38.31
						38.31
4	T00002487	GARRIDO CRISTIAN	1991	ARGENTINA	50	38.76
						38.76
5	T00001284	VAN HULZEN LARS	1997	NETHERLAND	50	39.82
						39.82
6	T00002292	KORCSIK ADAM L	1997	HUNGARY	50	40.10
						40.10
7	T00001850	TORRES COLLADO ALBERTO	1990	SPAIN	50	44.41
						44.41
8	T00000522	STEPNIAK JAN	1988	POLAND	50	44.62
						44.62

 SUS: SUSTITUCIONES
 RT: RETIRADO

 NP: NO PRESENTADO
 DVI: DESC. VIRAJE IRREGULA

 DSI: DESC. SALIDA IRREGULA
 DNI: DNI
 DSA: DESC. SALIDA ANTICIP
 DLI: DESC LLEGADA IRREGUL

 DES: DESCALIFICADO
 BAJ: BAJA

15-17 FEMENINO

RK	Licencia	Nombre	Año	Club	Pts.	Resultado	
1	T00001885	REDGATE EMMA FIONA	2001	GREAT BRIT	50' 49.75	19,0	49.75 FINAL
					50' 49.82		49.82 PRELIMINAR
2	T00001740	ERAVILLE MARINE	2001	FRANCE	50' 58.66	16,0	58.66 PRELIMINAR
					50' 58.66		
	T00002035	BRANCATO EMMA OLIVIA	2001	SWITZERLAN		0,0	BAJ PRELIMINAR

12-14 FEMENINO

RK	Licencia	Nombre	Año	Club	Pts.	Resultado	
1	T00002334	SÜLI FLORA ANETT	2003	HUNGARY	50' 43.58	19,0	43.58 WR FINAL
					50' 45.37		45.37 PRELIMINAR
2	T00002174	FRENCH MIYA YOSHIHATA	2004	UNITED STAT	50' 46.17	16,0	46.17 FINAL
					50' 45.57		45.57 PRELIMINAR
3	T00001596	WOODEN GWENDOLYNN	2004	UNITED STAT	50' 46.51	14,0	46.51 FINAL
					50' 46.93		46.93 PRELIMINAR
4	T00000464	FRENCH ELSPETH HELEN	2003	GREAT BRIT	50' 46.71	13,0	46.71 FINAL
					50' 48.44		48.44 PRELIMINAR
5	T00002051	DE ROSSI DANIELA	2004	ITALY	50' 52.66	12,0	52.66 FINAL
					50' 53.27		53.27 PRELIMINAR
6	T00000428	CARTER CLAUDIA MYRA	2005	AUSTRALIA	50' 54.26	11,0	54.26 FINAL
					50' 53.83		53.83 PRELIMINAR
7	T00000143	GREENWOOD ELLIE LOUISE	2005	GREAT BRIT	50' 54.46	10,0	54.46 FINAL
					50' 54.07		54.07 PRELIMINAR
8	T00000481	SEMENIUK ALICIA	2005	CANADA	50' 54.37	9,0	54.37 PRELIMINAR
					50' 54.37		

 SUS: SUSTITUCIONES
 RT: RETIRADO

 NP: NO PRESENTADO
 DVI: DESC. VIRAJE IRREGULA

 DSI: DESC. SALIDA IRREGULA DNI: DNI
 DSA: DESC. SALIDA ANTICIP DLI: DESC LLEGADA IRREGUL

 DES: DESCALIFICADO
 BAJ: BAJA

15-17 MASCULINO

RK	Licencia	Nombre	Año	Club	Pts.	Resultado		
1	T00001817	MOLNAR FARKAS MARK	2000	HUNGARY	50	38.65 38.65	19,0	38.65
2	T00000180	BONNELL RHYS PETER	2001	GREAT BRIT	50	40.62 40.62	16,0	40.62
3	T00000292	MEIKLE PAUL	2002	GREAT BRIT	50	43.53 43.53	14,0	43.53

12-14 MASCULINO

RK	Licencia	Nombre	Año	Club	Pts.	Resultado		
1	T00000597	SHAH-ACKROYD KIAN	2005	UNITED STAT	50	57.51 57.51	19,0	57.51

 SUS: SUSTITUCIONES
 RT: RETIRADO

 NP: NO PRESENTADO
 DVI: DESC. VIRAJE IRREGULA

 DSI: DESC. SALIDA IRREGULA
 DNI: DNI
 DSA: DESC. SALIDA ANTICIP

 DES: DESCALIFICADO
 DLI: DESC LLEGADA IRREGUL
 BAJ: BAJA

RK	Club	Nombre	Club					Pts.	Resultado		
1	T0005	GREAT BRITAIN AND NORTHER	GREAT BRITAIN A	50	40.14	1:20.34	1:56.60	2:27.41	38,0	2:27.41	WR
					40.14	40.20	36.26	30.81			
2	T0004	UNITED STATES	UNITED STATES	50	41.42	1:31.67	2:12.42	2:44.16	32,0	2:44.16	
					41.42	50.25	40.75	31.74			
3	T0002	HUNGARY	HUNGARY	50	44.58	1:30.82	1:29.37	2:58.02	28,0	2:58.02	
					44.58	46.24	0.00	:28.65			
4	T0016	ARGENTINA	ARGENTINA	50	50.69	1:42.25	2:25.23	3:01.43	26,0	3:01.43	
					50.69	51.56	42.98	36.20			
5	T0009	AUSTRALIA	AUSTRALIA	50	1:15.35	2:03.44	2:45.28	3:33.79	24,0	3:33.79	
					:15.35	48.09	41.84	48.51			
6	T0001	FRANCE	FRANCE	50	1:05.31	2:02.25	2:55.84	3:43.55	22,0	3:43.55	
					:05.31	56.94	53.59	47.71			
	T0008	CANADA	CANADA						0,0	BAJ	
	T0018	SWITZERLAND	SWITZERLAND						0,0	BAJ	
	T0040	IRELAND	IRELAND						0,0	BAJ	

 SUS: SUSTITUCIONES
 RT: RETIRADO

 NP: NO PRESENTADO
 DVI: DESC. VIRAJE IRREGULA

 DSI: DESC. SALIDA IRREGULA
 DNI: DNI
 DSA: DESC. SALIDA ANTICIP
 DLI: DESC LLEGADA IRREGUL

 DES: DESCALIFICADO
 BAJ: BAJA

RK	Club	Nombre	Club									Pts.	Resultado	
1	T0005	GREAT BRITAIN AND NORTHER	GREAT BRITAIN A	50	28.97	100	55.77	150	1:23.69	200	1:48.65	38,0	1:48.65	WR
					28.97		26.80		27.92		24.96			
2	T0016	ARGENTINA	ARGENTINA	50	29.61	100	58.72	150	1:30.07	200	1:56.85	32,0	1:56.85	
					29.61		29.11		31.35		26.78			
3	T0024	POLAND	POLAND	50	31.89	100	1:02.65	150	1:32.60	200	2:00.88	28,0	2:00.88	
					31.89		30.76		29.95		28.28			
4	T0008	CANADA	CANADA	50	36.88	100	1:06.64	150	1:34.74	200	2:02.67	26,0	2:02.67	
					36.88		29.76		28.10		27.93			
5	T0004	UNITED STATES	UNITED STATES	50	29.22	100	1:01.74	150	1:36.43	200	2:04.32	24,0	2:04.32	
					29.22		32.52		34.69		27.89			
6	T0012	SPAIN	SPAIN	50	30.39	100	1:05.34	150	1:39.55	200	2:09.00	22,0	2:09.00	
					30.39		34.95		34.21		29.45			
7	T0009	AUSTRALIA	AUSTRALIA	50	33.53	100	1:05.80	150	1:38.55	200	2:10.91	20,0	2:10.91	
					33.53		32.27		32.75		32.36			
8	T0002	HUNGARY	HUNGARY	50	32.70	100	1:09.12	150	1:46.30	200	2:17.75	18,0	2:17.75	
					32.70		36.42		37.18		31.45			
9	T0023	MEXICO	MEXICO	50		100	1:20.54	150	2:01.90	200	2:31.65	16,0	2:31.65	
							20.54		41.36		29.75			
10	T0001	FRANCE	FRANCE	50	32.87	100	1:07.89	150	1:48.33	200	2:44.85	14,0	2:44.85	
					32.87		35.02		40.44		56.52			
	T0010	GERMANY	GERMANY									0,0	BAJ	
	T0014	NETHERLANDS	NETHERLANDS									0,0	BAJ	
	T0017	ITALY	ITALY									0,0	BAJ	
	T0018	SWITZERLAND	SWITZERLAND									0,0	BAJ	
	T0019	SOUTH AFRICA	SOUTH AFRICA									0,0	BAJ	
	T0027	PORTUGAL	PORTUGAL									0,0	BAJ	
	T0029	CHINA	CHINA									0,0	BAJ	
	T0031	REPUBLIC OF IRAN, ISLAMIC	REPUBLIC OF IRA									0,0	BAJ	

 SUS: SUSTITUCIONES
 RT: RETIRADO

 NP: NO PRESENTADO
 DVI: DESC. VIRAJE IRREGULA

 DSI: DESC. SALIDA IRREGULA
 DSA: DESC. SALIDA ANTICIP

 DNI: DNI
 DLI: DESC LLEGADA IRREGUL

 DES: DESCALIFICADO
 BAJ: BAJA

TABLE TENNIS MALE

Category: Male 9-14											
GROUP Unique											
Players	Code	Nº	1	2	3	4	W	L	Clasif.		
DIEZ CREVECOREVR, SANTIAGO (AR)	1	1	X	0	0	1	0	3	3		
Collins, Robert Matthew(GBR)	2	2	2	X	0	0	1	2	3		
Rost, Esben (GBR)	3	3	2	2	X	2	3	0	1		
Boshoff, Jakobus Abraham(RSA)	4	4	2	2	0	X	2	1	2		
Category: Male 15-17											
GROUP 1											
Players	Code	Nº	1	2	3	4	W	L	Clasif.		
Robbins, Stuart (GBR)	6	1	X	2	2	x	2	0	1		
PIGREE, Tidiane (FRA)	5	2	0	X	2	x	1	1	2		
Flores, Michael (USA)	12	3	0	0	X	x		2			
..... X		4	x	x	x	X	x	x	x		
GROUP 2											
Players	Code	Nº	1	2	3	4	W	L	Clasif.		
Choi, Ki Sang (HKG)	8	1	X	2	0	2	2	1	2		
Lium, Kurt,Jin Teng (SIN)	10	2	0	X	0	0	0	3			
Dawson, Luke (RSA)	11	3	2	2	X	2	3	0	1		
Bartlett, James William(GBR)	7	4	2	0	0	X	1	2			
Category: Male 18-29											
GROUP 1											
Players	Code	Nº	1	2	3	4	5	6	W	L	Clasif.
..... X		1	X	x	x	x	x	x	x	x	x
..... X		2	x	X	x	x	x	x	x	x	x
Airey, Tyler Wade(AUS)	14	3	x	x	X	0	0	1	0	3	
COCHARD, Maxime (FRA)	15	4	x	x	2	X	0	2	2	1	2
Kóka, Zoltán János (HUN)	21	5	x	x	2	2	X	2	3	0	1
Bell, Matthew Alexander(GBR)	19	6	x	x	2	0	0	X	1	2	
GROUP 2											
Players	Code	Nº	1	2	3	4	5	6	W	L	Clasif.
Karnkayan, Nopparat (THA)	28	1	X	2	2	1	2	2	4	1	2
Roonan, Samuel Gilbert(GBR)	18	2	0	X	0	0	0	2	1	4	
CONI, Guillaume (FRA)	16	3	0	2	X	0	0	0	1	4	
Diakoumakos, Alexandros (GRE)	20	4	2	2	2	X	2	2	5	0	1
Quitner, Péter (HUN)	23	5	2	2	0	0	X	0	2	3	
Ahmadi, Seyed Mojtaba (IRI)	24	6	0	0	2	0	2	X	2	3	
GROUP 3											
Players	Code	Nº	1	2	3	4	5	W	L	Clasif.	
Tóth, Attila (HUN)	22	1	X	2	2	2	2	4	0	1	
Klitsch, Michael (GER)	17	2	0	X	2	2	2	3	1	2	
Billa, Youssef(MAR)	26	3	0	0	X	1	2	1	3		
Tan, Matthew (SIN)	27	4	0	0	2	X	2	2	2		
Dambach, Kai (USA)	29	5	0	0	0	0	X	0	4		

Category: Male 30-39												
GROUP 1												
Players	Code	Nº	1	2	3	4	5	6	W	L	Clasif.	
Tishegaran, Kayvan (IRI)	34	1	X	2	1	2	2	2	4	1	2	
Ponsot, Christophe (FRA)	30	2	0	X	0	1	0	0	0	5		
Corgnale, Marco (ITA)	35	3	2	2	X	2	2	2	5	0	1	
Santos, António Moleiro (POR)	38	4	0	2	0	X	1	0	1	4		
Rustemov, Arif (TUR)	47	5	0	2	0	2	X	0	2	3		
Lindström, Johan (SWE)	40	6	0	2	0	2	2	X	3	2		
GROUP 2												
Players	Code	Nº	1	2	3	4	5	6	W	L	Clasif.	
Thamniyom, Wassapol (THA)	42	1	X	x	2	2	2	x	3	0	1	
..... X		2	x	X	x	x	x	x	x	x	x	
PITZALIS, ENRICO (ITA)	36	3	0	x	X	2	0	x	1	2		
Bellon, Miguel (SUI)	41	4	0	x	0	X	0	x	0	3		
Gasimov, Sahil (TUR)	43	5	0	x	2	2	X	x	2	1	2	
..... X		6	x	x	x	x	x	X	x	x	x	
GROUP 3												
Players	Code	Nº	1	2	3	4	5	6	W	L	Clasif.	
Hook, Andrew Stephen (GBR)	31	1	X	x	0	x	x	x	0	1	2	
..... X		2	x	X	x	x	x	x	x	x		
Rigo, Marco (ITA)	37	3	2	x	X	x	x	x	1	0	1	
..... X		4	x	x	x	X	x	x	x	x		
..... X		5	x	x	x	x	X	x	x	x		
..... X		6	x	x	x	x	x	X	x	x		
Category: Male 40-49												
GROUP 1												
Players	Code	Nº	1	2	3	4	5	6	W	L	Clasif.	
Fattahi, Babak (IRI)	59	1	X	2	2	2	2	2	5	0	1	
Andreadis, Dimitrios (GRE)	54	2	0	X	1	1	2	2	2	3		
PEREZ, Laurent (FRA)	50	3	0	2	X	1	0	2	2	3		
Rogers, Matt (GBR)	53	4	0	2	2	X	2	2	4	1	2	
Ferencz, Károly (HUN)	57	5	0	0	2	0	X	2	2	3		
Suwansin, Anan (THA)	70	6	0	0	0	0	0	X	2	5		
GROUP 2												
Players	Code	Nº	1	2	3	4	5	6	W	L	Clasif.	
ESPECHE, EZEQUIEL (AR)	48	1	X	2	2	2	2	2	5	0	1	
MEUNIER, Christophe (FRA)	51	2	0	X	2	2	2	2	4	1	2	
Aneja, Samir (USA)	73	3	0	0	X	2	2	2	3	2		
Mehdinejad Dorosti, Ramin (IRI)	60	4	0	0	0	X	2	0	1	4		
Uspanov, Zhanibek (KAZ)	62	5	0	0	0	0	X	0	1	4		
Sukchan, Siam (THA)	68	6	0	0	0	2	2	X	2	3		
GROUP 3												
Players	Code	Nº	1	2	3	4	5	6	7	W	L	Clasif.
Kalos, Konstantinos (GRE)	55	1	X	0	0	2	2	2	2	4	2	
MERRE, Christophe (FRA)	52	2	2	X	2	2	2	2	2	6	0	1
Csuti, János László (HUN)	58	3	2	1	X	2	2	2	2	5	1	2
Khovdakhhan, Apreskhan (KAZ)	63	4	1	0	0	X	2	1	1	1	5	
Lorenzana, Florian (SUI)	66	5	0	0	0	0	X	0	1	0	6	
Thamsen, Juckrapob (THA)	67	6	0	0	0	2	2	X	1	2	4	
Henry, Calvin (USA)	71	7	0	0	0	2	2	2	X	3	3	

GROUP 4												
Players	Code	Nº	1	2	3	4	5	6	7	W	L	Clasif.
Billstrom, Anders (SWE)	65	1	X	2	0	2	2	2	2	5	1	2
Paraskevas, Ioannis (GRE)	56	2	0	X	0	2	2	2	0	3	3	
Coolen, Martin (NED)	64	3	1	2	X	2	2	2	2	5	1	1
Meikaruchit, Natpasan (THA)	69	4	0	0	0	X	2	0	1	1	5	
VOLPE, STEFANO (ITA)	61	5	0	0	0	0	X	0	0	0	6	
Barndt, Brian (USA)	72	6	0	1	0	2	2	X	2	3	3	
Lösch, Gerald (AUT)	49	7	0	2	0	2	2	0	X	3	3	
Category: Male 50-59												
GROUP 1												
Players	Code	Nº	1	2	3	4	5	6	7	W	L	Clasif.
Szendi, János (HUN)	89	1	X	2	x	1	2	2	0	3	2	
Mercado, Eduardo Ariel	74	2	0	X	x	0	0	0	0	0	5	
..... X		3	x	x	X	x	x	x	x	x	x	x
GAO, WENZHONG (CHN)	76	4	2	2	x	X	2	2	2	5	0	1
Malínský, Libor (CZE)	77	5	0	2	x	0	X	0	0	1	4	
Svendsen, Martin Martin (DEN)	78	6	0	2	x	0	2	X	1	2	3	
RACASSIN, Robin (FRA)	81	7	2	2	x	0	2	2	X	4	1	2
GROUP 2												
Players	Code	Nº	1	2	3	4	5	6	7	W	L	Clasif.
BAUDRY, Paul (FRA)	80	1	X	2	x	2	2	x	2	4	0	1
Mackic, Sasa (DEN)	79	2	0	X	x	0	0	x	0	0	4	
..... X		3	x	x	X	x	x	x	x	x	x	x
Navarro, Francisco José (ESP)	99	4	0	2	x	X	1	x	0	1	3	
Kabna, László (HUN)	90	5	0	2	x	2	X	x	2	3	1	2
..... X		6	x	x	x	x	X	X	x	x	x	x
Mould, John (GBR)	85	7	0	2	x	2	1	x	X	2	2	
GROUP 3												
Players	Code	Nº	1	2	3	4	5	6	7	W	L	Clasif.
GALAND, Thierry (FRA)	83	1	X	2	x	2	x	2	2	4	0	1
Nicholls, Jeremy John (GBR)	86	2	0	X	x	0	x	0	0		4	
..... X		3	x	x	x	x	x	x	x	x	x	x
Nurov, Zhetkinshek (KAZ)	93	4	0	2	x	X	x	0	0	1	3	
..... X		5	x	x	x	x	X	x	x	x	x	x
Stęlegowski, Marek (POL)	95	6	0	2	x	2	x	X	2	3	1	2
Carrasco, Martín (ESP)	98	7	0	2	x	2	x	0	X	2	2	
GROUP 4												
Players	Code	Nº	1	2	3	4	5	6	7	W	L	Clasif.
..... X		1	X	x	x	x	x	x	x	x	x	x
DE DIANOUS, Serge (FRA)	82	2	x	X	0	0	0	0	1	1	4	
Lang, Wayne (GBR)	87	3	x	2	X	0	0	2	2	3	2	
Chojnacki, Piotr (POL)	96	4	x	2	2	X	0	2	2	4	1	2
Xenos, Christos (GRE)	88	5	x	2	2	2	X	2	2	5	0	1
Thungsab, Surapon (THA)	100	6	x	2	0	0	0	X	2	2	3	
Dotson, Scott (USA)	101	7	x	2	0	0	0	0	X	1	4	

Category: Male 60-69										
GROUP 1										
Players	Code	Nº	1	2	3	4	5	W	L	Clasif.
Yeo, Kim Pheng, Vincent (SIN)	116	1	X	2	0	0	0		3	
Hauer, Rudolf (AUT)	102	2	1	X	0	0	0		3	
XU, SHIQIANG (CHN)	103	3	2	2	X	2	2	4	0	1
Savolainen, Jorma (FIN)	104	4	2	2	0	X	0	2	2	
Lorenzen, Wolfgang (GER)	105	5	2	2	0	2	X	3	1	2
GROUP 2										
Players	Code	Nº	1	2	3	4	5	W	L	Clasif.
Steude, Dietmar (GER)	106	1	X	2	2	2	2	4	0	1
Lai, Sui Lung (HKG)	108	2	0	X	2	2	2	3	1	2
SHIMONO, HIROSHI (JAP)	111	3	0	0	X	0	2	1	3	
KIM, JUNIL (KOR)	112	4	0	0	2	X	2	2	2	
Gutiérrez Fernande, Antonio	113	5	0	0	1	0	X	0	4	
GROUP 3										
Players	Code	Nº	1	2	3	4	5	W	L	Clasif.
Grundy, Mike (GBR)	107	1	X	2	0	2	0	2	2	
Wai, Shiu Yung (HKG)	109	2	0	X	0	0	0	0	4	
Vliet, John Van (NED)	114	3	2	2	X	2	2	4	0	1
SAVELIEV, YURY (RUS)	115	4	0	2	1	X	2	2	2	2
Chan, How Kiat (SIN)	117	5	2	2	0	0	X	2	2	
GROUP 4										
Players	Code	Nº	1	2	3	4	5	W	L	Clasif.
Kopecky, Robert (SVK)	118	1	X	2	2	2	2	4	0	1
Chan, Kwok Ping Benny (HKG)	110	2	0	X	2	2	2	3	1	2
Ames, Roy O (USA)	121	3	0	0	X	0	0	0	4	
Trejo Balsera, Melchor (ESP)	119	4	0	0	2	X	0	1	3	
Ekdahl, Lennart Alf Torsten (SWE)	120	5	1	0	1	2	X	2	2	
Category: Male 70 and Over										
GROUP Unique										
Players	Code	Nº	1	2	3	4	5	W	L	Clasif.
Capasso, Mario (AUS)	122	1	X	0	0	0	0	0	4	
OLSCHEWSKI, Friedhelm (GER)	123	2	2	X	2	2	2	4	0	1
Wright, Terry Edward (GBR)	124	3	2	0	X	2	2	3	1	2
Osnabrugge, Pieter (NED)	125	4	2	0	0	X	0	1	3	3
Lyons, Steven H (USA)	126	5	2	0	0	2	X	2	2	3

TABLE TENNIS FEMALE

Category: Female 12-29												
GROUP Unique												
Players	Code	Nº	1	2	3	4	5	6	7	W	L	Clas.
Piske, Marina (GER)	130	1	X	x	2	2	2	2	2	5	0	1
..... X		2	x	X	x	x	x	x	x	x	x	x
Stobie Platts, Millie (GBR)	132	3	0	x	X	0	0	0	0	0	5	
Binley, Charlotte Joanne (GBR)	133	4	0	x	2	X	2	0	2	3	2	3
BUCHANAN, ZOE MARYANN (GBR)	134	5	0	x	2	0	X	1	0	1	4	
Mohammadi Taghdir, Elham (IRI)	135	6	0	x	2	2	2	X	0	3	2	3
Beygi, Bahareh (IRI)	136	7	1	x	2	0	2	2	X	3	2	2
Category: Female 30-39												
GROUP 1												
Players	Code	Nº	1	2	3	4	5	W	L	Clasif.		
..... X		1	X	x	x	x	x	x	x	x		
Culot, Laetitia (BEL)	138	2	x	X	0	0	0	0	3			
Kornau, Sarah (GER)	139	3	x	2	X	2	0	2	1	2		
Bowskill, Lucy (GBR)	140	4	x	2	0	X	0	1	2			
Borji, Masoumeh (IRI)	141	5	x	2	2	2	X	3	0	1		
GROUP 2												
Players	Code	Nº	1	2	3	4	W	L	Clasif.			
KEUSTERMANS, Stéphanie (BEL)	137	1	X	x	0	0	0	2				
..... X		2	x	X	x	x						
Santos, Sofia (POR)	144	3	2	x	X	0	1	1	2			
Fransson, Lina (SWE)	145	4	2	x	2	X	2	0	1			
Category: Female 40-49												
GROUP 1												
Players	Code	Nº	1	2	3	4	5	W	L	Clasif.		
Tóth, Irma (HUN)	149	1	X	x	2	2	x	2	0	1		
..... X		2	x	X	x	x	x	x	x	x		
Downer, Claire Elizabeth (GBR)	147	3	0	x	X	0	x	0	2			
Sarttrarasert, Paranee (THA)	154	4	0	x	2	X	x	1	1	2		
..... X		5	x	x	x	x	X	x	x	x		
GROUP 2												
Players	Code	Nº	1	2	3	4	5	6	W	L	Clasif.	
Kongsuwan, Sirirat (THA)	155	1	X	0	0	2	1	0	1	4		
Elsen, Hester (NED)	151	2	2	X	1	2	2	0	3	2		
Kimla, Wioletta (POL)	152	3	2	2	X	2	2	2	5	0	1	
Lagree, Sandrine	176	4	0	0	0	X	0	0	0	5		
Bernal, Gladys (SIN)	153	5	2	0	0	2	X	0	2	3		
Slaney, Melissa (GBR)	148	6	2	2	0	2	2	X	4	1	2	

Category: Female 50-59											
GROUP 1											
Players	Code	Nº	1	2	3	4	5	W	L	Clasif.	
WJ, MEI (CHN)	159	1	X	2	2	2	2	4	0	1	
Field, Susan Jane (AUS)	156	2	0	X	0	0	0	0	4		
Lammers-de Vree, Berdien (NED)	164	3	0	2	X	2	2	3	1	2	
Dabal, Michele (USA)	166	4	0	2	0	X	2	2	2		
Cooper, Valerie (GBR)	162	5	0	2	0	1	X	1	3		
GROUP 2											
Players	Code	Nº	1	2	3	4	5	6	W	L	Clasif.
Bea, Beate (GER)	161	1	X	1	2	2	2	2	4	1	2
HE, XIN (CHN)	160	2	2	X	2	2	2	2	5	0	1
Hall, Catharine Mary Clifford (GBR)	163	3	0	0	X	0	2	0	1	4	
De Lange, Sandra Marie (AUS)	157	4	0	0	2	X	0	0	1	4	
Burri, Susanna (RSA)	165	5	0	0	0	2	X	2	2	3	
Jenal, Camilla Anne (AUS)	158	6	0	0	2	2	0	X	2	3	
Category: Female 60 and over											
GROUP 1											
Players	Code	Nº	1	2	3	4	5	W	L	Clasif.	
Reynolds, Nancy Yansew (AUS)	167	1	X	0	0	2	0	4	3		
Kokol, Erika (AUT)	168	2	2	X	1	2	0	2	2		
Gambrill, Maggie (GBR)	169	3	2	2	X	2	0	3	1	2	
So, Pui Yee (HKG)	173	4	0	0	0	X	0	0	4		
Newman, Grace (GBR)	171	5	2	2	2	2	X	4	0	1	
GROUP 2											
Players	Code	Nº	1	2	3	4	W	L	Clasif.		
Lau, Kin Ping (HKG)	172	1	X	x	2	2	2	0	1		
Maskens, Nicola Dawn (GBR)	170	2	x	X	x	x	x	x	x		
Hosking, Jennifer May (AUS)	174	3	1	x	X	2	1	1	2		
Chaisuphalap, Punyanuch (THA)	175	4	0	x	0	X	0	2			

HONOR'S POSITIONS					
Age: 9-11 Male			Age: 9-11 Female		
1	1	DIEZ CREVECOREVR, SANTIAGO (AR)	1	0 X.....
2	0 X.....	2	0 X.....
3	0 X.....	3	0 X.....
3	0 X.....	3	0 X.....
Age: 12-14 Male			Age: 12-14 Female		
1	3	Rost, Esben (GBR)	1	130	Piske, Marina (GER)
2	4	Boshoff, Jakobus Abraham(RSA)	2	0 X.....
3	2	Collins, Robert Matthew(GBR)	3	0 X.....
3	0 X.....	3	0 X.....
Age: 15-17 Male			Age: 15-17 Female		
1	8	Choi, Ki Sang (HKG)	1	132	Stobie Platts, Millie (GBR)
2	11	Dawson, Luke (RSA)	2	0 X.....
3	6	Robbins, Stuart (GBR)	3	0 X.....
3	5	PIGREE, Tidiane (FRA)	3	0 X.....
Age: 18-29 Male			Age: 18-29 Female		
1	20	Diakoumakos, Alexandros (GRE)	1	136	Beygi, Bahareh (IRI)
2	17	Klitsch, Michael (GER)	2	135	Mohammadi Taghdir, Elham (IRI)
3	22	Tóth, Attila (HUN)	3	133	Binley, Charlotte Joanne (GBR)
3	21	Kóka, Zoltán János (HUN)	3	134	BUCHANAN, ZOE MARYANN (GBR)
Age: 30-39 Male			Age: 30-39 Female		
1	37	Rigo, Marco (ITA)	1	141	Borji, Masoumeh (IRI)
2	35	Corgnale, Marco (ITA)	2	145	Fransson, Lina (SWE)
3	42	Thamniyom, Wassapol (THA)	3	144	Santos, Sofia (POR)
3	31	Hook, Andrew Stephen(GBR)	3	139	Kornau, Sarah (GER)
Age: 40-49 Male			Age: 40-49 Female		
1	59	Fattahi, Babak (IRI)	1	152	Kimla, Wioletta (POL)
2	52	MERRE, Christophe (FRA)	2	149	Tóth, Irma (HUN)
3	48	ESPECHE, EZEQUIEL (AR)	3	154	Sarttraprasert, Paranee (THA)
3	51	MEUNIER, Christophe (FRA)	3	148	Slaney, Melissa (GBR)
Age: 50-59 Male			Age: 50-59 Female		
1	88	Xenos, Christos (GRE)	1	159	WU, MEI (CHN)
2	80	BAUDRY, Paul (FRA)	2	160	HE, XIN (CHN)
3	81	RACASSIN, Robin (FRA)	3	161	Bea, Beate (GER)
3	76	GAO, WENZHONG (CHN)	3	164	Lammers-de Vree, Berdien (NED)
Age: 60-69 Male			Age: 60-69 Female		
1	103	XU, SHIQIANG (CHN)	1	171	Newman, Grace (GBR)
2	105	Lorenzen, Wolfgang (GER)	2	169	Gambrill, Maggie (GBR)
3	118	Kopecky, Robert (SVK)	3	172	Lau, Kin Ping (HKG)
3	106	Steude, Dietmar (GER)	3	168	Kokol, Erika (AUT)
Age: 70 & over Male			Age: 70 & over Female		
1	123	OLSCHEWSKI, Friedhelm (GER)	1	174	Hosking, Jennifer May (AUS)
2	124	Wright, Terry Edward(GBR)	2	175	Chaisuphalap, Punyanuch (THA)
3	125	Osnabrugge, Pieter (NED)	3	0 X.....
3	126	Lyons, Steven H(USA)	3	0 X.....

Table Tennis. DOUBLES

Category: Male 29 and less. Doubles												
GROUP Unique												
Players	Code	Nº	1	2	3	4	5	6	7	W	L	Clasif.
Gerald Lösch / Siegfried Meschnig (AUT)	200	1	X	2	0	1	2	x	2	3	2	2
CONI GUILLAUME / PEREZ LAURENT (FRA)	201	2	1	X	0	2	1	x	1	1	4	6
Toth Atila / Kolka Zoli (HUN)	278	3	2	2	X	2	2	x	2	5	0	1
Qvitne Peter / Csuti Jan	279	4	2	1	0	X	2	x	1	2	3	3
Michael Klitsch / Friedhelm Olschewski (GER)	202	5	1	2	0	0	X	x	2	2	3	3
..... X		6	x	x	x	x	x	X	x	x	x	x
Nopparat Karnkayan / Wassapol Thamniyom (THA)	204	7	0	2	1	2	0	x	X	2	3	5

Category: Male 30-49. Doubles												
GROUP 1												
Players	Code	Nº	1	2	3	4	5	6	W	L	Clas.	
Andrew Hook / Matt Rogers (GBR)	205	1	X	0	2	x	x	2	2	1	2	
BABAK FATTAHI / KAYVAN TISHEGARAN (IRI)	208	2	2	X	2	x	x	2	3	0	1	
Calvin Henry / Scott Dotson (USA)	218	3	0	0	X	x	x	2	1	2		
..... X		4	x	x	x	X	x	x	x	x	x	
..... X		5	x	x	x	x	X	x	x	x	x	
Siam sukchan / Anan Suwansin (THA)	216	6	0	0	0	x	x	X	0	3		

GROUP 2

Players	Code	Nº	1	2	3	4	5	6	W	L	Clas.
Coolen, Martin / Vliet, John Van (NED)	267	1	X	2	2	0	x	2	3	1	2
ANDERS BILLSTROM / LENMART EKDAHL (SWE)	214	2	0	X	2	0	x	2	2	2	
Natpasan Metkaruchit / Surapon Thungsab (THA)	215	3	0	1	X	0	x	1	0	4	
GALAND THIERRY / MERRE CHRISTOPHE (FRA)	212	4	2	2	2	X	x	2	4	0	1
..... X		5	x	x	x	x	X	x	x	x	x
BLAI SIGNES FORT / FRANCISCO JOSE NAVARRO (ESP)	209	6	0	0	2	0	x	X	1	3	

GROUP 3

Players	Code	Nº	1	2	3	4	W	L	Clas.
Alexandros Diacoumacos / Ioannis Paraskevas (GRE)	283	1	X	2	2	0	2	1	2
Konstantinos Kalos / Dimitrios Andreadis (GRE)	284	2	0	X	2	1	1	2	
Beat Gottschalck M / Florian Lorenzana (SUI)	255	3	0	0	X	0	0	3	
Terenci Icarsi / Szendi Jani	277	4	2	2	2	X	3	0	1

Category: Male 50 and over. Doubles

GROUP 1

Players	Code	Nº	1	2	3	4	5	W	L	Clas.
WenZhong Gao / Shiqiang Xu (CHN)	219	1	X	2	2	1	2	3	1	2
Martin Svendsen / Sasa Mackic (DIN)	220	2	0	X	2	0	2	2	2	
Emmanouil Manoulakis / Athanasios Anachourlis (GRE)	286	3	0	1	X	0	0	0	4	
BAUDRY PAUL / RACASSIN ROBIN (FRA)	221	4	2	2	2	X	2	4	0	1
Wayne Lang / John Mould (GBR)	222	5	0	1	2	0	X	1	3	

JUNE 25 TO JULY 2

GROUP 2												
Players	Code	Nº	1	2	3	4	5	6	W	L	Clasif.	
MARTIN CARRASCO / JOSE LOPEZ RIVAS (ESP)	223	1	X	2	0	1	2	2	3	2		
Wolfgang Lorenzen / Dietmar Steude (GER)	224	2	0	X	2	2	2	2	4	1	1	
Ioannis Arkas / Christos Xenos (GRE)	285	3	2	0	X	2	2	2	4	1	2	
Yeo Kim Pheg / Chan How Kiat	281	4	2	1	0	X	2	2	3	2		
Kwok Ping Benny, Chan / Sui Lung, Lai (HKG)	225	5	0	0	0	1	X	2	1	4		
Ken Newlands / Dave Swarbick	280	6	0	0	0	0	0	X	0	5		

Category: Female 29 and less. Doubles

GROUP Unique										
Players	Code	Nº	1	2	3	W	L	Clas.		
Charlotte Binley / Zoe Buchanan (GBR)	230	1	X	0	0	0	2	3		
EDHAM MOHAMMADI TAGHDIR / BAHAREH BEYGI (IRI)	231	2	2	X	2	2	0	1		
Beate Bea / Marina Piske (GER)	232	3	2	1	X	1	1	2		

Category: Female 30-49. Doubles

GROUP Unique								
Players	Code	Nº	1	2	3	W	L	Clas.
Toth Irma / Carmen Almagro (HUN)	276	1	X	2	2	2	0	1
Lucy Bowksill / Claire Downer (GBR)	235	2	0	X	0	0	2	3
Berdien Lammers-de Vree / Hester Elissen (NED)	236	3	1	2	X	1	1	2

Category: Female 50 and over. Doubles

GROUP Unique

Players	Code	Nº	1	2	3	4	5	6	W	L	Clas.
Sandra De Lange / Maria Van Vliet (AUT)	237	1	X	0	1	x	0	0	0	4	5
Mei Wu / Xin He (CHN)	238	2	2	X	2	x	2	2	4	0	1
Catherine Hall / Val Cooper (GBR)	239	3	2	0	X	x	0	0	1	3	3
..... X		4	x	x	x	x	x	x	x	x	x
Maggie Gambrell / Grace Newman (GBR)	240	5	2	0	2	x	X	2	3	1	2
Kin Ping, Lau / Pui Yee, So (HKG)	241	6	2	0	2	x	0	X	2	2	3

Category: Mixed Doubles

GROUP 1

Players	Code	Nº	1	2	3	4	5	W	L	Clas.
CONI GUILLAUME / SABBA SARAH (FRA)	246	1	X	0	0	2	0	1	3	
KAYVAN TISHE GARAN / BAHARH BEYGI (IRI)	270	2	2	X	2	2	2	4	0	1
SEYED MOJTABA AHMADI / ELHAM MOHAMMADI TAGHDIR (IRI)	271	3	2	1	X	2	0	2	2	
Matt Rogers / Charlotte Binley (GBR)	247	4	0	2	0	X	0	1	3	
Michael Klitsch / Marina Piske (GER)	248	5	2	0	2	2	X	3	1	2

GROUP 2

Players	Code	Nº	1	2	3	4	5	W	L	Clas.
Andrew Hook / Lucy Bowskill (GBR)	249	1	X	0	0	2	0	1	3	
ANDERS BILLSTROM / LINA FRANSSON (SWE)	250	2	2	X	2	2	0	3	1	2
Terry Wright / Melissa Slaney (GBR)	251	3	2	0	X	2	1	2	2	
Thapanee Sophon / Natpasan Metkaruchit (THA)	257	4	0	0	0	X	0	0	4	
Stelegowski Marek / KImla Wioletta (POL)	253	5	2	2	2	2	X	4	0	1

GROUP 3

Players	Code	Nº	1	2	3	4	5	6	W	L	Clas.
Martin Coolen / Hester Elissen (NED)	254	1	X	x	0	2	2	2	3	1	2
..... X		2	x	X	x	x	x	x	x	x	x
BABAK FATTAHI / MASOMEH BORJI (IRI)	269	3	2	x	X	2	2	2	4	0	1
Paranee Sartrprasert / Surapon Thungsab (THA)	256	4	0	x	0	X	2	2	2	2	
Wayne Lang / Claire Downer (GBR)	252	5	0	x	0	1	X	2	1	3	
Yvette Matthews / Samir Aneja (USA)	258	6	0	x	0	0	0	X	0	4	

GROUP 4

Players	Code	Nº	1	2	3	4	W	L	Clas.
Shiqiang Xu / Xin He (CHN)	259	1	X	2	2	2	3	0	1
BARE BEATRICE / RACASSIN ROBIN (FRA)	262	2	0	X	1	1	0	3	
John Mould / Grace Newman (GBR)	263	3	0	2	X	0	1	2	
Wolfgang Lorenzen / Beate Bea (GER)	264	4	1	2	2	X	2	1	2

GROUP 5

Players	Code	Nº	1	2	3	4	5	W	L	Clas.
Wenzhong Gao / Mei Wu (CHN)	260	1	X	2	x	2	2	3	0	1

AMICHE CHRISTELLE / BAUDRY PAUL (FRA)	261	2	0	X	x	2	2	2	1	2
..... X		3	x	x	x	x	x	x	x	x
Kwok Ping Benny, Chan / Kin Ping, Lau (HKG)	266	4	0	0	x	X	0	0	3	
Berdien Lammers / Vliet, John Van (NED)	268	5	0	0	x	2	X	1	2	
GROUP 6										
Players	Code	Nº	1	2	3	4	5	W	L	Clas.
Toth Irma / Toth Atila (HUN)	274	1	X	2	2	2	2	4	0	1
Carmen Almagro / Szendi James (HUN)	275	2	0	X	2	2	2	3	1	2
Chan How Kiat / Sarah Tan Li Min	282	3	0	0	X	0	0	0	4	
Keng Siang / Gladys Bernal (SIN)	273	4	0	0	2	X	2	2	2	
Maria Van Vliet / Mario Capasso (AUT)	265	5	0	0	2	0	X	1	3	

HONOR'S POSITIONS

Age: 9-11 Male		Age: 9-11 Female	
1	1 DIEZ CREVECOREVR, SANTIAGO (AR)	1	0 X
2	0 X	2	0 X
3	0 X	3	0 X
3	0 X	3	0 X
Age: 12-14 Male		Age: 12-14 Female	
1	3 Rost, Esben (GBR)	1	130 Piske, Marina (GER)
2	4 Boshoff, Jakobus Abraham(RSA)	2	0 X
3	2 Collins, Robert Matthew(GBR)	3	0 X
3	0 X	3	0 X
Age: 15-17 Male		Age: 15-17 Female	
1	8 Choi, Ki Sang (HKG)	1	132 Stobie Platts, Millie (GBR)
2	11 Dawson, Luke (RSA)	2	0 X
3	6 Robbins, Stuart (GBR)	3	0 X
3	5 PIGREE, Tidiane (FRA)	3	0 X
Age: 18-29 Male		Age: 18-29 Female	
1	20 Diakoumakos, Alexandros (GRE)	1	136 Beygi, Bahareh (IRI)
2	17 Klitsch, Michael (GER)	2	135 Mohammadi Taghdir, Elham (IRI)
3	22 Tóth, Attila (HUN)	3	133 Binley, Charlotte Joanne (GBR)
3	21 Kóka, Zoltán János (HUN)	3	134 BUCHANAN, ZOE MARYANN (GBR)
Age: 30-39 Male		Age: 30-39 Female	
1	37 Rigo, Marco (ITA)	1	141 Borji, Masoumeh (IRI)
2	35 Corgnale, Marco (ITA)	2	145 Fransson, Lina (SWE)
3	42 Thamniyom, Wassapol (THA)	3	144 Santos, Sofia (POR)
3	31 Hook, Andrew Stephen(GBR)	3	139 Kornau, Sarah (GER)

JUNE 25 TO JULY 2

Age: 40-49 Male				Age: 40-49 Female			
1	59	Fattahi, Babak (IRI)	1	152	Kimla, Wioletta (POL)		
2	52	MERRE, Christophe (FRA)	2	149	Tóth, Irma (HUN)		
3	48	ESPECHE, EZEQUIEL (AR)	3	154	Sarttraprasert, Paranee (THA)		
3	51	MEUNIER, Christophe (FRA)	3	148	Slaney, Melissa (GBR)		
Age: 50-59 Male				Age: 50-59 Female			
1	88	Xenos, Christos (GRE)	1	159	WU, MEI (CHN)		
2	80	BAUDRY, Paul (FRA)	2	160	HE, XIN (CHN)		
3	81	RACASSIN, Robin (FRA)	3	161	Bea, Beate (GER)		
3	76	GAO, WENZHONG (CHN)	3	164	Lammers-de Vree, Berdien (NED)		
Age: 60-69 Male				Age: 60-69 Female			
1	103	XU, SHIQIANG (CHN)	1	171	Newman, Grace (GBR)		
2	105	Lorenzen, Wolfgang (GER)	2	169	Gambrill, Maggie (GBR)		
3	118	Kopecky, Robert (SVK)	3	172	Lau, Kin Ping (HKG)		
3	106	Steude, Dietmar (GER)	3	168	Kokol, Erika (AUT)		
Age: 70 & over Male				Age: 70 & over Female			
1	123	OLSCHEWSKI, Friedhelm (GER)	1	174	Hosking, Jennifer May (AUS)		
2	124	Wright, Terry Edward(GBR)	2	175	Chaisuphalap, Punyanuch (THA)		
3	125	Osnabrugge, Pieter (NED)	3	0 X		
3	126	Lyons, Steven H(USA)	3	0 X		
Age: Double < 29 Male				Age: Double < 29 Female			
1	278	Toth Atila / Kolka Zoli (HUN)	1	231	EDHAM MOHAMMADI TAGHDIR / BAHAREH BEYGI (IRI)		
2	200	Gerald Lösch / Siegfried Meschnig (AUT)	2	232	Beate Bea / Marina Piske (GER)		
3	279	Qvitne Peter / Csuti Jan	3	230	Charlotte Binley / Zoe Buchanan (GBR)		
3	202	Michael Klitsch / Friedhelm Olschewski (GER)	3	0 X		

JUNE 25 TO JULY 2

Age: Double 30-49 Male

1	208	BABAK FATTAHI / KAYVAN TISHEGARAN (IRI)	1	276
2	212	GALAND THIERRY / MERRE CHRISTOPHE (FRA)	2	236
3	283	Alexandros Diacoumacos / Ioannis Paraskevas (GRE)	3	235
3	277	Terenci Icarsi / Szendi Jani	3	0

Age: 50 & over Male

1	221	BAUDRY PAUL / RACASSIN ROBIN (FRA)	1	238
2	219	WenZhong Gao / Shiqiang Xu (CHN)	2	240
3	285	Ioannis Arkas / Christos Xenos (GRE)	3	241
3	224	Wolfgang Lorenzen / Dietmar Steude (GER)	3	239

Age: Double Mixed

1	260	Wenzhong Gao / Mei Wu (CHN)
2	274	Toth Irma / Toth Atila (HUN)
3	275	Carmen Almagro / Szendi James (HUN)
3	270	KAYVAN TISHE GARAN / BAHARH BEYGI (IRI)

Age: Double 30-49 Female

Toth Irma / Carmen Almagro (HUN)
Berdién Lammers-de Vree / Hester Elissen (NED)
Lucy Bowksill / Claire Downer (GBR)
..... X

Age: 50 & over Female


Mei Wu / Xin He (CHN)
Maggie Gambrell / Grace Newman (GBR)
Kin Ping, Lau / Pui Yee, So (HKG)
Catherine Hall / Val Cooper (GBR)

WORLD TRANSPLANT GAMES 2017			
SPORT	TENNIS		
MODAL	SINGLE		
CATEGORY	METAL	MALE	COUNTRY
9_11	GOLD	DIEZ CREVECOREVR, SANTIAGO	ARGENTINA
	SILVER		
	BRONZE		
	BRONZE		
12_14	GOLD	Boshoff, Jakobus	SOUTH AFRICA
	SILVER	Hunsley, Joseph	GREAT BRITAIN AND NOTHERN IRELAND
	BRONZE	Mareschi, Fabrizio	ARGENTINA
	BRONZE		
15_17	GOLD	Dawson, Luke	SOUTH AFRICA
	SILVER	Stanley, Bradley	AUSTRALIA
	BRONZE		
	BRONZE		
18_29	GOLD	Blila, Youssef	MOROCCO
	SILVER	Niemelä, Markus	FINLAND
	BRONZE	Lynch, Matt	GREAT BRITAIN AND NOTHERN IRELAND
	BRONZE	Casado, Martin	ARGENTINA
30_39	GOLD	Rodriguez Amor, Javier	SPAIN
	SILVER	Corgnale, Marco	ITALY
	BRONZE	Martino, Matias	CHILE
	BRONZE	Reyna, Leopoldo	SPAIN
40_49	GOLD	Baragiola, Ariel	ARGENTINA
	SILVER	Kégel, Tamás	HUNGARY
	BRONZE	Burda, Tomas	CZECH REPUBLIC
	BRONZE	Goya, Cristian	ARGENTINA
50_59	GOLD	DANIELZIK, FRANK	GERMANY
	SILVER	Arakaki, Edson	BRAZIL
	BRONZE	Leeuwen, Hans	NETHERLANDS
	BRONZE	Chojnacki, Piotr	POLAND
60_69	GOLD	BARRAUX, Dominique	FRANCE
	SILVER	Martin, Francisco	PUERTO RICO
	BRONZE	Monteiro, Miguel	PORTUGAL
	BRONZE	Kopecky, Robert	SLOVAKIA
70+	GOLD	Otte, Michael	GERMANY
	SILVER	Lyons, Steven	UNITED STATES
	BRONZE	Fearon, Vincent	CANADA
	BRONZE	Ford, Richard	UNITED STATES
WORLD TRANSPLANT GAMES 2017			
SPORT	TENNIS		
MODAL	SINGLE		
CATEGORY	METAL	FEMALE	COUNTRY
9_11	GOLD	Rueda Rodriguez, María	SPAIN
	SILVER	Zuccoloto, Adana	ARGENTINA
	BRONZE		
	BRONZE		
12_14	GOLD	Siebrecht, Alexis	CANADA
	SILVER		
	BRONZE		
	BRONZE		
15_17	GOLD	Rohde, Lisanne	NETHERLANDS
	SILVER		
	BRONZE		
	BRONZE		
18_29	GOLD	Dafflon, Emilie	SWITZERLAND
	SILVER	Jakab, Ivett	HUNGARY
	BRONZE	King, Flora	GREAT BRITAIN AND NOTHERN IRELAND
	BRONZE	Chalmers, Amanda	GREAT BRITAIN AND NOTHERN IRELAND
30_39	GOLD	Nizzo, Marta	ITALY
	SILVER	Eagleton, Rachel	IRELAND
	BRONZE	Hoagwood, Hilary	UNITED STATES
	BRONZE	Murray, Aoife	IRELAND
40_49	GOLD	Lyons, Marina	GREAT BRITAIN AND NOTHERN IRELAND
	SILVER	CHAN, YINA	NORWAY
	BRONZE	Kavanagh, Natasha	GREAT BRITAIN AND NOTHERN IRELAND
	BRONZE	LAGREE, Sandrine	FRANCE
50_59	GOLD	MORTON, JILL	UNITED STATES
	SILVER	BURGOS, MARIA	ARGENTINA
	BRONZE	Basie-de Fijter, Marianne	NETHERLANDS
	BRONZE	Dabal, Michele	UNITED STATES
60_69	GOLD	Simpson, Nora	SOUTH AFRICA
	SILVER	Hampson, Jane	GREAT BRITAIN AND NOTHERN IRELAND
	BRONZE	Lawson, Susan	CANADA
	BRONZE	LUDWIG, Jutta	AUSTRIA
70+	GOLD	JOLLEY, VENOLA	UNITED STATES
	SILVER		
	BRONZE		
	BRONZE		

WORLD TRANSPLANT GAMES TENNIS 9-17

Fase Final

Semana	Territorial	Ciudad	Club
25-jun-17	ANDALUZA	MÁLAGA	INCUA CENTRO RAQUETA
Premios en metálico	Categoría	Sexo	Juez Árbitro
NO		Masculino	JORGE MARTIN-JAVATO CONEJE

Licencia	Ranking	St	CS	Jugador	Semifinales	Final	Campeón
1				Diez Crevecorev, Santiago	DIEZ S.		
2				Bye			
3				Hunsley, Joseph	Boshoff J.	6 0	
4				Boshoff, Jakobus	6 1		
5				Stanley, Bradley	Stanley B.		
6				Mareschi, Fabrizio	6 1		
7				Bye			
8				Dawson, Luke	Dawson L.	6 3	
							Boshoff J.
							6 1

v2.0

GLOBAL RACKET inacua
Centro Raqueta

Sorteo fecha/hora	#	Cabezas de serie	Lucky Losers	Reemplaza a
	1	Diez Crevecorev, Santiago		
Pelota oficial	2	Dawson, Luke		
	3			
Representante Jugadores	4			
Juez Árbitro y Licencia				
JORGE MARTIN-JAVATO CONEJE				
4455318				

Firma

Fecha Finalización

Sello del Club Organizador

Sello de la Federación Territorial

WORLD TRANSPLANT GAMES TENNIS 18-29

Fase Final

Semana	Territorial	Ciudad	Club
25-jun-17	ANDALUZA	MÁLAGA	INCUA CENTRO RAQUETA
Premios en metálico	Categoría	Sexo	Juez Árbitro
NO		Masculino	JORGE MARTIN-JAVATO CONEJE

Licencia	Ranking	St	CS	Jugador	Cuartos Final	Semifinales	Final
1				Lynch, Matt	Lynch M.	Lynch M.	
2				Bye			
3				Cochard, Maxime	COCHARD M.	6 3	
4				Bye			
5				Steyn, Ettienne	Steyn E.		Blila Y. 6 0
6				Bye			
7				Blila, Youssef	Blila Y.	6 4	
8				Flores, Agustín	6 4		
9				Infantes, Santiago			Campeón : Blila Y. 7 6
10				Casado, Martin	Casado M. 6 2	Casado M. 6 2	
11				Bye			
12				Steggink, Thomas	Steggink T.		Niemelä M. 6 2
13				Tóth, Roland			
14				Niemelä, Markus	Niemelä M. 6 0	Niemelä M. 6 2	
15				Bye			
16				Malter, Markus	Malter M.		



v2.0

Sorteo fecha/hora	#	Cabezas de serie	Lucky Losers	Reemplaza a
Pelota oficial	1	Lynch, Matt		
Representante Jugadores	2	Malter, Markus		
Juez Árbitro y Licencia	3	Steggink, Thomas		
JORGE MARTIN-JAVATO CONEJE	4	Steyn, Ettienne		
4455318				

Firma

Fecha Finalización

Sello del Club Organizador

Sello de la Federación Territorial

WORLD TRANSPLANT GAMES TENNIS 30-39

Fase Final

Semana	Territorial	Ciudad	Club
25-jun-17	ANDALUZA	MÁLAGA	INCUA CENTRO RAQUETA
Premios en metálico	Categoría	Sexo	Juez Árbitro
NO		Masculino	JORGE MARTIN-JAVATO CONEJE

Licencia	Ranking	St	CS	Jugador	Semifinales	Final	Campeón
1				Reyna, Leopoldo	Reyna L.		
2				Martinez Lopez, Antonio Jesus	6 3	Rodriguez J.	
3				Rodriguez Amor, Javier	Rodriguez J.	6 0	
4				Mangahas, Lloyd	6 4		
5				Santos, António	Martino .		Rodriguez J.
6				Martino,	6 3	6 1	
7				Monti, Eduardo			
8				Corgnale, Marco	Corgnale M.	6 2	



XXI 2017
WORLD TRASPLANT
GAMES FEDERATION
MÁLAGA · SPAIN

GLOBAL inacua
RACKET Centro Raqueta

v2.0

Sorteo fecha/hora	#	Cabezas de serie	Lucky Losers	Reemplaza a
	1	Reyna, Leopoldo		
Pelota oficial	2	Corgnale, Marco		
	3	Rodriguez Amor, Javier		
Representante Jugadores	4	Martino,		
Juez Árbitro y Licencia				
JORGE MARTIN-JAVATO CONEJE				
4455318				

Firma

Fecha Finalización

Sello del Club Organizador

Sello de la Federación Territorial

WORLD TRANSPLANT GAMES TENNIS 40-49

Fase Final

Semana	Territorial	Ciudad	Club
25-jun-17	ANDALUZA	MÁLAGA	INCUA CENTRO RAQUETA
Premios en metálico	Categoría	Sexo	Juez Árbitro
NO		Masculino	JORGE MARTIN-JAVATO CONEJE

Licencia	Ranking	St	CS	Jugador	2ª Ronda	Cuartos Final	Semifinales	Final
1				Totsuka, Hitoshi	Totsuka H.			
2				Bye				
3				Guedes, Luis	Guedes L.	Guedes L. 6 0		
4				Bye				
5				Franco Fernandez, Jose	Franco J.		Burda T. 6 3	
6				Silva, Marcelo	6 0	Burda T. 6 4		
7				Bye				
8				Burda, Tomas	Burda T.			
9				Rienties, Bart	Rienties B.			Kégel T. 6 1
10				Bye				
11				Moore, Matthew	Moore M.	Moore M. 6 3		
12				Domínguez Marquez, Emilio	Moore M. 6 3			
13				Tomasini, Hernan	Tomasini H.		Kégel T. 6 2	
14				Bye				
15				Bye		Kégel T. 6 0		
16				Kégel, Tamás	Kégel T.			
17				Huismans, Bob	Huismans B.		Campeón :	Baragiola A. 6 2
18				Bye				
19				Bye		Baragiola A. 6 0		
20				Baragiola, Ariel	Baragiola A.			
21				Silva, Mário	SILVA M.		Baragiola A. 6 2	
22				Bye				
23				Bye		Van D. 6 2		
24				Van den Berg, Dawid	Van D.			Baragiola A. 6 0
25				Hempstalk, Matty	Henderson J.			
26				Henderson, Justin	7 5			
27				Goya, Cristian	GOYA C.	GOYA C. 6 0		
28				Bye				
29				Valenzuela, Diego	Valenzuela D.		GOYA C. 6 1	
30				Bye				
31				Bye		Valenzuela D. 6 1		
32				Gracia Laborda, Javier	Gracia J.			



XXI 2017 WORLD TRASPLANT GAMES FEDERATION MÁLAGA - SPAIN



Sorteo fecha/hora	#	Cabezas de serie	Lucky Losers	Reemplaza a
	1	Totsuka, Hitoshi		
Pelota oficial	2	Gracia Laborda, Javier		
	3	Rienties, Bart		
Representante Jugadores	4	Van den Berg, Dawid		
	5	Hempstalk, Matty		
Juez Árbitro y Licencia	6	Huismans, Bob		
JORGE MARTIN-JAVATO CONEJE	7	Kégel, Tamás		
4455318	8	Burda, Tomas		

Firma _____ Fecha Finalización _____

Sello del Club Organizador

Sello de la Federación Territorial

WORLD TRANSPLANT GAMES TENNIS 50-59

Fase Final

Semana	Territorial	Ciudad	Club
25-jun-17	ANDALUZA	MÁLAGA	INCUA CENTRO RAQUETA
Premios en metálico	Categoría	Sexo	Juez Árbitro
NO		Masculino	JORGE MARTIN-JAVATO CONEJE

Licencia	Ranking	St	CS	Jugador	2ª Ronda	Cuartos Final	Semifinales	Final
1				Costa, Haroldo	Costa H.			
2				Bye				
3				Pulles, Jan	Pulles J.	Costa H. 6 2		
4				Bye				
5				Hegyesi, László	Hegyesi L.		Leeuwen H. 6 4	
6				Bye				
7				Bye		Leeuwen H. 6 3		
8				Leeuwen, Hans	Leeuwen H.			
9				Gunn, Graeme	Gunn G.			DANIELZIK F. 6 1
10				Bye				
11				Bye		Del J. 6 1		
12				Del alamo Carranza, Juan vicente	Del J.			
13				DANIELZIK, FRANK	DANIELZIK F.		DANIELZIK F. 6 0	
14				Vuoristo, Tommi		DANIELZIK F. 6 1		
15				Bye				
16				Marx, Gawie	Marx G.			
17				Smith, Laurence	Smith L. 6 0			Campeón : DANIELZIK F. 2-0 ret.
18				Mercado, Edgardo		LE GUERN X. 6 3		
19				Bye				
20				Le Guern, Xavier	LE GUERN X.			
21				Dobos, Péter	Dobos P. 7 5		Arakaki E. 6 4	
22				Jimenez Lopez, Manuel		Arakaki E. 6 4		
23				Bye				
24				Arakaki, Edson	Arakaki E.			Arakaki E. w.o
25				Chojnacki, Piotr	Chojnacki P.			
26				Bye				
27				Bye		Chojnacki P. 6 1		
28				Dorst, Rudolf	Dorst R.			
29				Burýšek, Zdeněk	Burýšek Z.		Chojnacki P. 6 1	
30				Bye				
31				Bye		Burýšek Z. 6 0		
32				Vera Ocampo, Gustavo	Vera G.			




Sorteo fecha/hora	#	Cabezas de serie	Lucky Losers	Reemplaza a
	1	Costa, Haroldo		
Pelota oficial	2	Vera Ocampo, Gustavo		
	3	Gunn, Graeme		
Representante Jugadores	4	Arakaki, Edson		
	5	Chojnacki, Piotr		
Juez Árbitro y Licencia	6	Smith, Laurence		
JORGE MARTIN-JAVATO CONEJE	7	Marx, Gawie		
4455318	8	Leeuwen, Hans		

Firma _____ Fecha Finalización _____
 Sello del Club Organizador _____ Sello de la Federación Territorial _____

WORLD TRANSPLANT GAMES TENNIS 60-69

Fase Final

Semana	Territorial	Ciudad	Club
25-jun-17	ANDALUZA	MÁLAGA	INCUA CENTRO RAQUETA
Premios en metálico	Categoría	Sexo	Juez Árbitro
NO		Masculino	JORGE MARTIN-JAVATO CONEJE

Licencia	Ranking	St	CS	Jugador	Cuartos Final	Semifinales	Final
1				Jones, David	Jones D.	Monteiro M.	 Campeón : BARRAUX D.
2				Bye		6 3	
3				Monteiro, Miguel	Monteiro M.		
4				SAVELIEV, YURY	w.o		
5				O'Doherty, James	Martin F.		
6				Martin, Francisco	w.o		
7				Mainer, Javier	Mainer J.	6 0	
8				Degli Esposti, Giuseppe	Mainer J.		
9				Edey, Will	BARRAUX D.		
10				BARRAUX, Dominique	6 2		
11				Chan, Tsan Yee Andrew	BARRAUX D.	6 2	
12				Grundy, Mike	Chan T.		
13				Trejo Balsera, Melchor	6 3		
14				Kopecky, Robert	Kopecky R.		
15				Bye	6 3		
16				Wilson, Ben	Wilson B.	6 4	

v2.0

GLOBAL RACKET inacua
Centro Raqueta

Sorteo fecha/hora	#	Cabezas de serie	Lucky Losers	Reemplaza a
Pelota oficial	1	Jones, David		
Representante Jugadores	2	Wilson, Ben		
Juez Árbitro y Licencia	3	Grundy, Mike		
JORGE MARTIN-JAVATO CONEJE	4	O'Doherty, James		
4455318				

Firma

Fecha Finalización


Sello del Club Organizador

Sello de la Federación Territorial

WORLD TRANSPLANT GAMES TENNIS +70

Fase Final

Semana 25-jun-17	Territorial ANDALUZA	Ciudad MÁLAGA	Club INCUA CENTRO RAQUETA
Premios en metálico NO	Categoría	Sexo Masculino	Juez Árbitro JORGE MARTIN-JAVATO CONEJE

Licencia	Ranking	St	CS	Jugador	Semifinales	Final	Campeón
				Lyons, Steven	Lyons S.		
				Bye			
				Fearon, Vincent	Fearon V.	Lyons S. 6 0	
				Orsatti, Bruno	6 0		
				Bye		Otte M. 7 6	
				Ford, Richard	Ford R.		
				Bye		Otte M. w.o injury	
				Otte, Michael	Otte M.		

v2.0



Sorteo fecha/hora	#	Cabezas de serie	Lucky Losers	Reemplaza a
	1	Lyons, Steven		
Pelota oficial	2	Otte, Michael		
	3	Fearon, Vincent		
Representante Jugadores	4	Ford, Richard		
Juez Árbitro y Licencia				
JORGE MARTIN-JAVATO CONEJE 4455318				

Firma

Fecha Finalización


Sello del Club Organizador

Sello de la Federación Territorial

WORLD TRANSPLANT GAMES TENNIS 9-17

Fase Final

Semana 25-jun-17	Territorial ANDALUZA	Ciudad MÁLAGA	Club INCUA CENTRO RAQUETA
Premios en metálico NO	Categoría	Sexo Femenino	Juez Árbitro JORGE MARTIN-JAVATO CONEJE

Licencia	Ranking	St	CS	Jugadora	Semifinales	Final	Campeona
1				Rueda Rodriguez, María	Rueda M.		
2				Bye			
3				Zuccoloto, Adana	Zuccoloto A.	Rueda M. 6 2	
4				Bye			
5				Bye		Rohde L. 8 3	
6				Siebrecht, Alexis	Siebrecht A.		
7				Bye		Rohde L. 6 0	
8				Rohde, Lisanne	Rohde L.		

v2.0

GLOBAL RACKET inacua
Centro Raqueta

Sorteo fecha/hora	#	Cabezas de serie	Lucky Losers	Reemplaza a
	1	Rueda Rodriguez, María		
Pelota oficial	2	Rohde, Lisanne		
	3	Siebrecht, Alexis		
Representante Jugadores	4			
Juez Árbitro y Licencia				
JORGE MARTIN-JAVATO CONEJE 4455318				

Firma

Fecha Finalización


Sello del Club Organizador

Sello de la Federación Territorial

WORLD TRANSPLANT GAMES TENNIS 18-29

Fase Final

Semana 25-jun-17	Territorial ANDALUZA	Ciudad MÁLAGA	Club INCUA CENTRO RAQUETA
Premios en metálico NO	Categoría	Sexo Femenino	Juez Árbitro JORGE MARTIN-JAVATO CONEJE

Licencia	Ranking	St	CS	Jugadora	Semifinales	Final	Campeona
1				Dafflon, Emilie	Dafflon E.	Dafflon E.	
2				Bye			
3				Chalmers, Amanda	Chalmers A.	6 2	
4				Bye			
5				Bye	King F.		
6				King, Flora			
7				Bye	Jakab I.	6 4	
8				Jakab, Ivett	Jakab I.		
							Dafflon E. 6 3

v2.0

GLOBAL RACKET inacua
Centro Raqueta

Sorteo fecha/hora	#	Cabezas de serie	Lucky Losers	Reemplaza a
	1	Dafflon, Emilie		
Pelota oficial	2	Jakab, Ivett		
	3	King, Flora		
Representante Jugadores	4	Chalmers, Amanda		
Juez Árbitro y Licencia				
JORGE MARTIN-JAVATO CONEJE 4455318				

Firma

Fecha Finalización


Sello del Club Organizador

Sello de la Federación Territorial

WORLD TRANSPLANT GAMES TENNIS 30-39

Fase Final

Semana 25-jun-17	Territorial ANDALUZA	Ciudad MÁLAGA	Club INCUA CENTRO RAQUETA
Premios en metálico NO	Categoría	Sexo Femenino	Juez Árbitro JORGE MARTIN-JAVATO CONEJE

Licencia	Ranking	St	CS	Jugadora	Semifinales	Final	Campeona
1				Hoagwood, Hilary	Hoagwood H.		
2				Bye			
3				Nizzo, Marta	Nizzo M.	Nizzo M. 6 0	
4				Navest-Lodder, Marcia	Nizzo M. 6 0		
5				Bye		Nizzo M. 6 1	
6				Murray, Aoife	Murray A.		
7				Bye		Eagleton R. w.o	
8				Eagleton, Rachel	Eagleton R.		

v2.0



Sorteo fecha/hora	#	Cabezas de serie	Lucky Losers	Reemplaza a
	1	Hoagwood, Hilary		
Pelota oficial	2	Eagleton, Rachel		
	3	Murray, Aoife		
Representante Jugadores	4	Nizzo, Marta		
Juez Árbitro y Licencia				
JORGE MARTIN-JAVATO CONEJE 4455318				

Firma

Fecha Finalización


Sello del Club Organizador

Sello de la Federación Territorial

WORLD TRANSPLANT GAMES TENNIS 40-49

Fase Final

Semana 25-jun-17	Territorial ANDALUZA	Ciudad MÁLAGA	Club INCUA CENTRO RAQUETA
Premios en metálico NO	Categoría	Sexo Femenino	Juez Árbitro JORGE MARTIN-JAVATO CONEJE

Licencia	Ranking	St	CS	Jugadora	Semifinales	Final	Campeona
1				Kavanagh, Natasha	Kavanagh N.		
2				Bye			
3				Bucci, Irena	CHAN Y.	62	
4				CHAN, YINA	6 2		
5				Bye			
6				LAGREE, Sandrine	LAGREE S.		
7				Bye			
8				Lyons, Marina	Lyons M.	7 6	

v2.0



Sorteo fecha/hora	#	Cabezas de serie	Lucky Losers	Reemplaza a
	1	Kavanagh, Natasha		
Pelota oficial	2	Lyons, Marina		
	3	LAGREE, Sandrine		
Representante Jugadores	4	Bucci, Irena		
Juez Árbitro y Licencia				
JORGE MARTIN-JAVATO CONEJE 4455318				

Firma

Fecha Finalización

Sello del Club Organizador

Sello de la Federación Territorial

WORLD TRANSPLANT GAMES TENNIS 50-59

Fase Final

Semana 25-jun-17	Territorial ANDALUZA	Ciudad MÁLAGA	Club INCUA CENTRO RAQUETA
Premios en metálico NO	Categoría	Sexo Femenino	Juez Árbitro JORGE MARTIN-JAVATO CONEJE

Licencia	Ranking	St	CS	Jugadora	Semifinales	Final	Campeona
1				Massicotte, Josee			
2				BURGOS, MARIA	BURGOS M. 6 1		
3				Basie-de Fijter, Marianne		BURGOS M. 7 5	
4				Jenal, Camilla	Basie-de M. 6 1		
5				MORTON, JILL			MORTON J. 6 0
6				Petrovski, Linda	MORTON J. 6 4		
7				Dobos, Judit		MORTON J. 6 1	
8				Dabal, Michele	Dabal M. 6 1		



v2.0

Sorteo fecha/hora	#	Cabezas de serie	Lucky Losers	Reemplaza a
	1	Massicotte, Josee		
Pelota oficial	2	Dabal, Michele		
	3	Petrovski, Linda		
Representante Jugadores	4	Basie-de Fijter, Marianne		
Juez Árbitro y Licencia				
JORGE MARTIN-JAVATO CONEJE 4455318				

Firma

Fecha Finalización


Sello del Club Organizador

Sello de la Federación Territorial

WORLD TRANSPLANT GAMES TENNIS 60-69

Fase Final

Semana 25-jun-17	Territorial ANDALUZA	Ciudad MÁLAGA	Club INCUA CENTRO RAQUETA
Premios en metálico NO	Categoría	Sexo Femenino	Juez Árbitro JORGE MARTIN-JAVATO CONEJE

Licencia	Ranking	St	CS	Jugadora	Semifinales	Final	Campeona
1				Lawson, Susan	Lawson S.		
2				Bye			
3				Simpson, Nora	Simpson N.	Simpson N. 6 3	
4				Maskens, Nicola	w.o		
5				Hampson, Jane	Hampson J.	Simpson N. 6 2	
6				Bye			
7				Jolley, Venola	LUDWIG J.	Hampson J. 6 3	
8				LUDWIG, Jutta			

v2.0



Sorteo fecha/hora	#	Cabezas de serie	Lucky Losers	Reemplaza a
	1	Lawson, Susan		
Pelota oficial	2	LUDWIG, Jutta		
	3			
Representante Jugadores	4	Simpson, Nora		
Juez Árbitro y Licencia				
JORGE MARTIN-JAVATO CONEJE 4455318				

Firma

Fecha Finalización

Sello del Club Organizador

Sello de la Federación Territorial

TENNIS DOUBLE

WORLD TRANSPLANT GAMES 2017			
SPORT	TENNIS		
MODAL	DOUBLE		
CATEGORY	METAL	MALE	COUNTRY
18_30	GOLD	CASADO - MONTI	ARGENTINA
	SILVER	FLORES - INFANTE	ARGENTINA
	BRONZE	MARX - STEYN	SOUTH AFRICA
	BRONZE	LYNCH - MOORE	GREAT BRITAIN AND NOTHERN IRELAND
31_49	GOLD	BARAGIOLA - TOMASINI	ARGENTINA
	SILVER	DOBOS - KEGEL	HUNGARY
	BRONZE	GOYA - VALENZUELA	ARGENTINA
	BRONZE	McGARY - EDEY	GREAT BRITAIN AND NOTHERN IRELAND
50	GOLD	BARRAUX - LE	FRANCE
	SILVER	GRUNDY - JONES	GREAT BRITAIN AND NOTHERN IRELAND
	BRONZE	VUORISTO - REIMAVUO	FINLAND
	BRONZE	COSTA - ARAKAKI	BRAZIL
WORLD TRANSPLANT GAMES 2017			
SPORT	TENNIS		
MODAL	DOUBLE		
CATEGORY	METAL	FEMALE	COUNTRY
18_49	GOLD	DABAL - BUCCI	UNITED STATES
	SILVER	HAMPSON - LYONS	GREAT BRITAIN AND NOTHERN IRELAND
	BRONZE	ALMAGRO - JACKOB	HUNGARY
	BRONZE		
50 +	GOLD	CHUDY - HOWARD	GREAT BRITAIN AND NOTHERN IRELAND
	SILVER		
	BRONZE		
	BRONZE		
WORLD TRANSPLANT GAMES 2017			
SPORT	TENNIS		
MODAL	MIXED DOUBLE		
CATEGORY	METAL	FEMALE	COUNTRY
UNDER 30	GOLD	McGARY - HAMPSON	GREAT BRITAIN AND NOTHERN IRELAND
	SILVER	VANDER BERGH - SIMPSON	SOUTH AFRICA
	BRONZE	NIZZO - CORGNALE	ITALY
	BRONZE	BARAGIOLA - MATEOS	ARGENTINA

VIRTUAL TRIATHLON

UP TO 30 MEN							0	
DORSAL	COUNTRY RE	first_Name	last_Name	Road Race 500 M. Swimming	Road Race (TOTAL		
1508	Lebanon	Ahmad Kahled	Abd al latif					
1867	Spain	Jesús	Arconada	0:19:44	0:07:43	0:48:03	1:15:30	SILVER
1882	Spain	Luis	Sanz Díaz	0:17:37	0:05:45	0:48:27	1:11:49	GOLD
30 -49 MEN								
DORSAL	COUNTRY RE	first_Name	last_Name	Road Race 500 M. Swimming	Road Race (TOTAL		
1733	South Africa	Brent	Renyard			0:00:00		
464	China	Tang	Jianhui			0:00:00		
1920	Sweden	Anders	Billstrom			0:00:00		
717	Germany	Michael	Helms	0:17:29		0:17:29		
2311	Uruguay	Miguel Angel	Yelos		0:46:22	0:46:22		
296	Austria	Martin	Krimbacher		0:56:13	0:56:13		
1701	Portugal	Pedro	Oliveira	0:18:59	0:52:01	1:11:00		
683	Germany	Elmar	Sprink	0:18:04	0:06:58	0:46:22	1:11:24	GOLD
345	Canada	Anthony Norman	Parsons	0:17:31	0:06:24	0:49:35	1:13:30	SILVER
483	Colombia	Pablo Igancio	García	0:17:59	0:07:36	0:52:01	1:17:36	BRONZE
313	Belgium	Luc	Laurent	0:21:47	0:09:47	0:46:22	1:17:56	
2301	United States	Zachary	Brooks	0:23:31	0:08:23	0:46:22	1:18:16	
187	Australia	Bryan James	Rollins	0:20:31	0:06:42	0:52:34	1:19:47	
209	Australia	Glenn	Phipps	0:20:41	0:07:15	0:56:10	1:24:06	
310	Belgium	Kris Van	Moere	0:25:19	0:08:30	0:50:17	1:24:06	
1823	Spain	Alejandro	Rivera	0:27:26	0:08:09	0:52:01	1:27:36	
1966	Switzerland	Roger Anton	Arnet	0:23:34	0:11:15	0:52:47	1:27:36	
1854	Spain	Francisco	Zamora	0:21:47	0:11:23	0:56:16	1:29:26	
323	Brazil	Dinael	Dinael	0:28:35	0:08:57	0:56:58	1:34:30	
1907	Spain	Óscar	Díaz Redondo	0:23:16	0:09:38	1:01:50	1:34:44	
391	Canada	Jonathan	Hickman	0:27:43	0:08:11	0:59:03	1:34:57	
50 AND OVER MEN								
DORSAL	COUNTRY RE	first_Name	last_Name	Road Race 500 M. Swimming	Road Race (TOTAL		
1849	Spain	Enrique	Delgado Artola			0:00:00		
1848	Spain	Enrique	Pascual	0:20:35	RETIRADO	0:54:29	1:15:04	
1931	Sweden	Lars	Santesson	0:20:40	0:08:07	0:49:37	1:18:24	GOLD
1941	Switzerland	Andreas	Krebs	0:20:41	0:09:17	0:49:37	1:19:35	SILVER
599	France	Jean Michel	Borne	0:22:59	0:08:01	0:51:34	1:22:34	BRONZE
1861	Spain	Javier	Aguirre Erdoiza	0:21:03	0:09:59	0:51:34	1:22:36	
1918	Spain	Vicente	Granados-cabezas	0:29:17	0:12:14	1:07:53	1:49:24	

UP TO 30 WOMEN								
DORSAL	COUNTRY REPRESENTING	first_Name	last_Name	Road Race 5K	400 M. Swimming	Cycling Road Race (30 Km)	TOTAL	
844	Great Britain and Northern Ireland	Ella	Gibson	0:25:22	0:07:43	0:55:12	1:28:17	GOLD
1511	Mexico	Erika	Aguirre Galán	0:27:00	0:09:05	1:10:22	1:46:27	SILVER
31 - 49 WOMEN								
DORSAL	COUNTRY REPRESENTING	first_Name	last_Name	Road Race 5K	400 M. Swimming	Cycling Road Race (30 Km)	TOTAL	
280	Australia	Suzanne	Halbish	0:32:02	0:08:57		0:40:59	
1393	Ireland	Sinead	McGowan	0:24:06	0:10:28	1:00:49	1:35:23	GOLD
2149	United States	Isabel Yuriko	Stenzel Byrnes	0:30:56	0:10:12	0:55:12	1:36:20	SILVER
1392	Ireland	Sheila	Gregan	0:29:38	0:09:51	1:02:09	1:41:38	BRONZE
229	Australia	Kate	Phillips	0:32:03	0:07:10	1:04:22	1:43:35	
603	France	Karine	Celhay	0:29:40	0:09:53	1:20:50	2:00:23	
329	Brazil	Patricia	Fonseca	0:33:20	0:10:43	1:43:47	2:27:50	
50 AND OVER WOMEN								
DORSAL	COUNTRY REPRESENTING	first_Name	last_Name	Road Race 5K	400 M. Swimming	Cycling Road Race (30 Km)	TOTAL	
406	Canada	Lyne	Pelletier	0:37:31	0:12:31	1:20:50	2:10:52	GOLD
833	Great Britain and Northern Ireland	Diana	Higman			0:55:12	0:55:12	
1948	Switzerland	Elizabeth	Schick	0:37:08		1:04:25	1:41:33	
2283	United States	Sue	Rudolph	0:40:51	0:16:32	1:24:15	2:21:38	SILVER

VOLEIBOL

1. NETHERLANDS
2. ARGENTINA
3. HUNGARY / ITALY
4. FINLAND
5. USA 1
6. GREAT BRITAIN 1
7. GREAT BRITAIN 2
8. CANADA
9. USA 2
10. PORTUGAL
11. GERMANY

PARTIDOS	RESULTADOS
ARGENTINA - FINLAND	2-0 (25-12 / 25 -15)
NETHERLANDS - GREAT BRITAIN 2	2-0 (25-2 / 25/6)
USA 2 - GREAT BRITAIN 1	0-2 (20-25 / 21-25)
ARGENTINA- USA 2	2-0 (25-10 / 25-14)
USA 1 – CANADA	2-0 (25-17 / 25-19)
HUNGARY - ITALY	2-0 (25-14 / 25-12)
FINLAND - GREAT BRITAIN 1	2-0 (25-18 / 25- 15)
NETHERLANDS – USA 1	2-0 (25-10 / 25-22)
GERMANY – ITALY	0-2 (5-25 / 9-25)
FINLAND – USA 2	2-0 (25-5 / 25-8)
GREAT BRITAIN 2 – CANADA	1-1 (16-25 / 27-25)
HUNGARY – GERMANY	2-0 (25-13 / 25-10)
ARGENTINA - GREAT BRITAIN 1	2-0 (25-16 / 25-9)
NETHERLANDS - CANADA	2-0 (25 -11 / 25-8)
GREAT BRITAIN 2 – USA 1	0-2 (7-25 /17-25)
PORTUGAL – ITALY	0-2 (10-25 / 12-25)
PORTUGAL – GERMANY	1-1 (21-25 / 25-20)
PORTUGAL - HUNGARY	0-2 (8-25 / 13-25)
SEMIFINALES	
ARGENTINA – HUNGARY	2-0 (25-15 / 25-17)
NETHERLANDS - ITALY	2-0 (25-13 /25-11)
FINAL	
ARGENTINA - NETHERLANDS	0-2 (19-25 / 16-25)