



**8th EUROPEAN TRANSPLANT AND
DIALYSIS SPORTS CHAMPIONSHIPS**

**AUGUST 16TH - AUGUST 23TD, 2014
KRAKOW / POLAND**

- RESULTS -





**8th European Transplant and Dialysis Sports Championships
16-23 August 2014 Krakow**



**RESULTS
MINI MARATHON (5 km)
17.08.2014**

RANK	AGE CATEGORY	BIB	ATHLETE	COUNTRY	RESULT
Women					
1	F3	262	Nina Vodišek	Slovenia	29:17,40
2	F3	366	Monika Bielik	Poland	32:07,62
3	F3	85	Orla Hogan	Ireland	50:54,48
1	F4	40	Ulrika Svantesson	Sweden	24:48,18
2	F4	151	Anne Tirronen	Finland	25:03,42
3	F4	43	Sheila Gregan	Ireland	30:31,27
4	F4	341	Monika Pilger	Germany	31:40,82
Men					
1	M2	325	Gergo Laszlo Mezei	Hungary	17:56,81
2	M2	244	Tomi Palovaara	Finland	20:18,93
3	M2	436	Artur Zychowicz	Poland	22:48,26
1	M3	66	Kieran Murray	Ireland	20:27,56
2	M3	365	Thomas Weyand	Germany	21:22,76
1	M4	120	Daniele Dorizzi	Italy	22:17,75
2	M4	105	Lars Santesson	Sweden	22:36,85
3	M4	438	Tomasz Szałwiński	Poland	24:09,87
4	M4	393	Kris van Moere	Belgium	25:04,67
5	M4	382	Maciej Żyto	Poland	26:00,95
1	M5	377	Joaquin Lacon Exposito	Spain	19:08,55
2	M5	145	Arduino Giorgi	Italy	21:11,77
3	M5	512	Zbigniew Błoński	Poland	21:52,93
4	M5	270	Nicolas Buchwalder	Switzerland	22:30,67
5	M5	38	Guido van Israel	Belgium	26:18,86
6	M5	487	Sean Marshall	Ireland	28:21,17

RANK	COUNTRY	RESULT
1	Poland	1:08:69
Zbigniew Błoński - 21:52,93; Artur Zychowicz - 22:48,26; Tomasz Szałwiński - 24:09,87		
2	Ireland	1:19:29
Kieran Murray - 20:27,56; Sean Marshall - 28:21,17; Sheila Gregan - 30:31,27		



**8th European Transplant and Dialysis Sports Championships
16-23 August 2014 Krakow**



**BEACH VOLLEYBALL
FINAL RANKING
17.08.2014**

Rank	Country	Names
1.	AUT	Andreas Weiser / Siegfried Mesching
2.	GER	Chantal Bausch / Patrick Peters
3.	POL	Łukasz Bojanowski / Wojciech Kosicki
4.	FRA	Nicolas Grembo / Robin Racassine

Referees:

Piotr Sobieraj

Tomasz Klocek

Olga Klocek



**8th European Transplant and Dialysis Sports Championships
16-23 August 2014 Krakow**



**PETANQUE FINAL RESULTS
17.08.2014**

Place	Name	Country	Medal
Singles Dialysis, Female, F4-F5			
1	Chikoyo White	Ireland	GOLD
2	Linda Waters	Ireland	SILVER
3			BRONZE
Singles Dialysis, Male, M3 - M4 - M5			
1	Remy Segade	France	GOLD
2	Henrik Semenik	Slovenia	SILVER
3	Klaus Drew	Germany	BRONZE
4	Jozef Ocvirk	Slovenia	
5	Vincenzo Desideri	Italy	
Singles Transplant, Female, F2 -F3 -F5			
1	Irma Toth	Hungary	GOLD
2	Bridie Nicholson	Ireland	SILVER
3	Stephanie Keustermans	Belgium	BRONZE
4	Marrijanne Lauridsen	Denmark	
5	Culot Laetitia	Belgium	
Singles Transplant, Male, M2 -M3			
1	Maximilian Lang	Austria	GOLD
2	Janne Tirronen	Finland	SILVER
3	James Reynolds	Ireland	BRONZE
3	Tomi Syvajarvi	Finland	BRONZE
0	Fabien Toutlemonde	France	
0	James Hannon	Ireland	
0	Joni Jatkonen	Finland	
Singles Transplants, Male, M4			
1	Igor Reberc	Slovenia	GOLD
2	John Nelin	Denmark	SILVER
3	Sefecet Drndalaj	Slovenia	BRONZE
3	Edward McAuliffe	Ireland	BRONZE
0	Alojz Ziner	Slovenia	
0	Robin Racassin	France	



**8th European Transplant and Dialysis Sports Championships
16-23 August 2014 Krakow**



Place	Name	Country	Medal
Singles Transplants, Male, M5			
1	Laszlo Katona	Hungary	GOLD
2	Rainer Nissenen	Finland	SILVER
3	Marjan Knez	Slovenia	BRONZE
3	Istvan Urban	Hungary	BRONZE
0	Grzegorz Blecharczyk	Poland	
0	Jan Svoboda	Czech	
0	Peter Hellriegel	Germany	
0	Alojz Oman	Slovenia	
0	Stephen Whelan	United Kingdom	
0	Sean Marshall	Ireland	
Singles Transplants, Male, M6 – M7			
1	Charlie Ryan	Ireland	GOLD
2	Alain Fossard	France	SILVER
3	Asko Rasanen	Finland	BRONZE
3	Olavi Rautiainen	Finland	BRONZE
0	Philip Kavangh	Ireland	
0	Willian Walsh	United Kingdom	
0	Henry Ward	Ireland	
0	Vince Korosztos	Hungary	
0	Hugo Boyce	Ireland	
0	Paul Prendergast	Ireland	
0	Hannu Ouvinen	Finland	
Doubles OPEN			
1	Irma Toth Klara Lorinczne Halasz	Hungary	GOLD
2	Margherita Mazzantini Carlo Silvo	Italy	SILVER
3	Bridie Nicholson Marie O`Connor	Ireland	BRONZE
4	Audrey Paprocki Remy Segade	France	



**8th European Transplant and Dialysis Sports Championships
16-23 August 2014 Krakow**



Place	Name	Country	Medal
Doubles, Male			
1	Istvan Urban Vince Korosztos	Hungary	GOLD
2	Joni Jatkonen Tomi Syvajarvi	Finland	SILVER
3	Hannu Ouvinen Olavi Rautianen	Finland	BRONZE
3	Benjamin Macor Fabien Toutlemonde	France	BRONZE
0	Hugo Boyce Paul Prendergast	Ireland	
0	Boris Pusnik Josko Simic	Slovenia	
0	Asko Rasanen Janne Tirronen	Finland	
0	Marjan Knez Jozef Ocvirk	Slovenia	
0	William Walsh Stephen Whelan	United Kingdom	
0	Marco Corgnale Vincenzo Desideri	Italy	
0	Henrik Semenic Branko Brane Tome	Slovenia	
0	Charlie Ryan John Mc Aleer	Ireland	
0	Declan Logue Billy Walsh	United Kingdom	
0	Alain Fossard Gregory Ronnay	France	
0	Zimele Brown James Hannon	Ireland	
0	Michael Dwyer Henry Ward	Ireland	



1 - 8th European Transplant and Dialysis Sport Championships - Swimming

18/8/2014 - 10:00

Event 1
18/8/2014 - 10:00

Women, 200m Medley

F2 + F5
Results

Points: FINA 2013

Rank		Age		Time	Pts	50m	100m	150m	200m
1.	Mackenzie Nicole	16	United Kingdom	2:51.85	381	35.30	45.48	51.33	39.74
	<i>European Champion</i>								
2.	Gyurko Alexandra	18	Hungary	3:07.78	292	40.86	47.78	57.17	41.97
3.	Jeszenkovits Judit	59	Hungary	4:47.09	81	59.38	1:12.61	1:35.32	59.78

Event 2
18/8/2014 - 10:05

Men, 200m Medley

M4 + M5 + M6
Results

Points: FINA 2013

Rank		Age		Time	Pts	50m	100m	150m	200m
1.	Randerson Simon	57	United Kingdom	3:45.39	115	49.06	57.14	1:05.93	53.26
	<i>European Champion</i>								
2.	Norman Ian	44	United Kingdom	3:59.80	95	43.95	1:24.83	1:04.56	46.46

Event 3
18/8/2014 - 10:11

Women, 50m Freestyle

F5 + F6
Results

Points: FINA 2013

Rank		Age		Time	Pts
1.	Berente Judith	51	Hungary	39.07	210
	<i>European Champion</i>				
2.	Sincock Wendy Jane	55	United Kingdom	42.36	165
3.	Jeszenkovits Judit	59	Hungary	46.87	122
4.	Manuwald-Seemueller Gudrun	64	Germany	51.52	91

Event 3
18/8/2014 - 10:11

Women, 50m Freestyle

F4
Results

Points: FINA 2013

Rank		Age		Time	Pts
1.	Rapacz Agnieszka	40	Poland	36.44	259
	<i>European Champion</i>				
2.	Garcia Manuela	47	Spain	39.54	203
3.	Faul Deirdre	46	Ireland	40.24	192
4.	Tirronen Anne	46	Finland	44.09	146
5.	Varin Martine	46	France	1:05.48	44

Event 3
18/8/2014 - 10:11

Women, 50m Freestyle

F2 + F3
Results

Points: FINA 2013

Rank		Age		Time	Pts
1.	Mackenzie Nicole	16	United Kingdom	31.49	402
	<i>European Champion</i>				
2.	Nagy Szilvia	36	Hungary	44.46	143
3.	Kristensen Elisabeth	34	Norway	46.70	123
4.	Hogan Orla	36	Ireland	1:22.43	22



Event 3, Women, 50m Freestyle

Event 3
18/8/2014 - 10:11
Girls, 50m Freestyle
G
Results

Points: FINA 2013

Rank		Age		Time	Pts
1.	Suli Flora	11	Hungary	43.33	154
	<i>European Champion</i>				
2.	Sipos Timea	8	Hungary	48.80	108

Event 4
18/8/2014 - 10:19
Men, 50m Freestyle
M6
Results

Points: FINA 2013

Rank		Age		Time	Pts
1.	Jakubovics Peter	61	Hungary	37.17	162
	<i>European Champion</i>				
2.	Papp Karoly	62	Hungary	39.92	131
3.	Kuotola Mauri	64	Finland	40.55	125
4.	Sadowski Georg	62	Germany	40.84	122
5.	Nadasdy Jozsef	62	Hungary	41.87	113
6.	Van Staen Lucien	60	Belgium	43.03	104
7.	Uotinen Veijo	68	Finland	48.82	71
8.	Prendergast Paul	66	Ireland	57.84	43
9.	Riebli Ruedi	62	Switzerland	1:13.91	20

Event 4
18/8/2014 - 10:19
Men, 50m Freestyle
M4 + M5
Results

Points: FINA 2013

Rank		Age		Time	Pts
1.	Lewandowski Andrzej	45	Poland	31.50	267
	<i>European Champion</i>				
2.	Krasselt Thorsten	49	Germany	35.19	191
3.	Aarsand Terje	58	Norway	39.82	132
4.	Heffernan Peter	58	Ireland	41.51	116

Event 4
18/8/2014 - 10:19
Men, 50m Freestyle
M2 + M3
Results

Points: FINA 2013

Rank		Age		Time	Pts
1.	Janczewski Jakub	30	Poland	30.87	284
	<i>European Champion</i>				
2.	Krolewicz Damian	22	Poland	38.35	148
3.	O'Neill Eoghan	31	Ireland	40.47	126



Event 4, Men, 50m Freestyle

Event 4 Boys, 50m Freestyle JM
18/8/2014 - 10:19 Results

Points: FINA 2013

Rank	Age		Time	Pts
1. Husar Marek <i>European Champion</i>	15	Poland	50.10	66

Event 4 Boys, 50m Freestyle B
18/8/2014 - 10:19 Results

Points: FINA 2013

Rank	Age		Time	Pts
1. Domonkos Adam <i>European Champion</i>	11	Hungary	46.15	85
2. Petrou Nicolas	11	Cyprus	51.67	60
3. Smazak Tomas	10	Czech Republic	1:36.94	9

Event 5 Men, 50m Freestyle M3 + M4 + M5
18/8/2014 - 10:28 HAEMO Results

Points: FINA 2013

Rank	Age		Time	Pts
1. Kreilkamp Peter HAEMO <i>European Champion</i>	55	Germany	32.93	234
2. Camagna Amadeo HAEMO	49	Italy	33.35	225
3. Desideri Vincenzo HAEMO	33	Italy	43.45	101
4. Drews Klaus HAEMO	42	Germany	48.44	73

Event 6 Men, 200m Freestyle M2 + M3 + M4 + M5
18/8/2014 - 10:41 Results

Points: FINA 2013

Rank	Age		Time	Pts	50m	100m	150m	200m
1. Neuhauser Emeran <i>European Champion</i>	28	Germany	2:58.66	172	41.34	45.00	44.76	47.56
2. Norman Ian	44	United Kingdom	3:03.93	157	41.00	48.05		
3. Randerson Simon	57	United Kingdom	3:26.76	111	43.58	51.77		

Event 7 Women, 50m Backstroke F3 + F4 + F5 + F6
18/8/2014 - 10:46 Results

Points: FINA 2013

Rank	Age		Time	Pts
1. Sincok Wendy Jane <i>European Champion</i>	55	United Kingdom	49.40	140
2. Garcia Manuela	47	Spain	52.42	117
3. Kristensen Elisabeth	34	Norway	58.12	86
4. Manuwald-Seemueller Gudrun	64	Germany	1:04.32	63
5. Varin Martine	46	France	1:20.94	32



Event 7, Women, 50m Backstroke

Event 7
18/8/2014 - 10:46
Girls, 50m Backstroke
G
Results

Points: FINA 2013

Rank		Age		Time	Pts
1.	Sipos Timea <i>European Champion</i>	8	Hungary	59.98	78
2.	Suli Flora	11	Hungary	1:02.98	67

Event 8
18/8/2014 - 10:51
Men, 50m Backstroke
M6
Results

Points: FINA 2013

Rank		Age		Time	Pts
1.	Papp Karoly <i>European Champion</i>	62	Hungary	48.10	103
2.	Jakubovics Peter	61	Hungary	49.23	96
3.	Ohnjec Miran	60	Slovenia	51.59	84
4.	Nadasdy Jozsef	62	Hungary	55.06	69
5.	Uotinen Veijo	68	Finland	58.31	58
6.	Riebli Ruedi	62	Switzerland	1:13.13	29

Event 8
18/8/2014 - 10:51
Men, 50m Backstroke
M4 + M5
Results

Points: FINA 2013

Rank		Age		Time	Pts
1.	Lewandowski Andrzej <i>European Champion</i>	45	Poland	41.42	162
2.	Martinetz Frank	47	Germany	42.68	148
3.	Randerson Simon	57	United Kingdom	44.49	131
4.	Heffernan Peter	58	Ireland	50.21	91

Event 8
18/8/2014 - 10:51
Men, 50m Backstroke
M2 + M3
Results

Points: FINA 2013

Rank		Age		Time	Pts
1.	Janczewski Jakub <i>European Champion</i>	30	Poland	39.08	193
2.	Stepniak Jan	26	Poland	48.46	101

Event 8
18/8/2014 - 10:51
Boys, 50m Backstroke
B + JM
Results

Points: FINA 2013

Rank		Age		Time	Pts
1.	Domonkos Adam <i>European Champion</i>	11	Hungary	55.42	67
2.	Kwiecien Kacper	12	Poland	1:29.87	15



Event 9 Women, 100m Breaststroke F5 + F6
18/8/2014 - 11:12 Results

Points: FINA 2013

Rank	Age		Time	Pts	50m	100m
1.	51	Hungary	1:49.18	189	51.83	57.35
2.	68	Hungary	2:07.05	120	59.63	1:07.42
3.	64	Germany	2:11.55	108	1:00.55	1:11.00

Event 9 Women, 100m Breaststroke F4
18/8/2014 - 11:12 Results

Points: FINA 2013

Rank	Age		Time	Pts	50m	100m
1.	40	Poland	1:46.87	201	49.50	57.37
2.	46	Finland	1:56.18	157	54.92	1:01.26
3.	46	Ireland	1:57.54	151	52.69	1:04.85
4.	45	Ireland	2:10.75	110	58.28	1:12.47

Event 9 Women, 100m Breaststroke F2 + F3
18/8/2014 - 11:12 Results

Points: FINA 2013

Rank	Age		Time	Pts	50m	100m
1.	16	United Kingdom	1:30.00	338	41.36	48.64
2.	36	Hungary	1:53.24	169	51.34	1:01.90
DNF	34	Slovenia			56.72	

Event 10 Men, 100m Breaststroke M6 + M7
18/8/2014 - 11:20 Results

Points: FINA 2013

Rank	Age		Time	Pts	50m	100m
1.	62	Hungary	1:48.27	135	50.92	57.35
2.	60	Slovenia	1:52.30	121	51.49	1:00.81
3.	62	Hungary	1:53.29	118	53.50	59.79
4.	72	Germany	2:52.23	33	1:09.75	1:42.48
5.	62	Switzerland	3:36.05	17	1:25.38	2:10.67

Event 10 Men, 100m Breaststroke M5
18/8/2014 - 11:20 Results

Points: FINA 2013

Rank	Age		Time	Pts	50m	100m
1.	59	Poland	1:54.32	115	51.71	1:02.61
2.	51	Poland	2:01.40	96	56.73	1:04.67
3.	58	Poland	2:04.86	88	58.42	1:06.44



Event 10, Men, 100m Breaststroke

Event 10 Men, 100m Breaststroke M4
18/8/2014 - 11:20 Results

Points: FINA 2013

Rank	Age		Time	Pts	50m	100m
1.	45	Poland	1:27.82	253	41.49	46.33
2.	42	Germany	1:50.11	128	51.20	58.91

Event 10 Men, 100m Breaststroke M2 + M3
18/8/2014 - 11:20 Results

Points: FINA 2013

Rank	Age		Time	Pts	50m	100m
1.	28	Germany	1:32.26	218	43.20	49.06
2.	34	Poland	1:35.36	198	45.55	49.81
3.	26	Poland	1:35.87	195	45.18	50.69

Event 11 Mixed, 4 x 50m Freestyle Open
18/8/2014 - 11:42 Results

Points: FINA 2013

Rank					Time	Pts		
1.	Poland 1		Poland		2:13.61	220		
	<i>European Champion</i>							
	Mazurowski Jaroslaw	34	+0,82	31.75	Krolewicz Damian	22	40.11	
	Janczewski Jakub	30	+0,60	30.27	Lewandowski Andrzej	45	+0,45	31.48
2.	Germany 1		Germany		2:17.08	204		
	Martinetz Frank	47	+0,83	35.00	Kreilkamp Peter HAEMO	55	+0,53	33.84
	Krasselt Thorsten	49	+0,44	35.85	Neuhauser Emeran	28	+0,84	32.39
3.	United Kingdom 1		United Kingdom		2:30.30	155		
	Norman Ian	44	+0,97	42.84	Mackenzie Nicole	16	+0,34	36.73
	Randerson Simon	57	+0,12	38.54	Sincock Wendy Jane	55	+0,64	32.19
4.	Poland 2		Poland		2:30.52	154		
	Stepniak Jan	26	+1,04	40.23	Blonski Zbigniew	51	+0,24	42.54
	Zychowicz Artur	22	+0,74	37.04	Rapacz Agnieszka	40	+0,68	30.71
5.	Germany 2		Germany		2:31.32	152		
	Hellrieger Peter	50	+0,67	37.00	Sadowski Georg	62	+0,49	40.08
	Peter Patrick	34	+0,78	37.37	Neuhauser Emeran	28	+0,65	36.87
6.	Hungary 1		Hungary		2:46.02	115		
	Nagy Szilvia	36	+0,87	45.59	Berente Judith	51	-0,04	40.21
	Jeszenkovits Judit	59		45.85	Gyurko Alexandra	18		34.37
7.	Hungary 2		Hungary		2:51.15	105		
	Domonkos Adam	11		46.23	Papp Karoly	62	+0,68	40.77
	Nadasdy Jozsef	62	+0,64	44.51	Jakubovics Peter	61	+1,00	39.64
8.	Ireland		Ireland		2:58.18	93		
	O'Neill Eoghan	31	+0,73	40.19	Gregan Sheila	45	+0,85	51.50
	Heffernan Peter	58	+1,46	42.73	Faul Deirdre	46	+0,76	43.76



Event 12 Women, 100m Freestyle F5 + F6
18/8/2014 - 12:01 Results

Points: FINA 2013

Rank	Age		Time	Pts	50m	100m
1.	51	Hungary	1:37.56	142	45.60	51.96
<i>European Champion</i>						
2.	55	United Kingdom	1:39.59	134	46.79	52.80
3.	59	Hungary	1:48.46	104	50.03	58.43
4.	68	Hungary	2:00.28	76	54.90	1:05.38

Event 12 Women, 100m Freestyle F2 + F3 + F4
18/8/2014 - 12:01 Results

Points: FINA 2013

Rank	Age		Time	Pts	50m	100m
1.	16	United Kingdom	1:12.64	346	33.96	38.68
<i>European Champion</i>						
2.	18	Hungary	1:15.11	313	35.94	39.17
3.	47	Spain	1:27.84	195	43.71	44.13
4.	46	Ireland	1:31.59	172	44.50	47.09
5.	46	France	2:34.10	36	1:09.07	1:25.03

Event 13 Men, 100m Freestyle M5+ M6
18/8/2014 - 12:10 Results

Points: FINA 2013

Rank	Age		Time	Pts	50m	100m
1.	55	Germany	1:20.20	175	38.30	41.90
<i>European Champion</i>						
2.	61	Hungary	1:27.39	135	40.99	46.40
3.	57	United Kingdom	1:29.99	124	42.71	47.28

Event 13 Men, 100m Freestyle M4
18/8/2014 - 12:10 Results

Points: FINA 2013

Rank	Age		Time	Pts	50m	100m
1.	45	Poland	1:15.54	210		
<i>European Champion</i>						
2.	47	Germany	1:22.54	161	39.96	42.58
3.	44	United Kingdom	1:24.41	150	40.19	44.22
4.	49	Germany	1:28.36	131	38.81	49.55
5.	44	Belgium	1:48.16	71	42.76	1:05.40

Event 13 Men, 100m Freestyle M2 + M3
18/8/2014 - 12:10 Results

Points: FINA 2013

Rank	Age		Time	Pts	50m	100m
1.	30	Poland	1:13.52	228	35.60	37.92
<i>European Champion</i>						
2.	34	Poland	1:16.35	203	36.18	40.17
3.	28	Germany	1:22.50	161	38.21	44.29



Event 14
18/8/2014 - 12:21

Women, 50m Breaststroke

F5 + F6
Results

Points: FINA 2013

Rank		Age		Time	Pts
1.	Berente Judith <i>European Champion</i>	51	Hungary	51.32	176
2.	Manuwald-Seemueller Gudrun	64	Germany	58.77	117
3.	Medve Janos Istvanne	68	Hungary	1:00.40	108

Event 14
18/8/2014 - 12:21

Women, 50m Breaststroke

F4
Results

Points: FINA 2013

Rank		Age		Time	Pts
1.	Rapacz Agnieszka <i>European Champion</i>	40	Poland	46.87	232
2.	Faul Deirdre	46	Ireland	50.67	183
3.	Tirronen Anne	46	Finland	52.43	165
4.	Gregan Sheila	45	Ireland	55.50	139

Event 14
18/8/2014 - 12:21

Women, 50m Breaststroke

F3
Results

Points: FINA 2013

Rank		Age		Time	Pts
1.	Nagy Szilvia <i>European Champion</i>	36	Hungary	50.52	185
2.	Kristensen Elisabeth	34	Norway	56.52	132
3.	Hogan Orla	36	Ireland	1:29.28	33

Event 14
18/8/2014 - 12:21

Girls, 50m Breaststroke

G
Results

Points: FINA 2013

Rank		Age		Time	Pts
1.	Suli Flora <i>European Champion</i>	11	Hungary	47.46	223
2.	Sipos Timea	8	Hungary	1:03.06	95

Event 15
18/8/2014 - 12:30

Men, 50m Breaststroke

M6 + M7
Results

Points: FINA 2013

Rank		Age		Time	Pts
1.	Papp Karoly <i>European Champion</i>	62	Hungary	47.47	150
	Ohnjec Miran <i>European Champion</i>	60	Slovenia	47.47	150
3.	Nadasdy Jozsef	62	Hungary	52.64	110
4.	Uotinen Veijo	68	Finland	56.94	87
5.	Stoetzer Peter	72	Germany	1:00.90	71
6.	Tome Branko Brane	64	Slovenia	1:01.84	68
7.	Riebli Ruedi	62	Switzerland	1:16.80	35



Event 15, Men, 50m Breaststroke

Event 15 Men, 50m Breaststroke M5
18/8/2014 - 12:30 Results

Points: FINA 2013

Rank	Age		Time	Pts
1. Hellrieger Peter <i>European Champion</i>	50	Germany	42.74	206
2. Aarsand Terje	58	Norway	49.83	130
3. Jawor Marek	59	Poland	53.67	104
4. Marciniak Andrzej	58	Poland	53.99	102
5. Blonski Zbigniew	51	Poland	55.93	92

Event 15 Men, 50m Breaststroke M2 + M3 + M4
18/8/2014 - 12:30 Results

Points: FINA 2013

Rank	Age		Time	Pts
1. Lewandowski Andrzej <i>European Champion</i>	45	Poland	37.83	297
2. Neuhauser Emeran	28	Germany	40.92	234
3. Mazurowski Jaroslaw	34	Poland	43.97	189
4. Stepniak Jan	26	Poland	45.11	175

Event 15 Boys, 50m Breaststroke JM
18/8/2014 - 12:30 Results

Points: FINA 2013

Rank	Age		Time	Pts
1. Husar Marek <i>European Champion</i>	15	Poland	1:44.76	14
2. Kwiecien Kacper	12	Poland	1:52.54	11

Event 15 Boys, 50m Breaststroke B
18/8/2014 - 12:30 Results

Points: FINA 2013

Rank	Age		Time	Pts
1. Domonkos Adam <i>European Champion</i>	11	Hungary	1:01.67	68
2. Petrou Nicolas	11	Cyprus	1:11.83	43

Event 16 Men, 50m Breaststroke M3 + M4 + M5
18/8/2014 - 12:47 HAEMO Results

Points: FINA 2013

Rank	Age		Time	Pts
1. Camagna Amadeo HAEMO <i>European Champion</i>	49	Italy	43.25	198
2. Kreilkamp Peter HAEMO	55	Germany	44.60	181
3. Desideri Vincenzo HAEMO	33	Italy	46.60	159
4. Drews Klaus HAEMO	42	Germany	50.04	128



Event 17
18/8/2014 - 12:50
Women, 100m Backstroke
F2 + F3 + F4 + F5 + F6
Results

Points: FINA 2013

Rank	Age		Time	Pts	50m	100m
1.	18	Hungary	1:29.87	232	44.52	45.35
<i>European Champion</i>						
2.	55	United Kingdom	1:49.27	129	51.46	57.81
3.	47	Spain	1:55.38	109	57.09	58.29
4.	68	Hungary	2:04.91	86	59.88	1:05.03

Event 18
18/8/2014 - 12:54
Men, 100m Backstroke
M6
Results

Points: FINA 2013

Rank	Age		Time	Pts	50m	100m
1.	61	Hungary	1:50.36	87	53.96	56.40
<i>European Champion</i>						
2.	62	Hungary	1:53.10	81	53.93	59.17
3.	62	Hungary	1:58.64	70	58.01	1:00.63

Event 18
18/8/2014 - 12:54
Men, 100m Backstroke
M2 + M3 + M4 + M5
Results

Points: FINA 2013

Rank	Age		Time	Pts	50m	100m
1.	47	Germany	1:34.96	136	46.76	48.20
<i>European Champion</i>						
2.	57	United Kingdom	1:39.51	118	1:39.51	
3.	58	Ireland	1:56.87	73	56.46	1:00.41
4.	26	Poland	1:57.78	71	54.54	1:03.24
5.	54	Germany	2:23.82	39	1:02.55	1:21.27
6.	59	Poland	2:48.30	24	1:20.94	1:27.36

Event 19
18/8/2014 - 13:16
Women, 50m Fly
F2
Results

Points: FINA 2013

Rank	Age		Time	Pts
1.	16	United Kingdom	35.16	333
<i>European Champion</i>				
2.	18	Hungary	43.34	178

Event 19
18/8/2014 - 13:16
Girls, 50m Fly
G
Results

Points: FINA 2013

Rank	Age		Time	Pts
1.	11	Hungary	56.29	81
<i>European Champion</i>				



Event 20
18/8/2014 - 13:19

Men, 50m Fly

M3 + M4 + M5
Results

Points: FINA 2013

Rank		Age		Time	Pts
1.	Janczewski Jakub <i>European Champion</i>	30	Poland	36.60	211
2.	Martinetz Frank	47	Germany	38.60	180
3.	Norman Ian	44	United Kingdom	42.87	131
4.	Heffernan Peter	58	Ireland	1:06.18	35

Event 21
18/8/2014 - 13:31

Women, 400m Freestyle

F2 + F3 + F4 + F5
Results

Points: FINA 2013

Rank		Age		Time	Pts
1.	Gyurko Alexandra <i>European Champion</i>	18	Hungary	5:41.87	324
	50m: 36.89 36.89	150m: 2:01.62 43.46	250m: 3:29.59 43.87	350m: 4:58.78 44.86	
	100m: 1:18.16 41.27	200m: 2:45.72 44.10	300m: 4:13.92 44.33	400m: 5:41.87 43.09	
2.	Garcia Manuela	47	Spain	6:49.01	189
	50m: 45.45 45.45	150m: 2:25.25 50.54	250m: 4:12.01 54.91	350m: 5:57.85 52.26	
	100m: 1:34.71 49.26	200m: 3:17.10 51.85	300m: 5:05.59 53.58	400m: 6:49.01 51.16	
3.	Faul Deirdre	46	Ireland	7:27.41	144
	50m: 47.16 47.16	150m: 2:36.67 56.18	250m: 4:31.59 57.44	350m: 6:27.79 57.66	
	100m: 1:40.49 53.33	200m: 3:34.15 57.48	300m: 5:30.13 58.54	400m: 7:27.41 59.62	
4.	Sincock Wendy Jane	55	United Kingdom	7:30.73	141
	50m: 45.98 45.98	150m: 2:35.86 57.05	250m: 4:33.21 58.90	350m: 6:32.07 59.70	
	100m: 1:38.81 52.83	200m: 3:34.31 58.45	300m: 5:32.37 59.16	400m: 7:30.73 58.66	
5.	Tironen Anne	46	Finland	8:15.98	106
	50m: 51.77 51.77	150m: 2:58.89 1:05.52	250m: 5:08.92 1:03.92	350m: 7:17.33 1:03.96	
	100m: 1:53.37 1:01.60	200m: 4:05.00 1:06.11	300m: 6:13.37 1:04.45	400m: 8:15.98 58.65	
6.	Gregan Sheila	45	Ireland	9:44.99	64
	50m: 59.44 59.44	150m: 3:32.39 1:16.61	250m: 6:05.09 1:16.36	350m: 8:33.11 1:14.06	
	100m: 2:15.78 1:16.34	200m: 4:48.73 1:16.34	300m: 7:19.05 1:13.96	400m: 9:44.99 1:11.88	
7.	Varin Martine	46	France	12:41.33	29
	50m: 1:16.33 1:16.33	150m: 4:25.33 1:35.37	250m: 7:43.11 1:38.12	350m: 11:01.67 1:40.01	
	100m: 2:49.96 1:33.63	200m: 6:04.99 1:39.66	300m: 9:21.66 1:38.55	400m: 12:41.33 1:39.66	
8.	Pilger Monika	49	Germany	13:39.67	23
	50m: 1:22.13 1:22.13	150m:	250m:	350m:	
	100m: 3:02.30 1:40.17	200m: 6:42.33	300m: 10:13.25	400m: 13:39.67	

Event 22
18/8/2014 - 13:52

Men, 400m Freestyle

M3 + M4 + M5 + M6
Results

Points: FINA 2013

Rank		Age		Time	Pts
1.	Mazurowski Jaroslaw <i>European Champion</i>	34	Poland	6:17.32	177
	50m: 41.74 41.74	150m: 2:12.95 46.24	250m: 3:49.42 49.23	350m: 5:29.96 50.88	
	100m: 1:26.71 44.97	200m: 3:00.19 47.24	300m: 4:39.08 49.66	400m: 6:17.32 47.36	
2.	Martinetz Frank	47	Germany	6:19.71	174
	50m: 42.22 42.22	150m: 2:15.39 47.21	250m: 3:51.98 48.67	350m: 5:31.32 50.10	
	100m: 1:28.18 45.96	200m: 3:03.31 47.92	300m: 4:41.22 49.24	400m: 6:19.71 48.39	



Event 22, Men, 400m Freestyle, M3 + M4 + M5 + M6

Rank			Age					Time	Pts			
3.	Norman Ian		44	United Kingdom				6:23.81	169			
	50m:	42.77	42.77	150m:	2:17.87	48.37	250m:	3:58.66	50.60	350m:	5:37.69	48.84
	100m:	1:29.50	46.73	200m:	3:08.06	50.19	300m:	4:48.85	50.19	400m:	6:23.81	46.12
4.	Santesson Lars		47	Sweden				8:06.87	82			
	50m:	40.01	40.01	150m:	2:33.33	1:01.92	250m:	4:46.56	1:07.55	350m:	7:02.96	1:07.89
	100m:	1:31.41	51.40	200m:	3:39.01	1:05.68	300m:	5:55.07	1:08.51	400m:	8:06.87	1:03.91
5.	Heffernan Peter		58	Ireland				8:39.83	68			
	50m:	52.76	52.76	150m:	3:01.47	1:06.90	250m:	5:19.04	1:09.01	350m:	7:33.95	1:06.80
	100m:	1:54.57	1:01.81	200m:	4:10.03	1:08.56	300m:	6:27.15	1:08.11	400m:	8:39.83	1:05.88

Event 23
18/8/2014 - 14:08

Mixed, 4 x 50m Medley

Open
Results

Points: FINA 2013

Rank								Time	Pts
1.	Poland 2			Poland				2:35.57	205
	<i>European Champion</i>								
	Lewandowski Andrzej	45	+0,76	41.00	Janczewski Jakub	30	+0,17	36.26	
	Stepniak Jan	26	+0,75	43.45	Mazurowski Jaroslaw	34	+0,32	34.86	
2.	Germany			Germany				2:41.03	185
	Hellrieger Peter	50	+0,68	42.40	Martinetz Frank	47	+0,63	42.25	
	Ahammer Ulrich	54	+0,80	42.75	Neuhauser Emeran	28	+0,71	33.63	
3.	United Kingdom 1			United Kingdom				2:53.27	148
	Randerson Simon	57	+0,70	50.66	Norman Ian	44	+0,56	43.52	
	Mackenzie Nicole	16	+0,83	40.69	Sincock Wendy Jane	55	+0,68	38.40	
4.	Hungary 1			Hungary				3:11.10	110
	Berente Judith	51	+0,84	54.67	Gyurko Alexandra	18	+0,65	41.34	
	Nagy Szilvia	36	+0,66	49.25	Jeszenkovits Judit	59	+0,92	45.84	
5.	Hungary 2			Hungary				3:11.41	110
	Jakubovics Peter	61	+1,17	56.08	Papp Karoly	62	+0,70	46.38	
	Nadasdy Jozsef	62	+0,26	51.51	Domonkos Adam	11	+0,70	37.44	
6.	Poland 1			Poland				3:30.69	82
	Jawor Marek	59	+1,17	1:18.10	Zychowicz Artur	22	+0,86	48.36	
	Krolewicz Damian	22	+0,61	46.56	Rapacz Agnieszka	40		37.67	
7.	Ireland			Ireland				3:55.01	59
	Heffernan Peter	58	+0,89	1:08.86	Faul Deirdre	46	+0,79	1:06.33	
	Prendergast Paul	66	+1,37	58.52	Gregan Sheila	45	+0,62	41.30	

Badminton

Men Singles 18-29 Transplant

Time	Nr	Player	1	2	3	4	5	Points	Games	Matches	Place
	1	305 Grégory RONNAY - France		12:15 12:15	15:5 15:7	15:9 15:4	15:7 15:9	114:71	6:2	3:1	1
3-4 2-5 1-2	3 4 20	72 Andrew DUNCAN - Ireland	15:12 15:12		15:6 15:6	11:19 15:8	11:15 15:5 12:15	139:108	7:3	3:1	2
3-5 1-3 4-5	21 28 29	332 Andreas WIESER - Austria	5:15 7:15	6:15 6:15		11:15 10:15	8:15 7:15	60:120	0:8	0:4	5
2-3 1-4 2-4 1-5	48 34 43 45	436 Artur ZYCHOWICZ - Poland	9:15 4:15	19:11 8:15	15:11 15:10		13:15 8:15	101:122	3:6	1:3	4
	5	240 Siegfried MESCHING - Austria	7:15 9:15	15:11 5:15	15:8 15:7	15:13 15:8		111:104	6:3	3:1	3

Men Singles 30-49 Transplant

Group 1.	Time	Nr	Player	1	2	3	4	Points	Games	Matches	Place
		1	84 Roman DUNDA - Czech		15:4 15:7	15:10 15:6	11:15 15:4 15:12	101:58	6:1	3:0	1
2-3 1-4 1-2	7 5 15	2	286 Olivier BAYLAC - France	4:15 7:15		11:15 15:17	4:15 5:15	46:92	0:6	0:3	4
3-4 1-3 2-4	25 35 36	3	328 Robert SIPOS - Hungary	10:15 6:15	15:11 17:15		9:15 10:15	67:86	2:4	1:2	3
		4	373 John NELIN - Denmark	15:11 4:15 12:15	15:4 15:5	15:9 15:10		91:69	5:2	2:1	2

Group 2.	Time	Nr	Player	1	2	3	Points	Games	Matches	Place
		1	350 Petr ZITNY - Czech		15:10 15:6	15:6 15:7	60:29	4:0	2:0	1
2-3 1-2 1-3	8 22 37	2	327 Albert NAGY - Hungary	10:15 6:15		15:9 15:11	46:50	2:2	1:1	2
		3	301 Nicolas GREMBO - France	6:15 7:15	9:15 11:15		33:60	0:4	0:2	3

3-4.

2.

1.

Group 1 #1	84	Roman DUNDA - Czech	46	DUNDA	
Group 2 #2	327	Albert NAGY - Hungary		15:4,15:10	
				55	DUNDA
					16:14,14:16,15:5
Group 1 #2	373	John NELIN - Denmark	47	ZITNY	
Group 2 #1	350	Petr ZITNY - Czech		15:10,20:18	

Men Singles 50 and over Transplant

Time	Nr	Player	1	2	3	4	Points	Games	Matches	Place
	1	248 Yrjö VIITIKKO - Finland		15:5 15:6	15:10 15:12	15:5 15:7	90:45	6:0	3:0	1
2-3 1-4 1-2	9 6 17	270 Nicolas BUCHWALDER - Switzerland	5:15 6:15		7:15 4:15	7:15 9:15	38:90	0:6	0:3	4
3-4 1-3 2-4	23 38 39	340 István LUIB - Hungary	10:15 12:15	15:7 15:4		15:13 15:7	82:61	4:2	2:1	2
	4	31 Daniel SCHMIT - Belgium	5:15 7:15	15:7 15:9	13:15 7:15		62:76	2:4	1:2	3

Referee
Marek ŁYSAKOWSKI



**8th European Transplant and Dialysis Sports Championships
16-23 August 2014 Krakow**



Badminton

Women Singles 15-17 Transplant

Lp	Player	1	2	Points	Games	Matches	Place
Time Nr 1	488 Zoé BARC - France		15:10 15:9	30:19	2:0	1:0	1
1-2 10	499 Raffaella LECCACORVI - France	10:15 9:15		19:30	0:2	0:1	2

Women Singles Transplant

	Player	1	2	3	4	5	Points	Games	Matches	Place
Time Nr 1	336 Andrásné JUNG - Hungary		15:3 15:5	15:6 15:4	15:4 15:4	15:6 15:3	120:35	8:0	4:0	1
3-4 11	269 Sandra STREBEL - Switzerland	3:15		9:15	15:9	13:15	97:121	3:6	1:3	4
2-5 12		5:15		15:11	15:8	16:18				
1-2 18	316 Zsuzsanna HANYU - Hungary	6:15	15:9		15:1	15:9	111:79	6:3	3:1	2
3-5 26		4:15	11:15		15:3	15:6				
1-3 40	131 Culot LAETITIA - Belgium	4:15	9:15	1:15		6:15	43:120	0:8	0:4	5
4-5 41		4:15	8:15	3:15		8:15				
2-3 44	29 Stéphanie KEUSTERMANS - Belgium	6:15	15:13	9:15	15:6		87:103	4:4	2:2	3
1-4 24		3:15	18:16	6:15	15:8					
2-4 49										
1-5 50										

Referee
Marek ŁYSAKOWSKI



8th European Transplant and Dialysis Sports Championships
16-23 August 2014 Krakow



Badminton

Men Doubles

Group 1.		Player	1	2	3	Points	Games	Matches	Place
Time	Nr	84 Roman DUNDA - Czech		15:11 15:9	15:8 15:5	60:33	4:0	2:0	1
		350 Petr ZITNY - Czech							
		327 Albert NAGY - Hungary	11:15 9:15		11:15 13:15				
2-3	13	328 Robert SIPOS - Hungary				44:60	0:4	0:2	3
1-2	30	373 John NELIN - Denmark	8:15 5:15	15:11 15:13					
1-3	42	206 Martin SVENDSEN - Denmark							

Group 2.		Player	1	2	3	Points	Games	Matches	Place
Time	Nr	258 Tero SUOMINEN - Finland		6:15 12:15	13:15 18:16 8:15	57:76	1:4	0:2	3
		248 Yrjö VIITIKKO - Finland							
		72 Andrew DUNCAN - Ireland	15:6 15:12		15:10 15:11				
2-3	14	149 Henry WARD - Ireland				60:39	4:0	2:0	1
1-2	27	240 Siegfried MESCHING - Austria	15:13 16:18	10:15 11:15					
1-3	33	332 Andreas WIESER - Austria							

3-4.

2.

1.

Group 1 #1	84 Roman DUNDA - Czech	51	DUNDA ZITNY	15:6,15:12	56	DUNDA ZITNY
	350 Petr ZITNY - Czech					
Group 2 #2	240 Siegfried MESCHING - Austria	52	NELIN SVENDSEN	15:11,15:13	57	DUNDA ZITNY
	332 Andreas WIESER - Austria					
Group 1 #2	373 John NELIN - Denmark	52	NELIN SVENDSEN	15:11,15:13	57	15:11,15:7
	206 Martin SVENDSEN - Denmark					
Group 2 #1	72 Andrew DUNCAN - Ireland	52	NELIN SVENDSEN	15:11,15:13	57	15:11,15:7
	149 Henry WARD - Ireland					

Mixed Doubles

Group 1.		Player	1	2	3	Points	Games	Matches	Place
Time	Nr	31 Daniel SCHMIT - Belgium		15:7 15:3	12:15 9:15	51:40	2:2	1:1	2
		29 Stéphanie KEUSTERMANS - Belgium							
		301 Nicolas GREMBO - France	7:15 3:15		4:15 7:15				
2-3	1	488 Zoé BARC - France				21:60	0:4	0:2	3
1-2	16	340 István LUIB - Hungary	15:12 15:9	15:4 15:7					
1-3	31	336 Andrásné JUNG - Hungary							

Group 2.		Player	1	2	3	Points	Games	Matches	Place
Time	Nr	373 John NELIN - Denmark		13:15 11:15	15:10 13:15 12:15	64:70	1:4	0:2	3
		83 Marrijanne LAURIDSEN - Denmark							
		328 Robert SIPOS - Hungary	15:13 15:11		15:12 5:15 15:13				
2-3	2	316 Zsuzsanna HANYU - Hungary				65:64	4:1	2:0	1
1-2	19	270 Nicolas BUCHWALDER - Switzerland	10:15 15:13	12:15 15:5					
1-3	32	269 Sandra STREBEL - Switzerland	15:12	13:15					

3-4.

2.

1.

Group 1 #1	340 István LUIB - Hungary	53	LUIB JUNG	15:2,15:4	57	LUIB JUNG
	336 Andrásné JUNG - Hungary					
Group 2 #2	270 Nicolas BUCHWALDER - Switzerland	54	SCHMIT KEUSTERMANS	15:10,15:10	57	15:6,17:15
	269 Sandra STREBEL - Switzerland					
Group 1 #2	31 Daniel SCHMIT - Belgium	54	SCHMIT KEUSTERMANS	15:10,15:10	57	15:6,17:15
	29 Stéphanie KEUSTERMANS - Belgium					
Group 2 #1	328 Robert SIPOS - Hungary	54	SCHMIT KEUSTERMANS	15:10,15:10	57	15:6,17:15
	316 Zsuzsanna HANYU - Hungary					

Referee
Marek ŁYSAKOWSKI



8th European Transplant and Dialysis Sports Championships 16-23 August 2014 Krakow



ENTRY LIST FOR SINGLES' EVENTS

Seed	Id	SURNAME / given names	Assoc.	Age category	Ranking points	Age
Dialysis 50 years and over - female						
1=	420	DOBOS Judit	HUN Hungary	F5	0	50
	205	FABIANOVÁ Ľudmila	SVK Slovakia	F6	0	62
Dialysis 30-49 years - male						
1	284	SEGADE Rémy	FRA France	M3	5	37
2	162	MARKOPOULOS Marios	GRE Greece	M3	4	36
3	468	CAMAGNA Amedeo	ITA Italy	M4	0	49
Dialysis 50 years and over - male						
1=	180	ANACHOURLIS Athanasios	GRE Greece	M5	5	51
	297	SÉRA Lajos	HUN Hungary	M7	5	71
3	294	FÖLDESI Gyula	HUN Hungary	M5	4	56
4	242	OCVIRK Jožef	SVN Slovenia	M5	3	57
5	295	NAGY István	HUN Hungary	M5	0	51
Transplant 30-49 years - female						
1	29	KEUSTERMANS Stéphanie	BEL Belgium	F3	7	31
2	311	ALMAGRO Carmen	HUN Hungary	F4	6	48
3	404	TÓTH Irma	HUN Hungary	F3	5	39
4=	131	LAETITIA Culot	BEL Belgium	F2	0	27
	227	IOSIFIDOU Margarita	GRE Greece	F3	0	36
	414	KIMLA Wioletta	POL Poland	F4	0	41
Transplant 50 years and over - female						
1	237	LANGBAUER Erika	AUT Austria	F5	5	58
2	226	BOTSA Athanasia	GRE Greece	F5	4	56
3	345	DONAGHY Madeleine	IRL Ireland	F6	0	60
Transplant 15-17 years - female						
1=	488	BARC Zoé	FRA France	JF2	0	16
	499	LECCACORVI Raffaella	FRA France	JF2	0	15
Transplant 18-29 years - male						
1	240	MESCHNIG Siegfried	AUT Austria	M2	8	25
2=	305	RONNAY Grégory	FRA France	M2	5	28
	338	KÓKA Zoltán	HUN Hungary	M2	5	24
4=	332	WIESER Andreas	AUT Austria	M2	0	26
	419	QUITTNER Peter	HUN Hungary	M2	0	21
	243	DIAKOUMAKOS Alexandros	GRE Greece	M2	0	14
	72	DUNCAN Andrew	IRL Ireland	M2	0	16



8th European Transplant and Dialysis Sports Championships 16-23 August 2014 Krakow



ENTRY LIST FOR SINGLES' EVENTS

Seed	Id	SURNAME / given names	Assoc.	Age category	Ranking points	Age
Transplant 30-49 years - male						
1	216	XENOS Christos	<i>GRE Greece</i>	M4	9	49
2=	50	PUSNIK Boris	<i>SVN Slovenia</i>	M4	7	46
	64	ŠIMIC Joško	<i>SVN Slovenia</i>	M4	7	47
4	313	RADÓ Árpád	<i>HUN Hungary</i>	M4	6	48
5=	141	CORGNALÉ Marco	<i>ITA Italy</i>	M3	5	35
	500	RACASSIN Robin	<i>FRA France</i>	M4	5	47
7	307	CSUTI Janos	<i>HUN Hungary</i>	M3	4	39
8	229	ANDREADIS Dimitrios	<i>GRE Greece</i>	M4	3	40
	382	ŻYTO Maciej	<i>POL Poland</i>	M4	3	42
10=	301	GREMBO Nicolas	<i>FRA France</i>	M3	0	34
	221	PARASKEVAS Ioannis	<i>GRE Greece</i>	M3	0	38
	317	FERENCZ Károly	<i>HUN Hungary</i>	M3	0	39
	460	URBAN Piotr	<i>POL Poland</i>	M3	0	38
	350	ZITNY Petr	<i>CZE Czech</i>	M4	0	49
	225	KALOS Konstantinos	<i>GRE Greece</i>	M4	0	41
	228	MANOULAKIS Emmanouil	<i>GRE Greece</i>	M4	0	49
	413	KRUCSÓ Zsolt	<i>HUN Hungary</i>	M4	0	49
	308	SZENDI János	<i>HUN Hungary</i>	M4	0	49
	378	CHOJNACKI Piotr	<i>POL Poland</i>	M4	0	48
	449	OSIŃSKI Marek	<i>POL Poland</i>	M4	0	47
	385	RASZKIEWICZ Adam	<i>POL Poland</i>	M4	0	48
	443	SILARSKI Marek	<i>POL Poland</i>	M4	0	40
	462	THIER Marek	<i>POL Poland</i>	M4	0	43
	193	TICHY Miroslav	<i>SVK Slovakia</i>	M4	0	43
	79	DRNDALAJ Šefčet	<i>SVN Slovenia</i>	M4	0	47
	60	REBERC Igor	<i>SVN Slovenia</i>	M4	0	42
Transplant 50-69 years - male						
1	191	KOPECKY Robert	<i>SVK Slovakia</i>	M6	10	61
2=	304	KATONA László	<i>HUN Hungary</i>	M5	4	54
	318	PORA Sandor	<i>HUN Hungary</i>	M6	4	61
4=	361	SVOBODA Jan	<i>CZE Czech</i>	M5	3	51
	272	STEUDE Dietmar	<i>GER Germany</i>	M6	3	60
6=	206	SVENDSEN Martin	<i>DEN Denmark</i>	M5	0	52
	109	ESPOSITO Umberto	<i>ITA Italy</i>	M5	0	50
	442	STELĘGOWSKI Marek	<i>POL Poland</i>	M5	0	57
	192	WAHLANDT Jozef	<i>SVK Slovakia</i>	M5	0	52
	349	RUIZ JODAR Mateo	<i>ESP Spain</i>	M5	0	52
	31	SCHMIT Daniel	<i>BEL Belgium</i>	M6	0	62
	234	AIKIO Tapio	<i>FIN Finland</i>	M6	0	60
	53	LORENZEN Wolfgang	<i>GER Germany</i>	M6	0	60
	452	WALSH William	<i>GBR Great Britain</i>	M6	0	61
Transplant 70 years+ - male						
1=	408	OLSCHEWSKI Friedhelm	<i>GER Germany</i>	M7	0	75
	501	REINELT Norbert	<i>GER Germany</i>	M7	0	72
	368	BOGUSŁAWSKI Antoni	<i>POL Poland</i>	M7	0	72



8th European Transplant and Dialysis Sports Championships 16-23 August 2014 Krakow



ENTRY LIST FOR DOUBLES' EVENTS

Seed	Pts	Assoc.	T. id	Player	Assoc.	Age cate	Pts	T. id	Player	Assoc.	Age cate	Pts
Doubles 18-29 years - male												
1	9	HUN	338	KÓKA Zoltán	HUN	M2	5	307	CSUTI Janos	HUN	M3	4
2	8	FRA	305	RONNAY Grégory	FRA	M2	5	428	TOUTLEMONDE Fabien	FRA	M3	3
3	4	HUN	419	QUITTNER Peter	HUN	M2	0	304	KATONA László	HUN	M5	4
4	0	GRE	243	DIAKOUMAKOS Alexandros	GRE	M2	0	221	PARASKEVAS Ioannis	GRE	M3	0
Doubles 30-49 years - male												
1	14	SVN	50	PUSNIK Boris	SVN	M4	7	64	ŠIMIC Joško	SVN	M4	7
2	10	FRA	500	RACASSIN Robin	FRA	M4	5	284	SEGADE Rémy	FRA	M3	5
3	9	GRE	216	XENOS Christos	GRE	M4	9	228	MANOULAKIS Emmanouil	GRE	M4	0
4	9	GRE	180	ANACHOURLIS Athanasios	GRE	M5	5	162	MARKOPOULOS Marios	GRE	M3	4
5	6	HUN	317	FERENCZ Károly	HUN	M3	0	313	RADÓ Árpád	HUN	M4	6
6	5	ITA	141	CORNALE Marco	ITA	M3	5	109	ESPOSITO Umberto	ITA	M5	0
7	4	HUN	413	KRUCSÓ Zsolt	HUN	M4	0	318	PORA Sandor	HUN	M6	4
8=	3	GRE	229	ANDREADIS Dimitrios	GRE	M4	3	225	KALOS Konstantinos	GRE	M4	0
	3	POL	385	RASZKIEWICZ Adam	POL	M4	0	382	ŻYTO Maciej	POL	M4	3
10=	0	HUN	295	NAGY István	HUN	M5	0	308	SZENDI János	HUN	M4	0
	0	POL	378	CHOJNACKI Piotr	POL	M4	0	449	OSIŃSKI Marek	POL	M4	0
	0	POL	442	STELĘGOWSKI Marek	POL	M5	0	462	THIER Marek	POL	M4	0
	0	SVK	194	FRANER Jozef	SVK	M4	0	193	TICHY Miroslav	SVK	M4	0
	0	SVN	60	REBERC Igor	SVN	M4	0	79	DRNDALAJ Šefčēt	SVN	M4	0
Doubles 50 years and over - male												
1	10	SVK	191	KOPECKY Robert	SVK	M6	10	192	WAHLANDT Jozef	SVK	M5	0
2	9	HUN	294	FÖLDESI Gyula	HUN	M5	4	297	SÉRA Lajos	HUN	M7	5
3	5	CZE	379	MALINSKY Libor	CZE	M5	5	350	ZITNY Petr	CZE	M4	0
4	3	GER	408	OLSCHEWSKI Friedhelm	GER	M7	0	272	STEUDE Dietmar	GER	M6	3
5	0	GER	53	LORENZEN Wolfgang	GER	M6	0	501	REINELT Norbert	GER	M7	0
Doubles 30-49 years - female												
1	11	HUN	311	ALMAGRO Carmen	HUN	F4	6	404	TÓTH Irma	HUN	F3	5
2	4	GRE	227	IOSIFIDOU Margarita	GRE	F3	0	226	BOTSA Athanasia	GRE	F5	4
3	0	POL	401	BAKUŁA Joanna	POL	F3	0	410	DURLIK Agnieszka	POL	F4	0



**8th European Transplant and Dialysis Sports Championships
16-23 August 2014 Krakow**



ENTRY LIST FOR DOUBLES' EVENTS

Seed	Pts	Assoc.	T. id	Player	Assoc.	Age cate	Pts	T. id	Player	Assoc.	Age cate	Pts
Mixed doubles												
1	13	GRE	216	XENOS Christos	GRE	M4	9	226	BOTSA Athanasia	GRE	F5	4
2	13	AUT	240	MESCHNIG Siegfried	AUT	M2	8	237	LANGBAUER Erika	AUT	F5	5
3	12	HUN	313	RADÓ Árpád	HUN	M4	6	311	ALMAGRO Carmen	HUN	F4	6
4	10	SVK	191	KOPECKY Robert	SVK	M6	10	205	FABIANOVÁ Ľudmila	SVK	F6	0
5	7	BEL	31	SCHMIT Daniel	BEL	M6	0	29	KEUSTERMANS Stéphanie	BEL	F3	7
6=	5	FRA	284	SEGADE Rémy	FRA	M3	5	499	LECCACORVI Raffaella	FRA	JF2	0
	5	FRA	500	RACASSIN Robin	FRA	M4	5	488	BARC Zoé	FRA	JF2	0
8	5	HUN	317	FERENCZ Károly	HUN	M3	0	404	TÓTH Irma	HUN	F3	5
9	3	GRE	229	ANDREADIS Dimitrios	GRE	M4	3	227	IOSIFIDOU Margarita	GRE	F3	0
10=	0	POL	443	SILARSKI Marek	POL	M4	0	414	KIMLA Wioletta	POL	F4	0
	0	HUN	295	NAGY István	HUN	M5	0	420	DOBOS Judit	HUN	F5	0



**8th European Transplant and Dialysis Sports Championships
16-23 August 2014 Krakow**



Transplant 15-17 years - female

Matches best of five (5) games

Date/Time	T	Order	Group 1		1	2	3		Points Games	Pos.		
			T. id Player	Assoc.								
8-19	10:00	7	1-2	1	488 BARC Zoé	FRA		3:0			2	1
				2	499 LECCACORVI Raffaella	FRA	0:3	4,1,6			3:0	
				3			-4,-1,-6				1	
										0:3		2

Transplant 30-49 years - female

Matches best of five (5) games

Date/Time	T	Order	Group 1		1	2	3		Points Games	Pos.	
			T. id Player	Assoc.							
8-19	9:00	11	1-3	1	29 KEUSTERMANS Stéphanie	BEL		0:3	2:3	2	3
			1-2	2	404 TÓTH Irma	HUN	3:0	-4,-4,-4	9,-6,9,-10,-9	4	
			2-3	3	227 IOSIFIDOU Margarita	GRE	3:2	0:3	3:0	6	
							-9,6,-9,10,9	-6,-6,-2	3	3:5	2

Date/Time	T	Order	Group 2		1	2	3		Points Games	Pos.	
			T. id Player	Assoc.							
8-19	9:00	12	1-3	1	311 ALMAGRO Carmen	HUN		3:0	0:3	3	2
			1-2	2	131 LAETITIA Culot	BEL	0:3	2,1,1	-3,-5,-9	2	
			2-3	3	414 KIMLA Wioletta	POL	3:0	3:0	0:3	0	
							-2,-1,-1	-4,-3,-1	4	6:0	3
							3,5,9	4,3,1	6	0:0	1



**8th European Transplant and Dialysis Sports Championships
16-23 August 2014 Krakow**



Transplant 30-49 years - female

Matches best of five (5) games

<i>Semi-Finals</i>			<i>Final</i>	<i>Winner</i>
			2.	1.
1	404 TÓTH Irma 2014-08-19 11:40 T3 HUN		3:0 (4,8,7)	
2	311 ALMAGRO Carmen HUN	404 TÓTH Irma HUN		3:2 (9,-4,7,-8,10)
3	227 IOSIFIDOU Margarita 2014-08-19 11:40 T4 GRE			414 KIMLA Wioletta POL
4	414 KIMLA Wioletta POL	414 KIMLA Wioletta POL	3:0 (1,1,2)	



**8th European Transplant and Dialysis Sports Championships
16-23 August 2014 Krakow**



Transplant 50 years and over - female
Matches best of five (5) games

Date/Time	T	Order	Group 1		1	2	3		Points Games	Pos.		
			T. id Player	Assoc.								
8-19	11:20	7	1-3	1	237 LANGBAUER Erika	AUT		3:0			2	1
			1-2					3,0,10			3:0	
			2-3	2	226 BOTSATHANASIA	GRE	0:3				1	
				3	345 DONAGHY Madeleine	IRL					0:3	2



**8th European Transplant and Dialysis Sports Championships
16-23 August 2014 Krakow**



Dialysis 50 years and over - female

Matches best of five (5) games

Date/Time	T	Order	Group 1		1	2	3		Points Games	Pos.
			T. id Player	Assoc.						
8-19	11:20	6	1					0		
			2-3	2	420 DOBOS Judit HUN			0:3 -12,-9,-3	1	2
			3	205 FABIANOVÁ Ludmila SVK		3:0 12,9,3			2 3:0	1



**8th European Transplant and Dialysis Sports Championships
16-23 August 2014 Krakow**



Transplant 18-29 years - male

Matches best of five (5) games

Date/Time	T	Order	Group 1		1	2	3	4	Points Games	Pos.			
			T. id Player	Assoc.									
8-19	10:00	8	1-3	1	240 MESCHNIG Siegfried	AUT		3:2 -9,6,-5,11,10	0:3 -10,-7,-2		3	3 / 3:5	
			1-2	2	419 QUITTNER Peter	HUN	2:3 9,-6,5,-11,-10		3:2 4,-13,-9,7,11		3		3 / 5:5
			2-3	3	243 DIAKOUMAKOS Alexandros	GRE	3:0 10,7,2	2:3 -4,13,9,-7,-11			3		
			4							5:3	1		3 / 5:3
		4											

Date/Time	T	Order	Group 2		1	2	3	4	Points Games	Pos.			
			T. id Player	Assoc.									
8-19	10:00	9	1-3	1	338 KÓKA Zoltán	HUN		0:3 -8,-8,-3	3:0 6,2,9	3:0 4,4,4	5	2	
			2-4	2	305 RONNAY Grégory	FRA	3:0 8,8,3		3:0 4,6,2	3:0 3,3,2	6		
			1-2	3	332 WIESER Andreas	AUT	0:3 -6,-2,-9	0:3 -4,-6,-2		3:2 6,-10,9,-11,6	4		3
			3-4	4	72 DUNCAN Andrew	IRL	0:3 -4,-4,-4	0:3 -3,-3,-2	2:3 -6,10,-9,11,-6		3		
		10	2-3						3:8	2:9	4		



**8th European Transplant and Dialysis Sports Championships
16-23 August 2014 Krakow**



Transplant 18-29 years - male

Matches best of five (5) games

<i>Semi-Finals</i>		<i>Final</i>	<i>Winner</i>
		2.	1.
1	243 DIAKOUMAKOS Alexandros <i>GRE</i> 2014-08-19 12:00 T11	3:0 (4,7,9)	
2	338 KÓKA Zoltán <i>HUN</i>	338 KÓKA Zoltán <i>HUN</i>	3:1 (-7,3,10,4)
3	419 QUITTNER Peter <i>HUN</i> 2014-08-19 12:00 T12	305 RONNAY Grégory <i>FRA</i>	305 RONNAY Grégory <i>FRA</i>
4	305 RONNAY Grégory <i>FRA</i>	3:0 (4,6,2)	

Transplant 30-49 years - male

Date/Time	T	Order	Group 1		1	2	3	4	Points Games	Pos.	
			T. id Player	Assoc.							
8-19	9:00	1	1-3	1	216 XENOS Christos	GRE		0:3 -5,-5,-9	3:0 3,6,5	3 3:3	2
			1-2	2	385 RASZKIEWICZ Adam	POL	3:0 5,5,9		3:1 6,-9,7,14	4 6:1	1
			2-3	3	317 FERENCZ Károly	HUN	0:3 -3,-6,-5	1:3 -6,9,-7,-14		2 1:6	3
			4								

Date/Time	T	Order	Group 2		1	2	3	4	Points Games	Pos.	
			T. id Player	Assoc.							
8-19	9:00	2	1-3	1	50 PUSNIK Boris	SVN		0:3 -7,-8,-9	3:0 3,7,3	3 3:3	2
			1-2	2	308 SZENDI János	HUN	3:0 7,8,9		3:0 4,1,2	4 6:0	1
			2-3	3	228 MANOULAKIS Emmanouil	GRE	0:3 -3,-7,-3	0:3 -4,-1,-2		2 0:6	3
			4								

Date/Time	T	Order	Group 3		1	2	3	4	Points Games	Pos.	
			T. id Player	Assoc.							
8-19	9:00	3	1-3	1	64 ŠIMIC Joško	SVN		3:0 1,4,2	1:3 -8,-10,11,-6	3 4:3	2
			1-2	2	462 THIER Marek	POL	0:3 -1,-4,-2		0:3 -5,-2,-2	2 0:6	3
			2-3	3	193 TICHY Miroslav	SVK	3:1 8,10,-11,6	3:0 5,2,2		4 6:1	1
			4								

Date/Time	T	Order	Group 4		1	2	3	4	Points Games	Pos.	
			T. id Player	Assoc.							
8-19	9:00	4	1-3	1	313 RADÓ Árpád	HUN		3:1 8,-10,6,8	2:3 -4,5,-2,6,-8	3 5:4	2
			1-2	2	225 KALOS Konstantinos	GRE	1:3 -8,10,-6,-8		2:3 -3,10,-7,7,-12	2 3:6	3
			2-3	3	460 URBAN Piotr	POL	3:2 4,-5,2,-6,8	3:2 3,-10,7,-7,12		4 6:4	1
			4								

Date/Time	T	Order	Group 5		1	2	3	4	Points Games	Pos.	
			T. id Player	Assoc.							
8-19	9:00	5	1-3	1	500 RACASSIN Robin	FRA		3:1 -6,3,5,4	3:1 5,8,-9,4	4 6:2	1
			1-2	2	221 PARASKEVAS Ioannis	GRE	1:3 6,-3,-5,-4		0:3 -6,-2,-2	2 1:6	3
			2-3	3	443 SILARSKI Marek	POL	1:3 -5,-8,9,-4	3:0 6,2,2		3 4:3	2
			4								

Date/Time	T	Order	Group 6		1	2	3	4	Points Games	Pos.		
			T. id Player	Assoc.								
8-19	9:00	6	1-3	1	141 CORGNAL Marco	ITA		0:3 -7,-10,-6		1 0:3	2	
			1-2	2	350 ZITNY Petr	CZE						
			2-3	3	378 CHOJNACKI Piotr	POL	3:0 7,10,6				2 3:0	1
			4									

Date/Time	T	Order	Group 7		1	2	3	4	Points Games	Pos.		
			T. id Player	Assoc.								
8-19	9:00	7	1-3	1	307 CSUTI Janos	HUN		0:3 -9,-2,-5	3:0 7,6,5	5 6:3	2	
			2-4	2	449 OSIŃSKI Marek	POL	3:0 9,2,5		3:0 2,3,3	3:0 7,3,7	6 9:0	1
			1-2	3	301 GREMBO Nicolas	FRA	0:3 -7,-6,-5	0:3 -2,-3,-3		3:1 -10,3,7,7	4 3:7	3
			1-4	4	79 DRNDALAJ Šefcet	SVN	0:3 -7,-9,-7	0:3 -7,-3,-7	1:3 10,-3,-7,-7		3 1:9	4

Date/Time	T	Order	Group 8		1	2	3	4	Points Games	Pos.		
			T. id Player	Assoc.								
8-19	9:00	9	1-3	1	229 ANDREADIS Dimitrios	GRE		0:3 -3,-5,-10	0:3 -4,-5,-3	3 0:9	4	
			2-4	2	382 ŻYTO Maciej	POL	3:0 3,5,10		3:1 8,10,-8,12	3:0 9,5,7	6 9:1	1
			1-2	3	60 REBERC Igor	SVN	3:0 4,5,3	1:3 -8,-10,8,-12		3:0 9,5,9	5 7:3	2
			3-4	4	413 KRUCSÓ Zsolt	HUN	3:0 10,4,3	0:3 -9,-5,-7	0:3 -9,-5,-9		4 3:6	3



8th European Transplant and Dialysis Sports Championships
16-23 August 2014 Krakow



Transplant 30-49 years - male

Matches best of five (5) games

Round 1 9.-16.		Round 2 5.-8.	Quarter-Finals 3.-4.	Semi-Finals 2.	Winner 1.
1	385 RASZKIEWICZ Adam <i>POL</i> 2014-08-19 11:00 T1	3:0 (6,6,6)			
2	313 RADÓ Árpád <i>HUN</i>	385 RASZKIEWICZ Adam <i>POL</i>	3:0 (10,10,7)		
3	60 REBERC Igor <i>SVN</i> 2014-08-19 11:00 T2	60 REBERC Igor <i>SVN</i>	385 RASZKIEWICZ Adam <i>POL</i>		
4	449 OSIŃSKI Marek <i>POL</i>	3:1 (8,-11,9,2)		3:1 (-6,5,8,8)	
5	378 CHOJNACKI Piotr <i>POL</i> 2014-08-19 11:00 T3	3:0 (6,13,4)		385 RASZKIEWICZ Adam <i>POL</i>	
6	443 SILARSKI Marek <i>POL</i>	378 CHOJNACKI Piotr <i>POL</i>	193 TICHY Miroslav <i>SVK</i>		
7	50 PUSNIK Boris <i>SVN</i> 2014-08-19 11:00 T4	193 TICHY Miroslav <i>SVK</i>	3:1 (4,7,-6,9)		
8	193 TICHY Miroslav <i>SVK</i>	3:0 (5,7,6)			3:2 (8,-5,7,-2,3)
9	460 URBAN Piotr <i>POL</i> 2014-08-19 11:00 T5	3:0 (2,4,8)			385 RASZKIEWICZ Adam <i>POL</i>
10	216 XENOS Christos <i>GRE</i>	216 XENOS Christos <i>GRE</i>	3:1 (-9,7,5,10)		
11	307 CSUTI Janos <i>HUN</i> 2014-08-19 11:00 T6	500 RACASSIN Robin <i>FRA</i>	216 XENOS Christos <i>GRE</i>		
12	500 RACASSIN Robin <i>FRA</i>	3:1 (-10,9,8,6)		382 ŻYTO Maciej <i>POL</i>	
13	382 ŻYTO Maciej <i>POL</i> 2014-08-19 11:00 T7	3:2 (8,-4,10,-4,7)		3:1 (10,8,-4,6)	
14	141 CORGNALE Marco <i>ITA</i>	382 ŻYTO Maciej <i>POL</i>	382 ŻYTO Maciej <i>POL</i>		
15	64 ŠIMIC Joško <i>SVN</i> 2014-08-19 11:00 T8	308 SZENDI János <i>HUN</i>	3:0 (9,6,7)		
16	308 SZENDI János <i>HUN</i>	3:0 (8,6,7)			

Transplant 50-69 years - male

Matches best of five (5) games

Date/Time	T	Order	Group 1		1	2	3	4	Points Games	Pos.	
			T. id Player	Assoc.							
8-19	10:00	1	1-3	1	191 KOPECKY Robert	SVK		3:0 8,2,4	3:0 7,5,3	4 6:0	1
			1-2	2	234 AIKIO Tapio	FIN	0:3 -8,-2,-4		3:0 5,8,7	3 3:3	
			2-3	3	349 RUIZ JODAR Mateo	ESP	0:3 -7,-5,-3	0:3 -5,-8,-7		2 0:6	
			4								

Date/Time	T	Order	Group 2		1	2	3	4	Points Games	Pos.		
			T. id Player	Assoc.								
8-19	10:00	2	1-3	1	318 PORA Sandor	HUN		3:0 5,1,3	3:0 4,3,9	3:0 5,8,7	1	
			2-4	2	109 ESPOSITO Umberto	ITA	0:3 -5,-1,-3		0:3 -4,-8,-3	0:3 -3,-1,-4		6 9:0
			3-4	3	206 SVENDSEN Martin	DEN	0:3 -4,-3,-9	3:0 4,8,3		3:0 11,9,10		3 5
			1-4	4	442 STEŁĘGOWSKI Marek	POL	0:3 -5,-8,-7	3:0 3,1,4	0:3 -11,-9,-10			6:3 4
			2-3						3:6	3		

Date/Time	T	Order	Group 3		1	2	3	4	Points Games	Pos.		
			T. id Player	Assoc.								
8-19	10:00	4	1-3	1	304 KATONA László	HUN		0:3 -6,-2,-4	3:0 1,1,0	0:3 -2,-3,-5	3	
			2-4	2	53 LORENZEN Wolfgang	GER	3:0 6,2,4		3:0 1,0,1	3:1 -5,9,4,13		4 3:6
			1-2	3	452 WALSH William	GBR	0:3 -1,-1,-0	0:3 -1,-0,-1		0:3 -1,-0,-4		6 9:1
			3-4	4	192 WAHLANDT Jozef	SVK	3:0 2,3,5	1:3 5,-9,-4,-13	3:0 1,0,4			3 0:9
			1-4						5	2		
			2-3					7:3				

Date/Time	T	Order	Group 4		1	2	3	4	Points Games	Pos.		
			T. id Player	Assoc.								
8-19	10:00	6	1-3	1	361 SVOBODA Jan	CZE					1	
			1-2	2	272 STEUDE Dietmar	GER			3:0 3,3,4			2 3:0
			2-3	3	31 SCHMIT Daniel	BEL		0:3 -3,-3,-4				1 0:3
			4									



**8th European Transplant and Dialysis Sports Championships
16-23 August 2014 Krakow**



Transplant 50-69 years - male

Matches best of five (5) games

<i>Quarter-Finals</i>		<i>Semi-Finals</i>		<i>Final</i>		<i>Winner</i>	
<i>5.-8.</i>				<i>2.</i>		<i>1.</i>	
1	191 KOPECKY Robert SVK 2014-08-19 11:20 T1	3:0 (1,7,4)					
2	206 SVENDSEN Martin DEN	191 KOPECKY Robert SVK		3:0 (7,8,9)			
3	192 WAHLANDT Jozef SVK 2014-08-19 11:20 T2	3:0 (8,8,5)		192 WAHLANDT Jozef SVK			
4	272 STEUDE Dietmar GER	192 WAHLANDT Jozef SVK				3:0 (5,7,3)	
5	53 LORENZEN Wolfgang GER 2014-08-19 11:20 T3	3:0 (2,0,1)				53 LORENZEN Wolfgang GER	
6	31 SCHMIT Daniel BEL	53 LORENZEN Wolfgang GER					
7	234 AIKIO Tapio FIN 2014-08-19 11:20 T4	3:0 (3,2,5)		53 LORENZEN Wolfgang GER			
8	318 PORA Sandor HUN	318 PORA Sandor HUN		3:1 (4,-9,4,2)			



**8th European Transplant and Dialysis Sports Championships
16-23 August 2014 Krakow**



Dialysis 50 years and over - male

Matches best of five (5) games

Date/Time	T	Order	Group 1		1	2	3	4	5	Points Games	Pos.	
			T. id Player	Assoc.								
8-19	10:00	11	2-5	1	180 ANACHOURLIS Athanasios GRE		2:3	1:3	3:0	0:3	5	4
		12	3-4				7,-6,7,-10,-5	7,-7,-6,-9	1,3,6	-7,-7,-5	6:9	
		11	1-5	2	297 SÉRA Lajos HUN	3:2		3:1	3:0	3:1	8	1
		12	2-3			-7,6,-7,10,5	-7,9,6,10	0,2,0	7,-9,9,7	12:4		
		11	1-4	3	294 FÖLDESI Gyula HUN	3:1	1:3		3:0	1:3	6	3
		12	3-5			-7,7,6,9	7,-9,-6,-10	1,4,4	5,-5,-9,-10	8:7		
		11	1-3	4	242 OCVIRK Jožef SVN	0:3	0:3	0:3		0:3	4	5
		12	2-4			-1,-3,-6	-0,-2,-0	-1,-4,-4	-5,-2,-1	0:12		
		11	1-2	5	295 NAGY István HUN	3:0	1:3	3:1	3:0		7	2
		12	4-5			7,7,5	-7,9,-9,-7	-5,5,9,10	5,2,1	10:4		



Doubles 18-29 years - male

Matches best of five (5) games

Round 1 9.-16.		Quarter-Finals 5.-8.		Semi-Finals 3.-4.		Final 2.	
1	338 KÓKA Zoltán 307 CSUTI Janos	HUN HUN					
			338 KÓKA Zoltán 307 CSUTI Janos	HUN HUN			
2	bye						
					338 KÓKA Zoltán 307 CSUTI Janos	HUN HUN	
3	bye						
			bye				
4	bye						3:0 (9,3,6)
					2014-08-19 12:40 T10		338 KÓKA Zoltán 307 CSUTI Janos
5	bye						HUN HUN
			bye				
6	bye						
					243 DIAKOUMAKOS 221 Alexandros	GRE GRE	
7	bye						Winner
			243 DIAKOUMAKOS 221 Alexandros	GRE GRE			1.
8	243 DIAKOUMAKOS 221 Alexandros	GRE GRE					3:0 (5,9,7)
							338 KÓKA Zoltán 307 CSUTI Janos
9	419 QUITTNER Peter 304 KATONA László	HUN HUN					HUN HUN
			419 QUITTNER Peter 304 KATONA László	HUN HUN			
10	bye						
					419 QUITTNER Peter 304 KATONA László	HUN HUN	
11	bye						
			bye				
12	bye						
					2014-08-19 12:40 T11		305 RONNAY Grégory 428 TOUTLEMONDE Fabien
13	bye						FRA FRA
			bye				3:1 (8,-4,9,6)
14	bye						
					305 RONNAY Grégory 428 TOUTLEMONDE Fabien	FRA FRA	
15	bye						
			305 RONNAY Grégory 428 TOUTLEMONDE Fabien	FRA FRA			
16	305 RONNAY Grégory 428 TOUTLEMONDE Fabien	FRA FRA					



Doubles 30-49 years - male

Matches best of five (5) games

Round 1 9.-16.		Quarter-Finals 5.-8.		Semi-Finals 3.-4.		Final 2.	
1	50 PUSNIK Boris 64 ŠIMIC Joško	SVN SVN	50 PUSNIK Boris 64 ŠIMIC Joško	SVN SVN			
2	bye			3:0 (6,9,4)			
3	229 ANDREADIS Dimitrios 225 KALOS Konstantinos	GRE GRE	385 RASZKIEWICZ Adam 382 ŻYTO Maciej	POL POL	385 RASZKIEWICZ Adam 382 ŻYTO Maciej		
2014-08-19 12:20 T1							
4	385 RASZKIEWICZ Adam 382 ŻYTO Maciej	POL POL	3:0 (3,5,5)				3:1 (8,4,-6,10)
5	317 FERENCZ Károly 313 RADÓ Árpád	HUN HUN	378 CHOJNACKI Piotr 449 OSIŃSKI Marek	POL POL	378 CHOJNACKI Piotr 449 OSIŃSKI Marek		
2014-08-19 12:20 T2							
6	378 CHOJNACKI Piotr 449 OSIŃSKI Marek	POL POL			378 CHOJNACKI Piotr 449 OSIŃSKI Marek		
7	295 NAGY István 308 SZENDI János	HUN HUN	295 NAGY István 308 SZENDI János	HUN HUN	3:0 (4,4,7)		Winner
2014-08-19 12:20 T3						1.	
8	216 XENOS Christos 228 MANOULAKIS Emmanouil	GRE GRE	3:2 (-6,9,7,-9,9)				3:1 (4,-9,6,12)
9	180 ANACHOURLIS Athanasios 162 MARKOPOULOS Marios	GRE GRE	194 FRANER Jozef 193 TICHY Miroslav	SVK SVK	194 FRANER Jozef 193 TICHY Miroslav		378 CHOJNACKI Piotr 449 OSIŃSKI Marek
2014-08-19 12:20 T4							
10	194 FRANER Jozef 193 TICHY Miroslav	SVK SVK			3:1 (3,4,-5,5)		
11	60 REBERC Igor 79 DRNDALAJ Šefčet	SVN SVN	60 REBERC Igor 79 DRNDALAJ Šefčet	SVN SVN	60 REBERC Igor 79 DRNDALAJ Šefčet		
2014-08-19 12:20 T5							
12	141 CORGNALE Marco 109 ESPOSITO Umberto	ITA ITA	3:0 (2,7,6)				500 RACASSIN Robin 284 SEGADE Rémy
13	413 KRUCSÓ Zsolt 318 PORA Sandor	HUN HUN	413 KRUCSÓ Zsolt 318 PORA Sandor	HUN HUN	500 RACASSIN Robin 284 SEGADE Rémy		
2014-08-19 12:20 T6							
14	442 STEŁĘGOWSKI Marek 462 THIER Marek	POL POL			3:0 (11,5,6)		
15	bye			500 RACASSIN Robin 284 SEGADE Rémy			
16	500 RACASSIN Robin 284 SEGADE Rémy	FRA FRA					



Doubles 50 years and over - male

Matches best of five (5) games

Round 1 9.-16.		Quarter-Finals 5.-8.		Semi-Finals 3.-4.		Final 2.	
1	191 KOPECKY Robert SVK 192 WAHLANDT Jozef SVK	191 KOPECKY Robert SVK 192 WAHLANDT Jozef SVK					
2	bye			191 KOPECKY Robert SVK 192 WAHLANDT Jozef SVK			
3	bye						
4	bye		bye				3:0 (6,8,5)
5	53 LORENZEN Wolfgang GER 501 REINELT Norbert GER	53 LORENZEN Wolfgang GER 501 REINELT Norbert GER					191 KOPECKY Robert SVK 192 WAHLANDT Jozef SVK
6	bye						
7	bye		2014-08-19 12:20 T9	53 LORENZEN Wolfgang GER 501 REINELT Norbert GER			Winner
8	379 MALINSKY Libor CZE 350 ZITNY Petr CZE	379 MALINSKY Libor CZE 350 ZITNY Petr CZE		3:1 (-7,4,3,5)			1.
9	408 OLSCHEWSKI Friedhelm GER 272 STEUDE Dietmar GER	408 OLSCHEWSKI Friedhelm GER 272 STEUDE Dietmar GER					3:1 (-7,4,7,5)
10	bye						191 KOPECKY Robert SVK 192 WAHLANDT Jozef SVK
11	bye			408 OLSCHEWSKI Friedhelm GER 272 STEUDE Dietmar GER			
12	bye		bye				
13	bye						294 FÖLDESI Gyula HUN 297 SÉRA Lajos HUN
14	bye						3:1 (-7,6,9,12)
15	bye			294 FÖLDESI Gyula HUN 297 SÉRA Lajos HUN			
16	294 FÖLDESI Gyula HUN 297 SÉRA Lajos HUN	294 FÖLDESI Gyula HUN 297 SÉRA Lajos HUN					



Mixed doubles

Matches best of five (5) games

Round 1 9.-16.		Quarter-Finals 5.-8.		Semi-Finals 3.-4.		Final 2.	
1	216 XENOS Christos 226 BOTSA Athanasia	GRE GRE	216 XENOS Christos 226 BOTSA Athanasia	GRE GRE	3:0 (6,7,7)		
2	bye				317 FERENCZ Károly 404 TÓTH Irma	HUN HUN	
3	229 ANDREADIS Dimitrios 227 IOSIFIDOU Margarita	GRE GRE	317 FERENCZ Károly 404 TÓTH Irma	HUN HUN	3:1 (-13,2,9,4)		
2014-08-19 13:40 T2					317 FERENCZ Károly 404 TÓTH Irma	HUN HUN	
4	317 FERENCZ Károly 404 TÓTH Irma	HUN HUN	3:0 (4,9,5)		3:1 (-13,2,9,4)		
5	500 RACASSIN Robin 488 BARC Zoé	FRA FRA	500 RACASSIN Robin 488 BARC Zoé	FRA FRA	3:1 (4,10,-5,8)		
6	bye				191 KOPECKY Robert 205 FABIANOVÁ Ľudmila	SVK SVK	
7	bye				Winner		
8	191 KOPECKY Robert 205 FABIANOVÁ Ľudmila	SVK SVK	191 KOPECKY Robert 205 FABIANOVÁ Ľudmila	SVK SVK	3:2 (9,-6,-9,8,6)		
9	313 RADÓ Árpád 311 ALMAGRO Carmen	HUN HUN	313 RADÓ Árpád 311 ALMAGRO Carmen	HUN HUN	443 SILARSKI Marek 414 KIMLA Wioletta		POL POL
10	bye				3:0 (4,6,1)		
11	443 SILARSKI Marek 414 KIMLA Wioletta	POL POL	443 SILARSKI Marek 414 KIMLA Wioletta	POL POL	3:0 (13,12,7)		
2014-08-19 13:40 T3					443 SILARSKI Marek 414 KIMLA Wioletta	POL POL	
12	31 SCHMIT Daniel 29 KEUSTERMANS Stéphanie	BEL BEL	3:0 (2,1,2)		443 SILARSKI Marek 414 KIMLA Wioletta		POL POL
13	284 SEGADE Rémy 499 LECCACORVI Raffaella	FRA FRA	3:2 (-2,7,-8,7,6)		3:0 (13,12,7)		
2014-08-19 13:40 T4					295 NAGY István 420 DOBOS Judit	HUN HUN	
14	295 NAGY István 420 DOBOS Judit	HUN HUN			3:1 (6,-10,9,3)		
15	bye				240 MESCHNIG Siegfried 237 LANGBAUER Erika	AUT AUT	
16	240 MESCHNIG Siegfried 237 LANGBAUER Erika	AUT AUT	240 MESCHNIG Siegfried 237 LANGBAUER Erika	AUT AUT			



8th European Transplant and Dialysis Sports Championships
16-23 August 2014 Krakow



FINAL RESULTS - SINGLES' EVENTS

Pos.	Id	SURNAME / given names	Assoc.	Age category	Age
Dialysis 50 years and over - female					
1	205	FABIANOVA Ludmila	SVK Slovakia	F6	62
2	420	DOBOS Judit	HUN Hungary	F5	50
Dialysis 30-49 years - male					
1	162	MARKOPOULOS Marios	GRE Greece	M3	36
2	284	SEGADE Rémy	FRA France	M3	37
3	468	CAMAGNA Amedeo	ITA Italy	M4	49
Dialysis 50 years and over - male					
1	297	SÉRA Lajos	HUN Hungary	M7	71
2	295	NAGY István	HUN Hungary	M5	51
3	294	FÖLDESI Gyula	HUN Hungary	M5	56
4	180	ANACHOURLIS Athanasios	GRE Greece	M5	51
5	242	OCVIRK Jožef	SVN Slovenia	M5	57
Transplant 30-49 years - female					
1	414	KIMLA Wioletta	POL Poland	F4	41
2	404	TÓTH Irma	HUN Hungary	F3	39
3	311	ALMAGRO Carmen	HUN Hungary	F4	48
3	227	IOSIFIDOU Margarita	GRE Greece	F3	36
5	29	KEUSTERMANS Stéphanie	BEL Belgium	F3	31
5	131	LAETITIA Culot	BEL Belgium	F2	27
Transplant 50 years and over - female					
1	237	LANGBAUER Erika	AUT Austria	F5	58
2	226	BOTSA Athanasia	GRE Greece	F5	56
Transplant 15-17 years - female					
1	488	BARC Zoé	FRA France	JF2	16
2	499	LECCACORVI Raffaella	FRA France	JF2	15
Transplant 18-29 years - male					
1	305	RONNAY Grégory	FRA France	M2	28
2	338	KÓKA Zoltán	HUN Hungary	M2	24
3	243	DIAKOUMAKOS Alexandros	GRE Greece	M2	14
3	419	QUITTNER Peter	HUN Hungary	M2	21
5	240	MESCHNIG Siegfried	AUT Austria	M2	25
5	332	WIESER Andreas	AUT Austria	M2	26
7	72	DUNCAN Andrew	IRL Ireland	M2	16



8th European Transplant and Dialysis Sports Championships 16-23 August 2014 Krakow



FINAL RESULTS - SINGLES' EVENTS

Pos.	Id	SURNAME / given names	Assoc.	Age category	Age
Transplant 30-49 years - male					
1	385	RASZKIEWICZ Adam	POL Poland	M4	48
2	382	ŻYTO Maciej	POL Poland	M4	42
3	193	TICHY Miroslav	SVK Slovakia	M4	43
3	216	XENOS Christos	GRE Greece	M4	49
5	308	SZENDI János	HUN Hungary	M4	49
5	500	RACASSIN Robin	FRA France	M4	47
5	378	CHOJNACKI Piotr	POL Poland	M4	48
5	60	REBERC Igor	SVN Slovenia	M4	42
9	460	URBAN Piotr	POL Poland	M3	38
9	449	OSIŃSKI Marek	POL Poland	M4	47
9	50	PUSNIK Boris	SVN Slovenia	M4	46
9	64	ŠIMIC Joško	SVN Slovenia	M4	47
9	313	RADÓ Árpád	HUN Hungary	M4	48
9	443	SILARSKI Marek	POL Poland	M4	40
9	141	CORGNALE Marco	ITA Italy	M3	35
9	307	CSUTI Janos	HUN Hungary	M3	39
17	317	FERENCZ Károly	HUN Hungary	M3	39
17	228	MANOULAKIS Emmanouil	GRE Greece	M4	49
17	462	THIER Marek	POL Poland	M4	43
17	225	KALOS Konstantinos	GRE Greece	M4	41
17	221	PARASKEVAS Ioannis	GRE Greece	M3	38
17	301	GREMBO Nicolas	FRA France	M3	34
17	413	KRUCSÓ Zsolt	HUN Hungary	M4	49
24	79	DRNDALAJ Šefčēt	SVN Slovenia	M4	47
24	229	ANDREADIS Dimitrios	GRE Greece	M4	40
Transplant 50-69 years - male					
1	53	LORENZEN Wolfgang	GER Germany	M6	60
2	192	WAHLANDT Jozef	SVK Slovakia	M5	52
3	191	KOPECKY Robert	SVK Slovakia	M6	61
3	318	PORA Sandor	HUN Hungary	M6	61
5	272	STEUDE Dietmar	GER Germany	M6	60
5	234	AIKIO Tapio	FIN Finland	M6	60
5	206	SVENDSEN Martin	DEN Denmark	M5	52
5	31	SCHMIT Daniel	BEL Belgium	M6	62
9	349	RUIZ JODAR Mateo	ESP Spain	M5	52
9	442	STELĘGOWSKI Marek	POL Poland	M5	57
9	304	KATONA László	HUN Hungary	M5	54
12	109	ESPOSITO Umberto	ITA Italy	M5	50
12	452	WALSH William	GBR Great Britain	M6	61
Transplant 70 years+ - male					
1	368	BOGUSŁAWSKI Antoni	POL Poland	M7	72
2	501	REINELT Norbert	GER Germany	M7	72
3	408	OLSCHEWSKI Friedhelm	GER Germany	M7	75



8th European Transplant and Dialysis Sports Championships 16-23 August 2014 Krakow



FINAL RESULTS - DOUBLES' EVENTS

Pos.	T. id	Player	Assoc.	Age cate	T. id	Player	Assoc.	Age cate
Doubles 18-29 years - male								
1	338	KÓKA Zoltán	HUN	M2	307	CSUTI Janos	HUN	M3
2	305	RONNAY Grégory	FRA	M2	428	TOUTLEMONDE Fabien	FRA	M3
3	419	QUITTNER Peter	HUN	M2	304	KATONA László	HUN	M5
3	243	DIAKOUMAKOS Alexandros	GRE	M2	221	PARASKEVAS Ioannis	GRE	M3
Doubles 30-49 years - male								
1	378	CHOJNACKI Piotr	POL	M4	449	OSIŃSKI Marek	POL	M4
2	500	RACASSIN Robin	FRA	M4	284	SEGADE Rémy	FRA	M3
3	385	RASZKIEWICZ Adam	POL	M4	382	ŻYTO Maciej	POL	M4
3	60	REBERC Igor	SVN	M4	79	DRNDALAJ Šefčec	SVN	M4
5	50	PUSNIK Boris	SVN	M4	64	ŠIMIC Joško	SVN	M4
5	413	KRUCSÓ Zsolt	HUN	M4	318	PORA Sandor	HUN	M6
5	295	NAGY István	HUN	M5	308	SZENDI János	HUN	M4
5	194	FRANER Jozef	SVK	M4	193	TICHY Miroslav	SVK	M4
9	216	XENOS Christos	GRE	M4	228	MANOULAKIS Emmanouil	GRE	M4
9	180	ANACHOURLIS Athanasios	GRE	M5	162	MARKOPOULOS Marios	GRE	M3
9	317	FERENCZ Károly	HUN	M3	313	RADÓ Árpád	HUN	M4
9	141	CORNALE Marco	ITA	M3	109	ESPOSITO Umberto	ITA	M5
9	229	ANDREADIS Dimitrios	GRE	M4	225	KALOS Konstantinos	GRE	M4
9	442	STELĘGOWSKI Marek	POL	M5	462	THIER Marek	POL	M4
Doubles 50 years and over - male								
1	191	KOPECKY Robert	SVK	M6	192	WAHLANDT Jozef	SVK	M5
2	294	FÖLDESI Gyula	HUN	M5	297	SÉRA Lajos	HUN	M7
3	408	OLSCHEWSKI Friedhelm	GER	M7	272	STEUDE Dietmar	GER	M6
3	53	LORENZEN Wolfgang	GER	M6	501	REINELT Norbert	GER	M7
5	379	MALINSKY Libor	CZE	M5	350	ZITNY Petr	CZE	M4
Doubles 30-49 years - female								
1	311	ALMAGRO Carmen	HUN	F4	404	TÓTH Irma	HUN	F3
2	227	IOSIFIDOU Margarita	GRE	F3	226	BOTSA Athanasia	GRE	F5



**8th European Transplant and Dialysis Sports Championships
16-23 August 2014 Krakow**



FINAL RESULTS - DOUBLES' EVENTS

Pos.	T. id	Player	Assoc.	Age cate	T. id	Player	Assoc.	Age cate
Mixed doubles								
1	443	SILARSKI Marek	POL	M4	414	KIMLA Wioletta	POL	F4
2	317	FERENCZ Károly	HUN	M3	404	TÓTH Irma	HUN	F3
3	240	MESCHNIG Siegfried	AUT	M2	237	LANGBAUER Erika	AUT	F5
3	191	KOPECKY Robert	SVK	M6	205	FABIANOVÁ Ľudmila	SVK	F6
5	216	XENOS Christos	GRE	M4	226	BOTSA Athanasia	GRE	F5
5	313	RADÓ Árpád	HUN	M4	311	ALMAGRO Carmen	HUN	F4
5	500	RACASSIN Robin	FRA	M4	488	BARC Zoé	FRA	JF2
5	295	NAGY István	HUN	M5	420	DOBOS Judit	HUN	F5
9	31	SCHMIT Daniel	BEL	M6	29	KEUSTERMANS Stéphanie	BEL	F3
9	284	SEGADE Rémy	FRA	M3	499	LECCACORVI Raffaella	FRA	JF2
9	229	ANDREADIS Dimitrios	GRE	M4	227	IOSIFIDOU Margarita	GRE	F3

Results_Darts_00.D_M2.M3.M4_18-49 ranking

Place	Player
1	Marios Markopoulos (Greece)
2	Thomas Doherty (Ireland)
3	Zimele Brown (Ireland)
4	Krystian Gruszczynski (Poland)
5-8	FREE
5-8	Walter Ucheddo (Italy)
5-8	FREE
5-8	FREE

Results_Darts_01.D_M5_50-59 ranking

Place	Player
1	István Nagy (Hungary)
2	Gyula Földesi (Hungary)
3-4	Jožef Ocvirk (Slovenia)
3-4	Henriik Semenič (Slovenia)

Results_Darts_02.T_F2.F3_18-39 ranking

Place	Player
1	Joanna Bakula (Poland)
2	Monika Bielik (Poland)
3-4	Culot Laetitia (Belgium)

Results_Darts_03.T_F4_40-49 ranking

Place	Player
1	Wioletta Kimla (Poland)
2	Hajnalka Kövér (Hungary)
3-4	Ileana Amali Teodorescu (Romania)
3-4	Agnieszka Durlik (Poland)
5-8	FREE
5-8	Iwona Glazar (Poland)
5-8	FREE
5-8	Wioletta Kimla (Poland)

Results_Darts_07.T_M5_50-59.ranking

Place	Player
1	Sean Marshall (Ireland)
2	Marjan Knez (Slovenia)
3	Waldemar Maj (Poland)
4	Andrzej Marciniak (Poland)
5-8	FREE
5-8	Michael Dwyer (Ireland)
5-8	István Urbán (Hungary)
5-8	Rainer Nissinen (Finland)
9-16	FREE
9-16	FREE
9-16	Alojz Oman (Slovenia)
9-16	FREE
9-16	FREE
9-16	Mirosław Burski (Poland)
9-16	Erling Holtan (Norway)
9-16	Rainer Nissinen (Finland)

Results_Darts_08.T_M6.M7_60-79.ranking

Place	Player
1	Charlie Ryan (Ireland)
2	John Loftus (Ireland)
3-4	Andrzej Książek (Poland)
3-4	Philip Kavanagh (Ireland)
5-8	John Loftus (Ireland)
5-8	Benjamin Macor (France)
5-8	John Mc Aleer (Ireland)
5-8	Mieczysław Waszczak (Poland)

Results_Darts_09.Triple-DT.ranking

Place	Player
1	Alojz Ziner / Pušnik Boris / Nina Vodišek (Slovenia)
2	Sean Marshall / Henry Ward / Bridie Nicholson (Ireland)
3-4	Charlie Ryan / Mary Sheenhan / Michael Dwyer (Ireland)
3-4	Iwona Glazar / Tomasz Klos / Tomasz Łomowski (Poland)
5-8	Charlie Ryan / Mary Sheenhan / Michael Dwyer (Ireland)
5-8	Gyula Földesi / Hajnalka Kövér / István Urbán (Hungary)
5-8	Judit Dobos / Istvan Nagy / Klara Lőrinczne Halasz (Hungary)
5-8	Alojz Ziner / Pušnik Boris / Nina Vodišek (Slovenia)



**8th European Transplant and Dialysis Sports Championships
16-23 August 2014 Krakow**



WOMEN SINGLES GROUP JF2,F2

LP			1.	2.	3.	WINS	GEMS	PLACE
1.	Tunde Bogyor	Hungary		2:6	v/o	1		2
2.	Ivett Jakab	Hungary	6:2		v/o	2		1
3.	Zoé Barc	France	0:3 Ret.	v/o				3

1. Gold Medal: **Ivett Jakab - Hungary**
2. Silver Medal: **Tunde Bogyor - Hungary**
3. Bronze Medal: **Zoé Barc - France**






8th European Transplant and Dialysis Sports Championships
16-23 August 2014 Krakow



WOMEN SINGLES - Start of competition - CSiR

GROUP F4,F5,F6

LP			1.	2.	3.	WINS	GEMS	PLACE
1.	Carmen Almagro	Hungary		6/0	6/0	2		1
2.	Judit Jeszenkovits	Hungary	0/6		6/0	1		2
3.	Madeleine Donaghy	Ireland	0/6	0/6		0		3

1. Gold Medal: **Carmen Almagro - Hungary**
2. Silver Medal: **Judit Jeszenkovits - Hungary**
3. Bronze Medal: **Madeleine Donaghy - Ireland**

**SINGLES
MEN +60 M6,M7**

Status								
1	1	Robert	Kopecky	Slovakia				
2		Sandor	Pora	Hungary	Kopecky			
3		Daniel	Schmit	Belgium	6/1			
4		Beat	Gottschalck	Switzerland	Schmit			
5		Nino	Satta	Italy	6/1			
6		Yrjö	Viitikko	Finland	Satta			
7		Georg	Sadowski	Germany	6/0			
8	2	Miguel	Monteiro	Portugal	Monteiro			
							Kopecky	
							6/2; 6/0	
							Monteiro	
							6/0; 6/1	
							Monteiro	
							6/1; 6/0	

1. **Gold medal: Miguel Monteiro PORTUGAL**
2. **Silver medal: Robert Kopecky SLOVAKIA**
3. **Bronze medal: Daniel Schmit BELGIUM**
3. **Bronze medal: Nino Satta ITALY**



**8th European Transplant and Dialysis Sports Championships
16-23 August 2014 Krakow**



**SINGLES
MAN 50-59 M5**

Status					
1	1	Grzegorz Blecharczyk	Poland		
2				Blecharczyk	
3		Martin Svendsen	Denmark		Blecharczyk 6/2, 6/2
4		Jan Svoboda	Czech	Svendsen V/O	
5		Jozef Wahland	Slovakia		Wahland 6/1, 6/2
6		Umberto Esposito	Italy	Wahland 6/2	
7					Wahland 6/1, 6/2
8	2	Laszlo Hegyesi	Hungary	Hegyesi	

1. **Gold medal: Jozef Wahland SLOVAKIA**
2. **Silver medal: Grzegorz Blecharczyk POLAND**
3. **Bronze medal: Martin Svendsen DENMARK**
3. **Bronze medal: Laszlo Hegyesi HUNGARY**



**8th European Transplant and Dialysis Sports Championships
16-23 August 2014 Krakow**



SINGLES MEN Group M4

1	1	Tamás Kégel	Male	Hungary					
2						Kégel			
3		Włodzimierz Kaiser		Poland				Kégel	
4		Jozef Franer		Slovakia		Franer		6/0	
5	4	Olivier Baylac		France					Kégel
6						Baylac		61/, /64	
7		Piotr Chojnacki		Poland					
8		János Szendi		Hungary		Chojnacki		6/2	
9		Luis Guedes		Portugal					Kégel
10		Łukasz Bojanowski		Poland		Guedes		6/2	6/2, 6/3
11									
12	3	Zsolt Krucsó		Hungary					
13		Miroslav Tichy		Slovakia		Krucsó			
14		Amedeo Camagna		Italy					
15						Camagna		6/3	
16	2	Tomas Burda		Czech					
						Burda		6/1	
									Burda
									4/6, 6/4, 10/7

- 1.** Gold medal: **Tamás Kégel HUNGARY**
2. Silver medal: **Tomas Burda CZECH REP.**
3. Bronze medal: **Piotr Chojnacki POLAND**
3. Bronze medal: **Luis Guedes PORTUGAL**

SINGLES
MEN OPEN M2,M3

Status					
1	1	Marco	Corgnale	Italy	
2					Corgnale
3		Andreas	Wieser	Austria	
4					Wieser
5		Andrew	Duncan	Ireland	
6					Duncan
7					
8	2	Wojciech	Kosicki	Male Poland	

Corngale		62/ 6/0	Corngale
Wieser			
Duncan		6/0, 6/1	Duncan
Kosicki			
Corngale		6/1, 6/1	

1. **Gold medal: Marco Cornagle ITALY**
2. **Silver medal: Andrew Duncan Ireland**
3. **Bronze medal: Andreas Wieser AUSTRIA**
3. **Bronze medal: Wojciech Kosicki POLAND**

MEN DOUBLES

S	Rank	#	Nazwisko i imię	Kraj	II Runda	Półfinały	Final
1		1	Miroslav Tichy Robert Kopecky	Slovakia	Miroslav Tichy Robert Kopecky		
2						Nino Satta Amedeo Camagna 6/1	
3			Nino Satta Amedeo Camagna	Italy	Nino Satta Amedeo Camagna 6/2		
4			Beat Gottschalck Georg Sadowski	Switzerland Germany			Zsoltt Krucso Tamas Kegel 6/1, 6/1
5			Łukasz Bojanowski Piotr Chojnacki	Poland	Łukasz Bojanowski Piotr Chojnacki		
6						Zsoltt Krucso Tamas Kegel 6/4	
7			Maciej Zyto Grzegorz Blecharczyk	Poland			
8		4	Zsoltt Krucso Tamas Kegel	Hungary	Zsoltt Krucso Tamas Kegel 6/0		
9		3	Marco Corgnale Umberto Esposito	Italy	Marco Corgnale Umberto Esposito		Zsoltt Krucso Tamas Kegel 6/2, 6/2
10							
11			Laszlo Hegyesi Janosz Szendi	Hungary	Laszlo Hegyesi Janosz Szendi v/o	Marco Corgnale Umberto Esposito 6/4	
12			Tomas Burda Jan Svoboda	Czech			
13			Wojciech Kosicki Włodzimierz Kaiser	Poland			Marco Corgnale Umberto Esposito 6/4, 6/3
14			Jozef Franer Jozef Wahland	Slovakia	Jozef Franer Jozef Wahland 6/2		
15						Luis Guedes Miguel Monteiro 6/4	
16		2	Luis Guedes Miguel Monteiro	Portugal	Luis Guedes Miguel Monteiro		

- 1. Gold Medal:** Zsoltt Krucso - Tamas Kegel HUNGARY
- 2. Silver Medal:** Marco Corgnale - Umberto Esposito ITALY
- 3. Bronze Medal:** Nino Satta - Amadeo Camagna - ITALY
- 3. Bronze Medal:** Luis Guedes Miguel Monteiro - PORTUGAL



**8th European Transplant and Dialysis Sports Championships
16-23 August 2014 Krakow**



NAZWA TURNIEJU

**MAIN DRAW
MIXED DOUBLES**

S	Rank	#	Nazwisko i imię	Kraj	Półfinały	Final	Zwycięzcy
1			Carmen Almagro Tamas Kegel	Hungary	Carmen Almagro Tamas Kegel		
2						Carmen Almagro Tamas Kegel 6/3, 6/3	
3			Judit Jeszenkovit Sandor Pora	Hungary	Tunde Bogyor Laszlo Hegyesi 6/3		
4			Tunde Bogyor Laszlo Hegyesi	Hungary			Carmen Almagro Tamas Kegel 6/3, 6/7, 10/2
5			Ivett Jakab Zsolt Kruczo	Hungary	Ivett Jakab Zsolt Kruczo v/o		
6			Irma Toth Karoly Ferencz	Hungary		Ivett Jakab Zsolt Kruczo 7/5, 7/5	
7					Madeleine Donaghy Andrew Duncan		
8			Madeleine Donaghy Andrew Duncan	Ireland			

- 1. Gold Medal: Carmen Almagro - Tamas Kegel - HUNGARY**
- 2. Silver Medal: Ivett Jakab - Zsolt Kruczo - HUNGARY**
- 3. Bronze Medal: Tunde Bogyor - Laszlo Hegyesi - HUNGARY**
- 3. Bronze Medal: Madeleine Donaghy - Andrew Duncan IRELAND**



**8th European Transplant and Dialysis Sports Championships
16-23 August 2014 Krakow**



RESULTS

Time Trial 5km – Medal classification

Kłaj 19.08.2014

Rank	Id	Names	Country	Time	Medal
M2 + M3					
1.	132	Erlend Gjerde	NOR	00:06:06	Gold
2.	325	Laszlo Mezei	HUN	00:06:10	Silver
3.	165	William Laughton	UK	00:06:23	Bronze
4.	118	Arnold Obexer	ITA	00:07:19	
M4					
1.	481	Gösta Schultze	GER	00:06:02	Gold
2.	139	Richard Smith	UK	00:06:13	Silver
3.	44	Thorsen Krasselt	GER	00:06:19	Bronze
4.	190	Martin Krimbacher	AUT	00:06:39	
5.	393	Kris Van Moere	BEL	00:06:54	
6.	185	Ivano Saletti	ITA	00:07:08	
7.	37	Alex Geldof	BEL	00:08:00	
M4 + M5 dial					
1.	161	Walter Uccheddu	ITA	00:06:24	Gold
2.	398	Franz Emeder	AUT	00:06:51	Silver
M5					
1.	87	Olav Fikse	NOR	00:06:41	Gold
2.	270	Nicolas Buchwalder	SUI	00:06:54	Silver
3.	36	John Leveson	UK	00:06:57	Bronze
4.	146	Zefferino Ragonesi	ITA	00:07:09	
5.	454	Terje Aarsand	NOR	00:07:22	
6.	125	Norbert Krütt-Hüning	GER	00:07:53	
7.	119	Tiziano Dorizzi	ITA	00:07:56	
M6					
1.	268	Alain Fossard	FRA	00:06:34	Gold
2.	492	Enrico Dell'Acqua	ITA	00:08:01	Silver
3.	285	Benjamin Macor	FRA	00:08:08	Bronze
F3 + F4 +F5					
1.	154	Otilie Quince	UK	00:06:54	Gold
2.	40	Ulrika Svantesson	SWE	00:07:23	Silver
3.	189	Diana Higman	UK	00:07:50	Bronze
4.	166	Melissa Slaney	UK	00:08:20	



**8th European Transplant and Dialysis Sports Championships
16-23 August 2014 Krakow**



RESULTS

Road Race 20 km – Medal classification

Kłaj 19.08.2014

Rank	Id	Names	Country	Time	Medal
M2 + M3					
1.	132	Erlend Gjerde	NOR	00:34:23	Gold
2.	325	Laszlo Mezei	HUN	00:34:23	Silver
3.	165	William Laughton	UK	00:34:23	Bronze
4.	118	Arnold Obexer	ITA	00:40:12	
5.	391	Jan Stępnik	POL	00:43:28	
M4					
1.	139	Richard Smith	UK	00:34:23	Gold
2.	481	Gösta Schultze	GER	00:34:23	Silver
3.	185	Ivano Saletti	ITA	00:34:23	Bronze
4.	393	Kris Van Moere	BEL	00:34:23	
5.	44	Thorsen Krasselt	GER	00:34:23	
6.	190	Martin Krimbacher	AUT	00:34:43	
7.	105	Lars Santesson	SWE	00:37:53	
8.	37	Alex Geldof	BEL	00:45:00	
M4 + M5 dial					
1.	161	Walter Uccheddu	ITA	00:34:23	Gold
2.	398	Franz Emeder	AUT	00:34:23	Silver
M5					
1.	87	Olav Fikse	NOR	00:34:23	Gold
2.	270	Nicolas Buchwalder	SUI	00:34:43	Silver
3.	36	John Leveson	UK	00:34:43	Bronze
4.	146	Zefferino Ragonesi	ITA	00:34:43	
5.	125	Norbert Krütt-Hüning	GER	00:41:05	
6.	42	John Connell	IRL	00:42:59	
7.	454	Terje Aarsand	NOR	00:43:28	
8.	119	Tiziano Dorizzi	ITA	DNF	
M6					
1.	268	Alain Fossard	FRA	00:34:23	Gold
2.	285	Benjamin Macor	FRA	00:46:54	Silver
3.	492	Enrico Dell'Acqua	ITA	00:46:56	Bronze
F3 + F4 +F5					
1.	154	Ottillie Quince	UK	00:40:22	Gold
2.	40	Ulrika Svantesson	SWE	00:41:05	Silver
3.	189	Diana Higman	UK	00:43:17	Bronze
4.	166	Melissa Slaney	UK	00:44:40	
5.	43	Sheila Gregan	IRL	00:47:54	
6.	341	Monica Pilger	GER	00:50:08	

VIII MISTRZOSTWA EUROPY DLA OSÓB PO TRANSPLANTACJI I DIALIZOWANYCH W BIATHLONIE LETNIM - 19.08.2014 Kościelisko



WYNIKI OFICJALNE/ FINAL RESULTS

bieg indywidualny M & W 1,2 km (3 x 0,4 km) L, L

Start 19.08.2014 r. godz.12,00

Koniec godz.13,00

M R	Nr star.	id	NAZWISKO I IMIĘ Surname name	grupa age	Kraj Country	CZAS BIEGU	strz		CZAS ŁĄCZNY	RÓŻNICE CZASOWE	Pkt
							L	L			
<u>Kobiety/ Women F3</u>											
1	3	366	BIELIK Monika	F3	Poland	00:07:52,4	1	1	00:08:22,4	00:00:00,0	
2	1	362	BAKUŁA Joanna	F3	Poland	00:07:46,8	2	1	00:08:31,8	00:00:09,4	
3	4	104	KRISTENSEN Elisabeth	F3	Norway	00:13:08,9	2	0	00:13:38,9	00:05:16,5	
<u>Kobiety/ Women F4</u>											
1	5	458	GLAZAR Iwona	F4	Poland	00:10:32,0	0	0	00:10:32,0	00:00:00,0	
2	7	383	DURLIK Agnieszka	F4	Poland	00:11:38,9	2	5	00:13:23,9	00:02:51,9	
3	6	271	VARIN Martine	F4	France	00:13:48,1	3	1	00:14:48,1	00:04:16,1	
<u>Kobiety/ Women F5/F6</u>											
1	9	209	SAVOLAINEN Tarja	F5	Finland	00:10:38,0	1	1	00:11:08,0	00:00:00,0	
2	10	23	MURDZEK Krystyna	F6	Poland	00:11:32,9	2	0	00:12:02,9	00:00:54,9	
3	8	266	ABRAMCZYK-DOBRZYŃSKA	F5	Poland	00:14:25,7	5	1	00:15:55,7	00:04:47,7	
<u>Mężczyźni/ Men M2</u>											
1	13	412	KRÓLEWICZ Damian	M2	Poland	00:06:05,4	2	0	00:06:35,4	00:00:00,0	
2	14	446	TUROWSKI Maciej	M2	Poland	00:06:17,2	1	1	00:06:47,2	00:00:11,8	
3	12	436	ZYCHOWICZ Artur	M2	Poland	00:06:42,1	1	0	00:06:57,1	00:00:21,7	
4	15	445	GRUSZCZYŃSKI Krystian	M2	Poland	00:07:19,7	1	2	00:08:04,7	00:01:29,3	
5	11	435	KLOS Tomasz	M2	Poland	00:06:54,2	3	3	00:08:24,2	00:01:48,8	
<u>Mężczyźni/ Men M3/M4</u>											
1	19	438	SZAŁWIŃSKI Tomasz	M4	Poland	00:06:38,9	0	0	00:06:38,9	00:00:00,0	
2	18	423	BOŻEK Józef	M4	Poland	00:06:34,5	0	1	00:06:49,5	00:00:10,6	
3	23	30	NOLAN James	M4	Irland	00:07:13,2	1	1	00:07:43,2	00:01:04,3	
4	17	422	HOLUBOWSKI Piotr	M4	Poland	00:07:41,2	0	2	00:08:11,2	00:01:32,3	
<u>Mężczyźni/ Men M5</u>											
1	29	389	EULE Rainer	M5	Germany	00:07:24,8	0	0	00:07:24,8	00:00:00,0	
2	30	457	MILESZCZYK Lucjan	M5	Poland	00:07:09,6	0	2	00:07:39,6	00:00:14,8	
3	27	386	BURSKI Mirosław	M5	Poland	00:07:25,3	1	1	00:07:55,3	00:00:30,5	
4	26		MAJ Waldemar	M5	Poland	00:08:40,8	0	0	00:08:40,8	00:01:16,0	
5	28	26	WHELAN Stephen	M5	United Kingdom	00:07:08,2	3	4	00:08:53,2	00:01:28,4	
6	31	89	HOLTAN Erling	M5	Norway	00:08:38,2	2	2	00:09:38,2	00:02:13,4	
7	32	38	VAN ISRAEL Guido	M5	Belgium	00:09:42,1	4	0	00:10:42,1	00:03:17,3	
<u>Mężczyźni/ Men M6</u>											
1	35	48	VAN STAEN Lucien	M6	Belgium	00:08:22,5	2	3	00:09:37,5	00:00:00,0	
2	33	407	GÓRSKI Krzysztof	M6	Poland	00:10:09,3	0	0	00:10:09,3	00:00:31,8	

3	34	453	KSIĄŻEK Andrzej	M6	Poland	00:10:09,0	2	3	00:11:24,0	00:01:46,5
4	36	514	WAWSZCZAK Mieczysław	M6	Poland	00:16:47,4	4	1	00:18:02,4	00:08:24,9

Nie wystartował/ Did not start

2	117	FUGLESANG Monica Amelie	F3	Norway
16	432	ŁOMOWSKI Tomasz	M2	Poland
21	437	STRZELECKI Marcin	M4	Poland
22	434	KOWALSKI Robert	M4	Poland
24	443	SILARSKI Marek	M4	Poland
25	385	RASZKIEWICZ Adam	M4	Poland
37	474	ŚLIWIANKA Józef	M5	Poland
20	384	ZIMNY Grzegorz	M3	Poland

Kierownik Zawodów

Józef STASZEL



8th European Transplant and Dialysis Sports Championships
16-23 August 2014 Krakow



Ten Pin Bowling Singles Results
20.08.2014

Place	Id	Name	Surname	Country	Cumul
Transplant, Male B3					
1	282	Nicolas	Petrou	Cyprus	193
Transplant, Female JF2					
1	499	Raffaella	Leccacorvi	France	162
Dialysis, Male M2, M3					
1	68	Zimele	Brown	Ireland	386
2	177	DIMITRIOS	GALATIANOS	Greece	225
3	217	Thomas	Doherty	Ireland	214
Dialysis, Male M5, M6					
1	188	IOANNIS	PAPANIKOLAOU	Greece	503
2	299	Sandor Lajos	Soos	Hungary	447
3	180	ATHANASIOS	ANACHOURLIS	Greece	445
4	173	Henrik	Semenič	Slovenia	294
Transplant, Dialysis Female F2, F4					
1	315	Hajnalka	Kövér	Hungary	475
2	303	Maria	Czakone Szabo	Hungary	443
3	319	Szabina	Hasznos	Hungary	389
4	140	THERESIA	BRAUN	Italy	275
5	21	Chikoyo	White	Ireland	240
6	397	Audrey	Paprocki	France	201
Transplant, Female F5, F6					
1	83	Marrijanne	Lauridsen	Denmark	433
2	322	Klara	Lorinczne Halasz	Hungary	373
3	323	Alajosne	Lukacs	Hungary	369
4	209	Tarja	Savolainen	Finland	347
5	253	Eija	Vanhalakka	Finland	341
6	76	Sonja	Rihter Sarkanj	Slovenia	327
Transplant, Male M2, M3					
1	291	IOANNIS	NEARCHOU	Cyprus	473
2	276	NICOS	KAZINOS	Cyprus	460
3	305	Grégory	Ronnay	France	424
4	54	James	Reynolds	Ireland	328
5	254	Janne	Tirronen	Finland	310
6	181	Joni	Jatkonen	Finland	211
7	264	Philippe	Coquel	France	187

Transplant, Male M4

1	222	KONSTANTINOS	MOKKAS	Greece	578
2	79	Šefćet	Drndalaj	Slovenia	557
3	228	EMMANOUIL	MANOULAKIS	Greece	494
4	223	IOANNIS	MANIKAS	Greece	464
5	60	IGOR	REBERC	Slovenia	461
6	215	STYLIANOS	DERMITZAKIS	Greece	455
7	258	Tero	Suominen	Finland	451
8	64	Joško	Šimic	Slovenia	443
9	225	KONSTANTINOS	KALOS	Greece	365
10	120	Daniele	Dorizzi	Italy	354
11	216	CHRISTOS	XENOS	Greece	341

Transplant, Male M5

1	252	Arto	Järvinen	Finland	677
2	231	NIKOLAOS	KAMARATOS	Greece	529
3	278	CHARALAMBOS	SOTERIOU	Cyprus	512
4	69	Vleo	Vatovec	Slovenia	481
5	261	Rainer	Nissinen	Finland	451
6	75	Marjan	Knez	Slovenia	378
7	211	Alojz	Oman	Slovenia	354
8	504	Mogens	Lundsberg	Denmark	340

Transplant, Male M6, M7

1	123	Arild	Bryhn	Norway	474
2	77	Zvezdan	Rihter	Slovenia	469
3	275	ANTONIS	ANTONIOU	Cyprus	460
4	184	Asko	Räsänen	Finland	432
5	203	Martti	Siekkinen	Finland	431
6	260	Hannu	Ouvinen	Finland	423
7	321	Andras	Lazar	Hungary	399
8	108	Olavi	Rautiainen	Finland	395
9	127	Hugo	Boyce	Ireland	378
10	198	Paul	Prendergast	Ireland	370
11	62	Miran	Ohnjec	Slovenia	360
12	395	Gyuala	Szep	Hungary	350
13	53	Wolfgang	Lorenzen	Germany	335
14	265	Veijo	Uotinen	Finland	332
15	71	Charlie	Ryan	Ireland	323
16	152	Branko Brane	Tome	Slovenia	214



8th European Transplant and Dialysis Sports Championships
16-23 August 2014 Krakow



Ten Pin Bowling Mixed Doubles Results
21.08.2014

Place	Id	Name	Surname	Country	Cumul	Medal
1	299	Sandor Lajos	Soos	Hungary	840	GOLD
	303	Maria	Czakone Szabo			
2	317	Károly	Ferencz	Hungary	839	SILVER
	323	Alajosne	Lukacs			
3	76	Sonja	Rihter Sarkanj	Slovenia	786	BRONZE
	77	Zvezdan	Rihter			
4	319	Szabina	Hasznos	Hungary	777	
	335	Sándor	Jánka			
5	260	Hannu	Ouvinen	Finland	727	
	151	Anne	Tirronen			
6	261	Rainer	Nissinen	Finland	708	
	253	Eija	Vanhalakka			
7	321	Andras	Lazar	Hungary	686	
	322	Klara	Lorinczne Halasz			
8	140	Theresia	Braun	Italy	628	
	120	Daniele	Dorizzi			
9	428	Audrey	Paprocki	France	333	
	301	Nicolas	Grembo			



8th European Transplant and Dialysis Sports Championships
16-23 August 2014 Krakow



Ten Pin Bowling Doubles Results
21.08.2014

Place Id Name Surname Country Cumul Medal

M2 age category

1	54	James	Reynolds	Ireland	478	GOLD
	68	Zimele	Brown			
2	217	Thomas	Doherty	Ireland	304	SILVER
	199	James	Hannon			
3	177	Dimitrios	Galatianos	Greece	111	BRONZE
	230	Nikolaos	Kolentis			

M3 age category

1	299	Sandor Lajos	Soos	Hungary	536	GOLD
	317	Karoly	Ferencz			
2	267	NICOS	KAZINOS	Cyprus	490	SILVER
	291	IOANNIS	NEARCHOU			
3	428	Fabien	Toutlemonde	France	427	BRONZE
	285	Benjamin	Macor			
4	181	Joni	Jatkonen	Finland	368	
	254	Janne	Tirronen			

M4 age category

1	215	STYLIANOS	DERMITZAKIS	Greece	570	GOLD
	223	IOANNIS	MANIKAS			
2	75	Marjan	Knez	Slovenia	570	SILVER
	64	Joško	Šimic			
3	216	CHRISTOS	XENOS	Greece	540	BRONZE
	222	KONSTANTINOS	MOKKAS			
4	373	John	Nelin	Denmark	520	
	504	Mogens	Lundsberg			
5	228	EMMANOUIL	MANOULAKIS	Greece	497	
	231	NIKOLAOS	KAMARATOS			
6	60	IGOR	REBERC	Slovenia	454	
	79	Šefcēt	Drndalaj			

M5 age category

1	252	Arto	Järvinen	Finland	624	GOLD
	261	Rainer	Nissinen			
2	69	Vleo	Vatovec	Slovenia	601	SILVER
	77	Zvezdan	Rihter			
3	180	ATHANASIOS	ANACHOURLIS	Greece	517	BRONZE
	188	IOANNIS	PAPANIKOLAOU			
4	278	CHARALAMBOS	SOTERIOU	Cyprus	482	
	275	ANTONIS	ANTONIOU			

M6 age category

1	207	Mauri	Kuotola	Finland	579	GOLD
	184	Asko	Räsänen			
2	108	Olavi	Rautiainen	Finland	524	SILVER
	260	Hannu	Ouvinen			
3	203	Martti	Siekkinen	Finland	470	BRONZE
	265	Veijo	Uotinen			
4	395	Gyuala	Szep	Hungary	469	
	321	Andras	Lazar			
5	127	Hugo	Boyce	Ireland	413	
	198	Paul	Prendergast			

F2, F3 age category

1	319	Szabina	Hasznos	Hungary	482	GOLD
	303	Maria	Czakone Szabo			
2	347	Nicoleta Raluca	Dragan	Romania	357	SILVER
	348	Ileana Amali	Teodorescu			
3	85	Orla	Hogan	Ireland	196	BRONZE
	21	Chikoyo	White			

F4, F5, F6 age category

1	315	Hajnalka	Kövér	Hungary	467	GOLD
	322	Klara	Lorinczne Halasz			
2	33	Linda	Waters	Ireland	366	SILVER
	76	Sonja	Rihter Sarkanj			
3	209	Tarja	Savolainen	Finland	365	BRONZE
	253	Eija	Vanhalakka			



**8th European Transplant and Dialysis Sports Championships
16-23 August 2014 Krakow**



**GOLF RESULTS
20.08.2014**

	Bip	Name	Surname	Country	Category G/N	Handicap	Medal
Band 0-17	94	Vincent	Bradshaw	Ireland	G	10	Gold
	364	Antonio	Fuentes Ortega	Spain	G	16	Silver
	249	Mario	Ezquera	Spain	G	12	Bronze
	93	Edward	McAuliffe	Ireland	N	14	Gold
	200	Michael	Dwyer	Ireland	N	16	Silver
	273	Richard	Castello	Ireland	N	12	Bronze
Band 18-22	497	Eoghan	O'Neil	Ireland	G	18	Gold
	171	Jari	Vihanne	Finland	G	21	Silver
	356	Gonzalo	Sanchez Atiena	Spain	G	22	Bronze
	46	Ronald	Grainger	Ireland	N	22	Gold
	30	James	Nolan	Ireland	N	18	Silver
Band 23-25	66	Kieran	Murray	Ireland	G	24	Gold
	182	Kalevi	Ajalin	Finland	G	25	Silver
	363	Jose	Roman De Lamo	Spain	G	25	Bronze
	153	Philip	Kavanagh	Ireland	N	25	Gold
	92	John	McAler	Ireland	N	23	Silver
No H/cap	354	Herbert	Lassing	Germany	G	No H/cap	Gold
	447	Jakub	Janczewski	Poland	G	No H/cap	Silver
	84	Roman	Dunda	Czech	-	-	DNS
Women	148	Marie	O'Connor	Ireland	-	16	Gold
	392	Gudrun	Manuwald- Seemuller	Germany	-	No H/cap	Silver
	478	Chantal	Bausch	Germany	-	No H/cap	Bronze

TIMETABLE/PROGRAM MINUTOWY

14-08-21

Time	Discipline	Round Information
08:30	3000 m Walk Women	Final
09:00	Ball Throw Men (B3-JM2)	Final
09:10	100 m Women	Heats/Biegi (3)
09:30	100 m Men	Heats/Biegi (6)
09:35	50 m Women	Heats/Biegi (1)
09:35	50 m Men	Heats/Biegi (1)
09:40	Ball Throw Men (M2-M4)	Final
10:00	Shot Put Women	Final
10:10	400 m Women	Heats/Biegi (1)
10:15	400 m Men	Heats/Biegi (5)
10:55	1500 m Men	Heats/Biegi (2)
11:00	Ball Throw Men (M5-M6)	Final
11:30	Shot Put Men (M2-M4)	Final
11:30	Long Jump Men B3-JM2)	Final
12:00	Discus Throw Women	Final
12:20	Long Jump Men (M2-M4)	Final
12:30	Shot Put Men (M5-M6)	Final
12:30	Discus Throw Men (M2-M4)	Final
13:30	Discus Throw Men (M5-M6)	Final
13:30	Long Jump Men (M5-M6)	Final

14-08-22

Time	Discipline	Round Information
08:30	5000 m Walk Men	Final
10:00	200 m Women	Heats/Biegi (1)
10:00	Javelin Throw Women	Final
10:00	High Jump Men	Final
10:00	Long Jump Women	Final
10:10	200 m Men	Heats/Biegi (4)
10:30	Javelin Throw Men (M2-M4)	Final
10:40	800 m Women	Heats/Biegi (1)
10:50	800 m Men	Heats/Biegi (3)
11:30	1500 m Women	Heats/Biegi (1)
11:30	Javelin Throw Men (M5-M6)	Final
11:50	4x100 m	Heats/Biegi (2)
13:00	Ball Throw Women	Final



8th European Transplant and Dialysis Sports Championships 16-23 August 2014 Krakow



KOMUNIKAT KOŃCOWY

3000 m Walk Women

Place	Lane	Bib	Athlete	Birth	Country	Result
-------	------	-----	---------	-------	---------	--------

Final

Start: 14-08-21 08:30:00

1	4	40	Ulrika SVANTESSON	72-01-01	SWEDEN(SWE)	19:46.09	F4
2	10	336	Andrásné JUNG	64-01-01	HUNGARY(HUN)	19:59.63	F5
3	1	140	THERESIA BRAUN	66-01-01	ITALY(ITA)	21:59.92	F4
4	6	333	Renata HOENISCH	59-01-01	AUSTRIA(AUT)	23:03.59	F5
5	5	409	Szabina ALMÁSI	91-01-01	HUNGARY(HUN)	23:17.54	F4
6	9	23	Krystyna MURDZEK	53-01-01	POLAND(POL)	25:18.90	F5
7	2	397	Audrey PAPROCKI	74-01-01	FRANCE(FRA)	25:21.78	F4
8	8	226	ATHANASIA BOTSAS	58-01-01	GREECE(GRE)	26:44.47	F5
9	11	345	Madeleine DONAGHY	54-01-01	IRELAND(IRL)	27:42.09	F5
10	7	147	Bridie NICHOLSON	61-01-01	IRELAND(IRL)	28:18.59	F5
11	3	85	Orla HOGAN	78-01-01	IRELAND(IRL)	29:34.24	F4

100 m Women

Place	Lane	Bib	Athlete	Birth	Country	Result
-------	------	-----	---------	-------	---------	--------

Heat 1/3

Wiatr: 1.2 m/s

Start: 14-08-21 09:10:00

1	5	406	Zita BUDAI	94-01-01	HUNGARY(HUN)	15.97	F3
2	2	362	Joanna BAKUŁA	82-01-01	POLAND(POL)	16.00	F3
3	4	366	Monika BIELIK	83-01-01	POLAND(POL)	16.28	F3
4	3	280	CHRISTINA DEMETRIOU	75-01-01	CYPRUS(CYP)	17.46	F3
5	7	409	Szabina ALMÁSI	91-01-01	HUNGARY(HUN)	20.70	F3
	6	117	Monica Amelie FUGLESANG	80-01-01	NORWAY(NOR)	DNS	F3

Heat 2/3

Wiatr: 1.0 m/s

Start: 14-08-21 09:10:00

1	2	473	Weronika KLISZKA	02-01-01	POLAND(POL)	17.20	JF2
2	3	499	Raffaella LECCACORVI	99-01-01	FRANCE(FRA)	17.77	JF2
3	4	466	Aleksandra HOŁUBIUK	00-01-01	POLAND(POL)	18.02	JF2
4	5	467	Joanna WINCIOREK	97-01-01	POLAND(POL)	19.08	JF2

Heat 3/3

Wiatr: 1.1 m/s

Start: 14-08-21 09:10:00

1	2	122	CARDIN MONIA	70-01-01	ITALY(ITA)	17.44	F4
2	7	148	Marie O'CONNOR	61-01-01	IRELAND(IRL)	18.39	F4
3	3	140	THERESIA BRAUN	66-01-01	ITALY(ITA)	18.42	F4
4	4	397	Audrey PAPROCKI	74-01-01	FRANCE(FRA)	19.29	F4
5	6	76	SARKANJ Sonja RIHTER	54-01-01	SLOVENIA(SLO)	20.82	F4
	5	21	Chikoyo WHITE	72-01-01	IRELAND(IRL)	DNS	F4
	8	345	Madeleine DONAGHY	54-01-01	IRELAND(IRL)	DNS	F4

OFFICIAL RESULTS

Place	Race/Place	Athlete	Birth	Country	Result
1	Heat 1 1	Zita BUDAI	94-01-01	HUNGARY	15.97
2	Heat 1 2	Joanna BAKUŁA	82-01-01	POLAND	16.00
3	Heat 1 3	Monika BIELIK	83-01-01	POLAND	16.28
4	Heat 2 1	Weronika KLISZKA	02-01-01	POLAND	17.20
5	Heat 3 1	CARDIN MONIA	70-01-01	ITALY	17.44
6	Heat 1 4	CHRISTINA DEMETRIOU	75-01-01	CYPRUS	17.46
7	Heat 2 2	Raffaella LECCACORVI	99-01-01	FRANCE	17.77
8	Heat 2 3	Aleksandra HOŁUBIUK	00-01-01	POLAND	18.02
9	Heat 3 2	Marie O'CONNOR	61-01-01	IRELAND	18.39
10	Heat 3 3	THERESIA BRAUN	66-01-01	ITALY	18.42
11	Heat 2 4	Joanna WINCIOREK	97-01-01	POLAND	19.08
12	Heat 3 4	Audrey PAPROCKI	74-01-01	FRANCE	19.29
13	Heat 1 5	Szabina ALMÁSI	91-01-01	HUNGARY	20.70
14	Heat 3 5	SARKANJ Sonja RIHTER	54-01-01	SLOVENIA	20.82
	Heat 1 DNS	Monica Amelie FUGLESANG	80-01-01	NORWAY	DNS
	Heat 3 DNS	Madeleine DONAGHY	54-01-01	IRELAND	DNS
	Heat 3 DNS	Chikoyo WHITE	72-01-01	IRELAND	DNS

Ball Throw Men (B3-JM2)

Place	Lane	Bib	Athlete	Birth	Country	Result
-------	------	-----	---------	-------	---------	--------

Final

Start: 14-08-21 09:00:00

End: 14-08-21 09:25:00

1	8	475	Adrian NOWAK	97-01-01	POLAND(POL)	41.50	JM2
1	7	477	Damian SIERŻANT	02-01-01	POLAND(POL)	30.00	JM1
1	1	293	Tomáš SMAŽÁK	04-01-01	CZECH REPUBLIC(CZE)	24.50	B3
2	10	463	Marek HUSAR	99-01-01	POLAND(POL)	39.50	JM2
2	6	464	Benjamin RIBEY	01-01-01	POLAND(POL)	24.00	JM1
2	2	282	NICOLAS PETROU	03-01-01	CYPRUS(CYP)	23.00	B3
3	9	476	Michał PERCZYŃSKI	99-01-01	POLAND(POL)	34.50	JM2
3	5	469	Wiktor SIWEK	00-01-01	POLAND(POL)	23.50	JM1
4	11	470	Jan PIOTROWICZ	99-01-01	POLAND(POL)	25.00	JM2
4	4	471	Kacper KWIECIEŃ	02-01-01	POLAND(POL)	20.00	JM1
	12	472	Borys KALINOWSKI	99-01-01	POLAND(POL)	DNS	JM2
	3	513	Jeremiasz JAKIMOWICZ	04-01-01	POLAND(POL)	DNS	B3

	I	II	III	IV	V	VI
Damian SIERŻANT	30.00	x	23.00			
Adrian NOWAK	38.50	41.50	38.50			
Tomáš SMAŽÁK	24.50	23.00	23.00			
Marek HUSAR	39.50	28.00	x			
Benjamin RIBEY	24.00	24.00	19.50			
NICOLAS PETROU	23.00	16.00	13.00			
Wiktor SIWEK	17.00	x	23.50			
Michał PERCZYŃSKI	34.00	34.50	x			
Jan PIOTROWICZ	25.00	18.50	9.50			
Kacper KWIECIEŃ	16.50	19.00	20.00			

100 m Men

Place	Lane	Bib	Athlete	Birth	Country	Result
-------	------	-----	---------	-------	---------	--------

Heat 1/6

Wiatr: 0.9 m/s

Start: 14-08-21 09:30:00

1	5	472	Borys KALINOWSKI	99-01-01	POLAND(POL)	15.20	JM2
2	7	463	Marek HUSAR	99-01-01	POLAND(POL)	16.47	JM2
3	2	464	Benjamin RIBEY	01-01-01	POLAND(POL)	17.41	JM1
4	8	476	Michał PERCZYŃSKI	99-01-01	POLAND(POL)	17.46	JM2
5	3	469	Wiktor SIWEK	00-01-01	POLAND(POL)	18.34	JM1
6	4	475	Adrian NOWAK	97-01-01	POLAND(POL)	18.78	JM2
7	6	470	Jan PIOTROWICZ	99-01-01	POLAND(POL)	19.85	JM2
	1	477	Damian SIERŻANT	02-01-01	POLAND(POL)	DNS	JM1

Heat 2/6

Wiatr: 0.5 m/s

Start: 14-08-21 09:30:00

1	4	399	Adam VELKEY-GUTH	92-01-01	HUNGARY(HUN)	11.83	M2
2	1	335	Sándor JÁNKA	89-01-01	HUNGARY(HUN)	12.19	M2
3	7	25	Robbie LYONS	94-01-01	IRELAND(IRL)	12.53	M2
4	6	369	Piotr BREJNAK	94-01-01	POLAND(POL)	13.25	M2
5	5	446	Maciej TUROWSKI	85-01-01	POLAND(POL)	13.27	M2
6	2	177	DIMITRIOS GALATIANOS	87-01-01	GREECE(GRE)	13.92	M2
7	8	326	Donat SZABO	92-01-01	HUNGARY(HUN)	14.54	M2
8	3	176	ALEXANDROS KAVGAS	86-01-01	GREECE(GRE)	17.05	M2

Heat 3/6

Wiatr: 1.0 m/s

Start: 14-08-21 09:30:00

1	5	86	Peter ANDRÉAS	81-01-01	SWEDEN(SWE)	11.78	M3
2	3	230	NIKOLAOS KOLENTIS	82-01-01	GREECE(GRE)	13.79	M3
3	4	428	Fabien TOUTLEMONDE	76-01-01	FRANCE(FRA)	14.98	M3

Heat 4/6

Wiatr: 0.4 m/s

Start: 14-08-21 09:30:00

1	2	312	Robert GELENCSE	71-01-01	HUNGARY(HUN)	12.88	M4
2	3	403	Csaba ZILAJ	73-01-01	HUNGARY(HUN)	13.25	M4
3	6	84	Roman DUNDA	74-01-01	CZECH REPUBLIC(CZE)	13.55	M4
4	1	372	Łukasz BOJANOWSKI	71-01-01	POLAND(POL)	14.10	M4
5	7	96	Tomas BURDA	73-01-01	CZECH REPUBLIC	14.16	M4
6	4	105	Lars SANTESSON	67-01-01	SWEDEN(SWE)	14.46	M4
7	5	462	Marek THIER	71-01-01	POLAND(POL)	16.16	M4
	8	30	James NOLAN	67-01-01	IRELAND(IRL)	DNS	M4

Heat 5/6

Wiatr: 0.3 m/s

Start: 14-08-21 09:30:00

1	3	106	GEORG THURNER	60-01-01	ITALY(ITA)	13.36	M5
2	5	233	Peter HELLRIEGEL	64-01-01	GERMANY(GER)	13.58	M5
3	4	431	Andrzej HAJ	60-01-01	POLAND(POL)	13.90	M5
4	2	331	Gerhard BAKUN	58-01-01	AUSTRIA(AUT)	17.69	M5

Heat 6/6

Wiatr: 1.3 m/s

Start: 14-08-21 09:30:00

1	2	99	John LOFTUS	48-01-01	IRELAND(IRL)	15.83	M6
2	5	207	Mauri KUOTOLA	50-01-01	FINLAND(FIN)	16.03	M6
3	3	480	Per GLASØ	46-01-01	NORWAY(NOR)	18.73	M6
4	6	359	Ruedi RIEBLI	52-01-01	SWITZERLAND(SUI)	31.03	M6
	4	156	GIULIO BETTINELLI	48-01-01	ITALY(ITA)	DNS	M6

OFFICIAL RESULTS

Place	Race/Place	Athlete	Birth	Country	Result
1	Heat 3 1	Peter ANDRÉAS	81-01-01	SWEDEN	11.78
2	Heat 2 1	Adam VELKEY-GUTH	92-01-01	HUNGARY	11.83
3	Heat 2 2	Sándor JÁNKA	89-01-01	HUNGARY	12.19
4	Heat 2 3	Robbie LYONS	94-01-01	IRELAND	12.53
5	Heat 4 1	Robert GELENCSE	71-01-01	HUNGARY	12.88
7	Heat 2 4	Piotr BREJNAK	94-01-01	POLAND	13.25
6	Heat 4 2	Csaba ZILAJ	73-01-01	HUNGARY	13.25
8	Heat 2 5	Maciej TUROWSKI	85-01-01	POLAND	13.27
9	Heat 5 1	GEORG THURNER	60-01-01	ITALY	13.36
10	Heat 4 3	Roman DUNDA	74-01-01	CZECH REPUBLIC	13.55
11	Heat 5 2	Peter HELLRIEGEL	64-01-01	GERMANY	13.58
12	Heat 3 2	NIKOLAOS KOLENTIS	82-01-01	GREECE	13.79
13	Heat 5 3	Andrzej HAJ	60-01-01	POLAND	13.90
14	Heat 2 6	DIMITRIOS GALATIANOS	87-01-01	GREECE	13.92
15	Heat 4 4	Łukasz BOJANOWSKI	71-01-01	POLAND	14.10
16	Heat 4 5	Tomas BURDA	73-01-01	CZECH REPUBLIC	14.16
17	Heat 4 6	Lars SANTESSON	67-01-01	SWEDEN	14.46
18	Heat 2 7	Donat SZABO	92-01-01	HUNGARY	14.54
19	Heat 3 3	Fabien TOUTLEMONDE	76-01-01	FRANCE	14.98
20	Heat 1 1	Borys KALINOWSKI	99-01-01	POLAND	15.20
21	Heat 6 1	John LOFTUS	48-01-01	IRELAND	15.83
22	Heat 6 2	Mauri KUOTOLA	50-01-01	FINLAND	16.03
23	Heat 4 7	Marek THIER	71-01-01	POLAND	16.16
24	Heat 1 2	Marek HUSAR	99-01-01	POLAND	16.47
25	Heat 2 8	ALEXANDROS KAVGAS	86-01-01	GREECE	17.05
26	Heat 1 3	Benjamin RIBEY	01-01-01	POLAND	17.41
27	Heat 1 4	Michał PERCZYŃSKI	99-01-01	POLAND	17.46
28	Heat 5 4	Gerhard BAKUN	58-01-01	AUSTRIA	17.69
29	Heat 1 5	Wiktor SIWEK	00-01-01	POLAND	18.34
30	Heat 6 3	Per GLASØ	46-01-01	NORWAY	18.73
31	Heat 1 6	Adrian NOWAK	97-01-01	POLAND	18.78
32	Heat 1 7	Jan PIOTROWICZ	99-01-01	POLAND	19.85
33	Heat 6 4	Ruedi RIEBLI	52-01-01	SWITZERLAND	31.03
	Heat 6 DNS	GIULIO BETTINELLI	48-01-01	ITALY	DNS
	Heat 1 DNS	Damian SIERŻANT	02-01-01	POLAND	DNS
	Heat 4 DNS	James NOLAN	67-01-01	IRELAND	DNS

50 m Women

Place	Lane	Bib	Athlete	Birth	Country	Result
-------	------	-----	---------	-------	---------	--------

Heat 1/1

Start: 14-08-21 10:01:47

1	3	483	Alice TAPPING	04-01-01	FRANCE(FRA)	10.49	G3
---	---	-----	---------------	----------	-------------	-------	----

OFFICIAL RESULTS

Place	Race/Place	Athlete	Birth	Country	Result
1	Heat 1 1	Alice TAPPING	04-01-01	FRANCE	10.49

50 m Men

Place	Lane	Bib	Athlete	Birth	Country	Result
-------	------	-----	---------	-------	---------	--------

Heat 1/1

Start: 14-08-21 09:35:00

1	4	293	Tomáš SMAŽÁK	04-01-01	CZECH REPUBLIC(CZE)	9.84	B3
	3	513	Jeremiasz JAKIMOWICZ	04-01-01	POLAND(POL)	DNS	B3

OFFICIAL RESULTS

Place	Race/Place	Athlete	Birth	Country	Result
	Heat 1 1	Tomáš SMAŽÁK	04-01-01	CZECH REPUBLIC	9.84
	Heat 1 DNS	Jeremiasz JAKIMOWICZ	04-01-01	POLAND	DNS

400 m Women

Place	Lane	Bib	Athlete	Birth	Country	Result
-------	------	-----	---------	-------	---------	--------

Heat 1/1

Start: 14-08-21 10:10:00

	3	116	Liliana CASTELLANI	59-01-01	ITALY(ITA)	DNS	F5
	2	336	Andrásné JUNG	64-01-01	HUNGARY(HUN)	DNS	F5

OFFICIAL RESULTS

Place	Race/Place	Athlete	Birth	Country	Result
	Heat 1 DNS	Andrásné JUNG	64-01-01	HUNGARY	DNS
	Heat 1 DNS	Liliana CASTELLANI	59-01-01	ITALY	DNS

400 m Men

Place	Lane	Bib	Athlete	Birth	Country	Result
-------	------	-----	---------	-------	---------	--------

Heat 1/5

Start: 14-08-21 10:22:28

1	6	102	Patrick PETERS	85-01-01	GERMANY(GER)	58.47	M2
2	3	25	Robbie LYONS	94-01-01	IRELAND(IRL)	61.70	M2
3	4	369	Piotr BREJNAK	94-01-01	POLAND(POL)	65.34	M2
4	2	326	Donat SZABO	92-01-01	HUNGARY(HUN)	69.69	M2
5	5	436	Artur ZYCHOWICZ	92-01-01	POLAND(POL)	74.29	M2

Heat 2/5

Start: 14-08-21 10:25:55

1	4	358	Vojtech KOUDELKA	81-01-01	CZECH REPUBLIC(CZE)	67.48	M3
2	3	460	Piotr URBAN	76-01-01	POLAND(POL)	69.16	M3
3	5	365	Thomas WEYAND	81-01-01	GERMANY(GER)	71.21	M3
4	2	118	Arnold OBEXER	78-01-01	ITALY(ITA)	95.07	M3

Heat 3/5

Start: 14-08-21 10:29:33

1	3	403	Csaba ZILAJ	73-01-01	HUNGARY(HUN)	63.33	M4
2	4	195	Nehar NURLU	65-01-01	GERMANY(GER)	67.08	M4
3	5	30	James NOLAN	67-01-01	IRELAND(IRL)	81.53	M4

2	312	Robert GELENCSE	71-01-01	HUNGARY(HUN)	DNS	M4
---	-----	-----------------	----------	--------------	-----	----

Heat 4/5

Start: 14-08-21 10:32:30

1	6	38	ISRAEL GUIDO VAN	61-01-01	BELGIUM(BEL)	72.02	M5
2	5	377	EXPOSITO JOAQUIN LACON	58-01-01	SPAIN(ESP)	73.74	M5
3	3	389	Rainer EULE	58-01-01	GERMANY(GER)	77.04	M5
4	4	444	Ulrich AHAMMER	60-01-01	GERMANY(GER)	81.86	M5
	2	456	Andrzej MARCINIAK	56-01-01	POLAND(POL)	DNS	M5

Heat 5/5

Start: 14-08-21 10:35:07

1	4	80	Peter STOETZER	42-01-01	GERMANY(GER)	1:33.96	M6
2	2	156	GIULIO BETTINELLI	48-01-01	ITALY(ITA)	2:08.22	M6
	3	99	John LOFTUS	48-01-01	IRELAND(IRL)	DNS	M6

OFFICIAL RESULTS

Place	Race/Place	Athlete	Birth	Country	Result
1	Heat 1 1	Patrick PETERS	85-01-01	GERMANY	58.47
2	Heat 1 2	Robbie LYONS	94-01-01	IRELAND	61.70
3	Heat 3 1	Csaba ZILAJ	73-01-01	HUNGARY	63.33
4	Heat 1 3	Piotr BREJNAK	94-01-01	POLAND	65.34
5	Heat 3 2	Nehar NURLU	65-01-01	GERMANY	67.08
6	Heat 2 1	Vojtech KOUDELKA	81-01-01	CZECH REPUBLIC	67.48
7	Heat 2 2	Piotr URBAN	76-01-01	POLAND	69.16
8	Heat 1 4	Donat SZABO	92-01-01	HUNGARY	69.69
9	Heat 2 3	Thomas WEYAND	81-01-01	GERMANY	71.21
10	Heat 4 1	ISRAEL GUIDO VAN	61-01-01	BELGIUM	72.02
11	Heat 4 2	EXPOSITO JOAQUIN LACON	58-01-01	SPAIN	73.74
12	Heat 1 5	Artur ZYCHOWICZ	92-01-01	POLAND	74.29
13	Heat 4 3	Rainer EULE	58-01-01	GERMANY	77.04
14	Heat 3 3	James NOLAN	67-01-01	IRELAND	81.53
15	Heat 4 4	Ulrich AHAMMER	60-01-01	GERMANY	81.86
17	Heat 2 4	Arnold OBEXER	78-01-01	ITALY	95.07
16	Heat 5 1	Peter STOETZER	42-01-01	GERMANY	1:33.96
18	Heat 5 2	GIULIO BETTINELLI	48-01-01	ITALY	2:08.22
	Heat 3 DNS	Robert GELENCSE	71-01-01	HUNGARY	DNS
	Heat 4 DNS	Andrzej MARCINIAK	56-01-01	POLAND	DNS
	Heat 5 DNS	John LOFTUS	48-01-01	IRELAND	DNS

Shot Put Women

Place	Lane	Bib	Athlete	Birth	Country	Result
-------	------	-----	---------	-------	---------	--------

Final

Start: 14-08-21 10:00:00

End: 14-08-21 10:40:00

1	2	336	Andrásné JUNG	64-01-01	HUNGARY(HUN)	7.68	F5
1	6	414	Wioletta KIMLA	73-01-01	POLAND(POL)	6.45	F4
1	4	232	Annemarie KUMPE	39-01-01	GERMANY(GER)	5.26	F6
1	11	347	Nicoleta Raluca DRAGAN	88-01-01	ROMANIA(ROM)	10.00	F3
2	9	458	Iwona GLAZAR	71-01-01	POLAND(POL)	5.02	F4
2	1	266	Anna ABRAMCZYK-DOBZYŃSKA	64-01-01	POLAND(POL)	4.59	F5
2	12	478	Chantal BAUSCH	93-01-01	GERMANY(GER)	6.45	F3
3	5	410	Agnieszka DURLIK	73-01-01	POLAND(POL)	4.76	F4
3	3	33	Linda WATERS	64-01-01	IRELAND(IRL)	3.61	F5
4	7	112	MARGHERITA MAZZANTINI	67-01-01	ITALY(ITA)	4.55	F4
5	8	348	Ileana Amali TEODORESCU	67-01-01	ROMANIA(ROM)	4.13	F4

10	117	Monica Amelie FUGLESANG	80-01-01	NORWAY(NOR)	DNS	F3	
		I	II	III	IV	V	VI
Wioletta KIMLA		6.10	6.21	6.45			
Andrásné JUNG		7.03	7.68	7.68			
Nicoleta Raluca DRAGAN		9.26	9.64	10.00			
Annemarie KUMPE		5.18	5.09	5.26			
Anna ABRAMCZYK-DOBRZYŃS		4.59	4.53	4.45			
Chantal BAUSCH		6.45	5.56	5.15			
Iwona GLAZAR		4.95	4.28	5.02			
Agnieszka DURLIK		x	4.72	4.76			
Linda WATERS		3.61	3.48	3.61			
MARGHERITA MAZZANTINI		4.49	4.55	4.42			
Ileana Amali TEODORESCU		4.13	x	3.94			

Ball Throw Men (M2-M4)

Place	Lane	Bib	Athlete	Birth	Country	Result
-------	------	-----	---------	-------	---------	--------

Final

Start: 14-08-21 09:40:00

End: 14-08-21 10:45:00

1	31	350	Petr ZITNY	65-01-01	CZECH REPUBLIC(CZE)	63.50	M4
1	10	220	APOSTOLOS CHARITONIDIS	83-01-01	GREECE(GRE)	63.50	M3
1	6	102	Patrick PETERS	85-01-01	GERMANY(GER)	59.50	M2
2	24	96	Tomas BURDA	73-01-01	CZECH REPUBLIC(CZE)	58.50	M4
2	12	291	IOANNIS NEARCHOU	83-01-01	CYPRUS(CYP)	57.00	M3
2	8	399	Adam VELKEY-GUTH	92-01-01	HUNGARY(HUN)	56.00	M2
3	29	422	Piotr HOŁUBOWSKI	68-01-01	POLAND(POL)	54.00	M4
3	4	435	Tomasz KLOS	89-01-01	POLAND(POL)	53.00	M2
3	11	68	Zimele BROWN	79-01-01	IRELAND(IRL)	53.00	M3
4	32	224	ISIDOROS MATSKIDIS	67-01-01	GREECE(GRE)	50.50	M4
4	9	412	Damian KRÓLEWICZ	92-01-01	POLAND(POL)	47.50	M2
4	20	460	Piotr URBAN	76-01-01	POLAND(POL)	44.50	M3
5	30	329	Dirk NAUMANN	70-01-01	GERMANY(GER)	42.50	M4
5	19	230	NIKOLAOS KOLENTIS	82-01-01	GREECE(GRE)	41.50	M3
5	5	446	Maciej TUROWSKI	85-01-01	POLAND(POL)	41.50	M2
6	22	37	alex GELDOF	73-01-01	BELGIUM(BEL)	48.50	M4
6	17	66	Kieran MURRAY	79-01-01	IRELAND(IRL)	37.50	M3
6	7	177	DIMITRIOS GALATIANOS	87-01-01	GREECE(GRE)	34.50	M2
7	3	445	Krzysztof GRUSZCZYŃSKI	93-01-01	POLAND(POL)	33.00	M2
7	23	197	Alojz ZINER	69-01-01	SLOVENIA(SLO)	31.50	M4
8	27	380	Włodzimierz KAISER	66-01-01	POLAND(POL)	29.00	M4
9	28	462	Marek THIER	71-01-01	POLAND(POL)	27.50	M4
	13	384	Grzegorz ZIMNY	81-01-01	POLAND(POL)	DNS	M3
	25	378	Piotr CHOJNACKI	66-01-01	POLAND(POL)	DNS	M4
	15	364	ORTEGA ANTONIO FUENTES	77-01-01	SPAIN(ESP)	DNS	M3
	2	426	Patryk KOCZYBA	94-01-01	POLAND(POL)	DNS	M2
	18	162	MARIOS MARKOPOULOS	78-01-01	GREECE(GRE)	DNS	M3
	26	385	Adam RASZKIEWICZ	66-01-01	POLAND(POL)	DNS	M4
	16	424	Marcin SKIBA	76-01-01	POLAND(POL)	DNS	M3
	14	363	DE LAMO JOSE VICENTE ROMAN	77-01-01	SPAIN(ESP)	DNS	M3
	21	222	KONSTANTINOS MOKKAS	73-01-01	GREECE(GRE)	DNS	M4

	I	II	III	IV	V	VI
Petr ZITNY	59.00	63.00	57.50	x	63.50	61.00
Patrick PETERS	x	56.50	59.50			
APOSTOLOS CHARITONIDIS	58.00	58.00	63.50			
Tomas BURDA	52.00	46.00	58.50	55.50	54.50	53.50
IOANNIS NEARCHOU	57.00	44.50	49.00			
Adam VELKEY-GUTH	x	x	56.00			
Tomasz KLOS	46.50	52.00	53.00			
Zimele BROWN	48.50	53.00	51.00			
Piotr HOŁUBOWSKI	49.00	48.50	47.00	49.00	54.00	-
ISIDOROS MATSKIDIS	45.50	44.00	47.00	50.50	x	x
Piotr URBAN	44.50	44.50	42.50			
Damian KRÓLEWICZ	43.00	43.50	47.50			
Dirk NAUMANN	42.00	42.50	42.00	33.00	37.50	40.50
Maciej TUROWSKI	41.50	39.50	41.00			
NIKOLAOS KOLENTIS	37.00	41.50	27.00			
DIMITRIOS GALATIANOS	27.50	20.50	34.50			
alex GELDOF	45.00	44.00	48.50	47.00	48.00	48.00
Kieran MURRAY	36.50	35.50	37.50			
Krystian GRUSZCZYŃSKI	32.00	32.50	33.00			
Alojz ZINER	31.50	30.00	24.00	30.00	30.00	28.00
Włodzimierz KAISER	26.50	28.50	29.00			
Marek THIER	27.50	19.50	16.50			

1500 m Men

Place	Lane	Bib	Athlete	Birth	Country	Result
-------	------	-----	---------	-------	---------	--------

Heat 1/2

Start: 14-08-21 10:59:41

1	1	325	Gergo Laszlo MEZEI	88-01-01	HUNGARY(HUN)	4:38.95	M2
2	5	66	Kieran MURRAY	79-01-01	IRELAND(IRL)	5:33.25	M3
3	6	365	Thomas WEYAND	81-01-01	GERMANY(GER)	5:37.52	M3
4	2	257	Tomi SYVÄJÄRVI	89-01-01	FINLAND(FIN)	6:48.49	M2
	3	326	Donat SZABO	92-01-01	HUNGARY(HUN)	DNS	M2
	4	358	Vojtech KOUDELKA	81-01-01	CZECH REPUBLIC(CZE)	DNS	M3

Heat 2/2

Start: 14-08-21 11:12:05

1	13	377	EXPOSITO JOAQUIN LACON	58-01-01	SPAIN(ESP)	5:20.46	M5
2	3	403	Csaba ZILAJ	73-01-01	HUNGARY(HUN)	5:42.51	M4
3	7	145	arduino GIORGI	57-01-01	ITALY(ITA)	5:51.21	M5
4	4	402	László VENYERCSÁN	71-01-01	HUNGARY(HUN)	5:57.69	M4
5	1	120	Daniele DORIZZI	67-01-01	ITALY(ITA)	6:04.52	M4
6	2	105	Lars SANTESSON	67-01-01	SWEDEN(SWE)	6:04.77	M4

7	9	442	Marek STEŁĘGOWSKI	57-01-01	POLAND(POL)	6:15.05	M5
8	12	48	STAEN LUCIEN VAN	54-01-01	BELGIUM(BEL)	6:34.18	M5
9	6	438	Tomasz SZAŁWIŃSKI	65-01-01	POLAND(POL)	6:37.82	M4
10	11	457	Lucjan MILESZCZYK	56-01-01	POLAND(POL)	7:16.91	M5
	10	512	Zbigniew BŁOŃSKI		POLAND(POL)	DNS	M5
	5	423	Józef BOŻEK	72-01-01	POLAND(POL)	DNS	M4
	8	461	Bogusław OLEKSYK	56-01-01	POLAND(POL)	DNS	M5

OFFICIAL RESULTS

Place	Race/Place	Athlete	Birth	Country	Result
1	Heat 1 1	Gergo Laszlo MEZEI	88-01-01	HUNGARY	4:38.95
2	Heat 2 1	EXPOSITO JOAQUIN LACON	58-01-01	SPAIN	5:20.46
3	Heat 1 2	Kieran MURRAY	79-01-01	IRELAND	5:33.25
4	Heat 1 3	Thomas WEYAND	81-01-01	GERMANY	5:37.52
5	Heat 2 2	Csaba ZILAJ	73-01-01	HUNGARY	5:42.51
6	Heat 2 3	arduino GIORGI	57-01-01	ITALY	5:51.21
7	Heat 2 4	László VENYERCSÁN	71-01-01	HUNGARY	5:57.69
8	Heat 2 5	Daniele DORIZZI	67-01-01	ITALY	6:04.52
9	Heat 2 6	Lars SANTESSON	67-01-01	SWEDEN	6:04.77
10	Heat 2 7	Marek STEŁĘGOWSKI	57-01-01	POLAND	6:15.05
11	Heat 2 8	STAEN LUCIEN VAN	54-01-01	BELGIUM	6:34.18
12	Heat 2 9	Tomasz SZAŁWIŃSKI	65-01-01	POLAND	6:37.82
13	Heat 1 4	Tomi SYVÄJÄRVI	89-01-01	FINLAND	6:48.49
14	Heat 2 10	Lucjan MILESZCZYK	56-01-01	POLAND	7:16.91
	Heat 2 DNS	Zbigniew BŁOŃSKI		POLAND	DNS
	Heat 2 DNS	Bogusław OLEKSYK	56-01-01	POLAND	DNS
	Heat 1 DNS	Donat SZABO	92-01-01	HUNGARY	DNS
	Heat 1 DNS	Vojtech KOUDELKA	81-01-01	CZECH REPUBLIC	DNS
	Heat 2 DNS	Józef BOŻEK	72-01-01	POLAND	DNS

Long Jump Men B3-JM2)

Place	Lane	Bib	Athlete	Birth	Country	Result
-------	------	-----	---------	-------	---------	--------

Final

Start: 14-08-21 11:30:00

End: 14-08-21 11:46:00

1	7	475	Adrian NOWAK	97-01-01	POLAND(POL)	3.84	JM2
1	3	477	Damian SIERŻANT	02-01-01	POLAND(POL)	2.74	JM1
1	2	293	Tomáš SMAŽÁK	04-01-01	CZECH REPUBLIC(CZE)	2.51	JM1
2	8	463	Marek HUSAR	99-01-01	POLAND(POL)	3.18	JM2
2	4	464	Benjamin RIBEY	01-01-01	POLAND(POL)	2.70	JM1
3	10	476	Michał PERCZYŃSKI	99-01-01	POLAND(POL)	3.00	JM2
4	9	470	Jan PIOTROWICZ	99-01-01	POLAND(POL)	2.26	JM2
	6	472	Borys KALINOWSKI	99-01-01	POLAND(POL)	DNS	JM2
	1	513	Jeremiasz JAKIMOWICZ	04-01-01	POLAND(POL)	DNS	JM1
	5	469	Wiktor SIWEK	00-01-01	POLAND(POL)	DNS	JM1

	I	II	III	IV	V	VI
Adrian NOWAK	3.84	3.68	3.52			
Tomáš SMAŽÁK	2.33	2.51	2.42			
Damian SIERŻANT	2.74	2.40	2.38			
Benjamin RIBEY	2.18	2.35	2.70			
Marek HUSAR	3.18	2.89	2.48			
Michał PERCZYŃSKI	3.00	2.51	x			
Jan PIOTROWICZ	1.78	2.26	1.72			

Ball Throw Men (M5-M6)

Place	Lane	Bib	Athlete	Birth	Country	Result
-------	------	-----	---------	-------	---------	--------

Final

Start: 14-08-21 11:00:00

End: 14-08-21 12:20:00

1	7	379	Libor MALINSKY	63-01-01	CZECH REPUBLIC(CZE)	51.00	M5
1	15	239	Ludwig SZEBERENYI	50-01-01	AUSTRIA(AUT)	47.50	M6
2	2	339	István KÓRÓDI	64-01-01	HUNGARY(HUN)	51.00	M5
2	19	77	Zvezdan RIHTER	50-01-01	SLOVENIA(SLO)	43.00	M6
3	4	389	Rainer EULE	58-01-01	GERMANY(GER)	46.00	M5
3	13	407	Krzysztof GÓRSKI	51-01-01	POLAND(POL)	41.50	M6
4	1	69	Vleo VATOVEC	57-01-01	SLOVENIA(SLO)	44.50	M5
4	21	48	STAEN LUCIEN VAN	54-01-01	BELGIUM(BEL)	41.00	M6
5	12	200	Michael DWYER	56-01-01	IRELAND(IRL)	39.50	M5
5	16	99	John LOFTUS	48-01-01	IRELAND(IRL)	36.50	M6
6	10	211	Alojz OMAN	58-01-01	SLOVENIA(SLO)	38.50	M5
6	14	212	WARD BERRY	53-01-01	United Kingdom(GBR)	33.00	M6
7	11	273	Richard COSTELLO	64-01-01	IRELAND(IRL)	36.00	M5
7	20	480	Per GLASØ	46-01-01	NORWAY(NOR)	27.50	M6
8	3	349	JODAR MATEO RUIZ	62-01-01	SPAIN(ESP)	35.00	M5
8	22	514	Mieczysław WAWSZCZAK	91-01-01	POLAND(POL)	25.50	M6
9	8	331	Gerhard BAKUN	58-01-01	AUSTRIA(AUT)	31.00	M5
9	23	92	John MCALEER	38-01-01	IRELAND(IRL)	13.00	M6
10	9	457	Lucjan MILESZCZYK	56-01-01	POLAND(POL)	30.50	M5
	13	514	Gregory RONNAY	70-01-01	FRANCE(FRA)	DNS	M6
	5	474	Józef ŚLIWIANKA	56-01-01	POLAND(POL)	DNS	M5
	18	123	Arild BRYHN	50-01-01	NORWAY(NOR)	DNS	M6
	17	156	GIULIO BETTINELLI	48-01-01	ITALY(ITA)	DNS	M6
	6	170	Grzegorz BLECHARCZYK	60-01-01	POLAND(POL)	DNS	M5

	I	II	III	IV	V	VI
Libor MALINSKY	48.00	47.00	51.00	47.00	47.00	46.00
Ludwig SZEBERENYI	47.50	43.50	47.00	42.00	43.50	44.50
István KÓRÓDI	43.00	47.00	51.00			
Zvezdan RIHTER	38.00	40.00	39.00	38.00	42.00	43.00
Rainer EULE	42.00	46.00	42.50	41.50	43.50	43.00
Krzysztof GÓRSKI	37.50	41.50	32.50	38.00	38.00	41.00
STAEN LUCIEN VAN	39.00	38.50	38.50	41.00	40.50	38.00
Vleo VATOVEC	40.00	42.50	43.50	42.00	40.50	44.50
John LOFTUS	34.00	34.00	34.00	36.50	31.00	35.00
Michael DWYER	31.50	39.50	34.00	38.50	37.50	37.00
Alojz OMAN	28.00	35.00	38.50	33.00	33.50	37.00
WARD BERRY	26.00	31.00	32.50	31.00	31.50	33.00
Richard COSTELLO	33.00	35.00	36.00	35.00	36.00	33.50
Per GLASØ	25.00	25.50	27.50			
JODAR MATEO RUIZ	35.00	34.00	32.50	32.00	34.00	-
Mieczysław WAWSZCZAK	24.50	25.50	24.00			
John MCALEER	10.00	13.00	10.50			
Gerhard BAKUN	31.00	29.50	28.50			
Lucjan MILESZCZYK	30.50	29.50	30.50			

Shot Put Men (M2-M4)

Place	Lane	Bib	Athlete	Birth	Country	Result
-------	------	-----	---------	-------	---------	--------

Final

Start: 14-08-21 11:30:00

End: 14-08-21 12:30:00

1	16	399	Adam VELKEY-GUTH	92-01-01	HUNGARY(HUN)	9.61	M2
1	6	312	Robert GELENCSE	71-01-01	HUNGARY(HUN)	11.14	M4
2	15	102	Patrick PETERS	85-01-01	GERMANY(GER)	9.02	M2
2	7	96	Tomas BURDA	73-01-01	CZECH REPUBLIC(CZE)	10.82	M4
3	11	435	Tomasz KLOS	89-01-01	POLAND(POL)	8.62	M2
3	2	224	ISIDOROS MATSKIDIS	67-01-01	GREECE(GRE)	10.63	M4
4	14	335	Sándor JÁNKA	89-01-01	HUNGARY(HUN)	7.61	M2
4	1	423	Józef BOŻEK	72-01-01	POLAND(POL)	10.29	M4
5	17	432	Tomasz ŁOMOWSKI		POLAND(POL)	6.91	M2
5	8	37	alex GELDOF	73-01-01	BELGIUM(BEL)	9.65	M4
6	12	446	Maciej TUROWSKI	85-01-01	POLAND(POL)	6.90	M2
6	10	97	MICHAEL KEOHANE	74-01-01	IRELAND(IRL)	9.30	M4
7	9	443	Marek SILARSKI	74-01-01	POLAND(POL)	9.17	M4
8	5	329	Dirk NAUMANN	70-01-01	GERMANY(GER)	7.98	M4
9	3	462	Marek THIER	71-01-01	POLAND(POL)	7.27	M4
	13	244	Tomi PALOVAARA	86-01-01	FINLAND(FIN)	DNS	M2
	4	222	KONSTANTINOS MOKKAS	73-01-01	GREECE(GRE)	DNS	M4

	I	II	III	IV	V	VI
Adam VELKEY-GUTH	9.07	9.61	9.45			
Robert GELENCSE	11.14	10.15	10.36	-	-	-
Patrick PETERS	8.53	9.02	8.92			
Tomas BURDA	10.09	10.36	10.44	10.28	10.42	10.82
Tomasz KLOS	8.48	7.94	8.62			
ISIDOROS MATSKIDIS	10.63	10.32	9.75	9.63	10.51	10.24
Józef BOŻEK	9.99	9.40	9.42	10.14	10.29	9.87
Sándor JÁNKA	7.18	7.61	7.50			
alex GELDOF	8.86	8.95	9.07	8.43	8.80	9.65
Tomasz ŁOMOWSKI	6.57	6.53	6.91			
MICHAEL KEOHANE	9.05	8.88	9.14	x	9.23	9.30
Maciej TUROWSKI	6.90	6.85	6.83			
Marek SILARSKI	8.97	8.59	8.43	8.82	9.17	8.90
Dirk NAUMANN	7.03	7.98	7.77	-	-	-
Marek THIER	x	6.82	7.27			

Long Jump Men (M2-M4)

Place	Lane	Bib	Athlete	Birth	Country	Result
-------	------	-----	---------	-------	---------	--------

Final

Start: 14-08-21 12:20:00

End: 14-08-21 12:50:00

1	7	86	Peter ANDRÉAS	81-01-01	SWEDEN(SWE)	6.08	M2
1	6	423	Józef BOŻEK	72-01-01	POLAND(POL)	4.63	M4
2	9	25	Robbie LYONS	94-01-01	IRELAND(IRL)	5.50	M2
2	2	312	Robert GELENCSE	71-01-01	HUNGARY(HUN)	4.54	M4
3	12	102	Patrick PETERS	85-01-01	GERMANY(GER)	5.32	M2
3	3	382	Maciej ŻYTO	72-01-01	POLAND(POL)	4.42	M4
4	14	446	Maciej TUROWSKI	85-01-01	POLAND(POL)	4.86	M2
4	1	329	Dirk NAUMANN	70-01-01	GERMANY(GER)	3.40	M4
5	8	369	Piotr BREJNAK	94-01-01	POLAND(POL)	4.62	M2
5	4	372	Łukasz BOJANOWSKI	71-01-01	POLAND(POL)	3.10	M4
6	13	54	James REYNOLDS	87-01-01	IRELAND(IRL)	4.18	M2
	10	335	Sándor JÁNKA	89-01-01	HUNGARY(HUN)	DNS	M2
	5	84	Roman DUNDA	74-01-01	CZECH REPUBLIC(CZE)	DNS	M4
	11	244	Tomi PALOVAARA	86-01-01	FINLAND(FIN)	DNS	M2

	I	II	III	IV	V	VI
Peter ANDRÉAS	6.08	6.08	6.07			
Józef BOŹEK	4.37	4.63	4.50			
Robert GELENCSE	4.40	4.49	4.54			
Robbie LYONS	5.43	3.36	5.50			
Maciej ŻYTO	3.75	4.24	4.42			
Patrick PETERS	x	5.00	5.32			
Dirk NAUMANN	x	3.40	x			
Maciej TUROWSKI	4.86	x	4.86			
Łukasz BOJANOWSKI	x	x	3.10			
Piotr BREJNAK	4.62	x	4.46			
James REYNOLDS	4.18	3.64	x			

Discus Throw Women

Place	Lane	Bib	Athlete	Birth	Country	Result
-------	------	-----	---------	-------	---------	--------

Final

Start: 14-08-21 12:00:00

End: 14-08-21 13:10:00

1	2	347	Nicoleta Raluca DRAGAN	88-01-01	ROMANIA(ROM)	26.80	F4
2	3	333	Renata HOENISCH	59-01-01	AUSTRIA(AUT)	11.86	F4
3	1	348	Ileana Amali TEODORESCU	67-01-01	ROMANIA(ROM)	11.12	F4
4	4	112	MARGHERITA MAZZANTINI	67-01-01	ITALY(ITA)	8.63	F4

	I	II	III	IV	V	VI
Nicoleta Raluca DRAGAN	x	x	26.80			
Renata HOENISCH	11.28	11.86	11.60			
Ileana Amali TEODORESCU	10.48	x	11.12			
MARGHERITA MAZZANTINI	8.63	8.52	x			

Discus Throw Men (M2-M4)

Place	Lane	Bib	Athlete	Birth	Country	Result
-------	------	-----	---------	-------	---------	--------

Final

Start: 14-08-21 12:30:00

End: 14-08-21 14:05:00

1	7	220	APOSTOLOS CHARITONIDIS	83-01-01	GREECE(GRE)	29.72	M3
1	5	195	Nehar NURLU	65-01-01	GERMANY(GER)	26.32	M4
2	1	224	ISIDOROS MATSKIDIS	67-01-01	GREECE(GRE)	25.40	M4
2	9	435	Tomasz KLOS	89-01-01	POLAND(POL)	24.45	M3
3	6	230	NIKOLAOS KOLENTIS	82-01-01	GREECE(GRE)	21.16	M3
3	4	97	MICHAEL KEOHANE	74-01-01	IRELAND(IRL)	20.02	M4
4	3	422	Piotr HOŁUBOWSKI	68-01-01	POLAND(POL)	18.00	M4
4	8	241	Maximilian LANG	79-01-01	AUSTRIA(AUT)	11.68	M3
	2	329	Dirk NAUMANN	70-01-01	GERMANY(GER)	NM	M4

	I	II	III	IV	V	VI
APOSTOLOS CHARITONIDIS	25.76	23.44	29.72			
Nehar NURLU	22.99	20.66	26.32			
ISIDOROS MATSKIDIS	x	23.99	25.40			
Tomasz KLOS	24.45	20.32	22.05			
NIKOLAOS KOLENTIS	21.16	18.93	x			
MICHAEL KEOHANE	x	18.58	20.02			
Piotr HOŁUBOWSKI	16.33	15.36	18.00			
Maximilian LANG	10.89	11.68	11.06			
Dirk NAUMANN	x	x	x			

Shot Put Men (M5-M6)

Place	Lane	Bib	Athlete	Birth	Country	Result
-------	------	-----	---------	-------	---------	--------

Final

Start: 14-08-21 12:30:00

End: 14-08-21 14:15:00

1	9	234	Tapio AIKIO	54-01-01	FINLAND(FIN)	14.06	M6
1	17	339	István KÓRÓDI	64-01-01	HUNGARY(HUN)	10.07	M5
2	13	273	Richard COSTELLO	64-01-01	IRELAND(IRL)	9.80	M5
2	5	407	Krzysztof GÓRSKI	51-01-01	POLAND(POL)	11.80	M6
3	15	431	Andrzej HAJ	60-01-01	POLAND(POL)	9.73	M5
3	2	212	WARD BERRY	53-01-01	United Kingdom(GBR)	11.80	M6
4	19	214	MARTIN Antonio MARTIN	60-01-01	SPAIN(ESP)	9.50	M5
4	7	239	Ludwig SZEBERENYI	50-01-01	AUSTRIA(AUT)	11.32	M6
5	16	349	JODAR MATEO RUIZ	62-01-01	SPAIN(ESP)	8.84	M5
5	8	77	Zvezdan RIHTER	50-01-01	SLOVENIA(SLO)	10.30	M6
6	4	453	Andrzej KSIĄŻEK	53-01-01	POLAND(POL)	9.86	M6
6	18	379	Libor MALINSKY	63-01-01	CZECH REPUBLIC(CZE)	8.09	M5
7	6	152	Branko Brane TOME	50-01-01	SLOVENIA(SLO)	9.72	M6
7	12	331	Gerhard BAKUN	58-01-01	AUSTRIA(AUT)	7.95	M5
8	11	135	CARLO SILVI	49-01-01	ITALY(ITA)	9.12	M6
9	1	123	Arild BRYHN	50-01-01	NORWAY(NOR)	8.95	M6
10	3	203	Martti SIEKKINEN	51-01-01	FINLAND(FIN)	7.70	M6
11	10	182	Kalevi AJALIN	52-01-01	FINLAND(FIN)	7.36	M6
	20	455	Waldemar MAJ	56-01-01	POLAND(POL)	DNS	M5
	14	474	Józef ŚLIWIANKA	56-01-01	POLAND(POL)	DNS	M5

	I	II	III	IV	V	VI
István KÓRÓDI	10.07	9.64	9.92			
Tapio AIKIO	13.06	12.98	12.78	x	13.08	14.06
Krzysztof GÓRSKI	11.30	11.38	9.87	x	11.80	11.72
Richard COSTELLO	9.80	9.78	9.69			
Andrzej HAJ	9.30	9.73	x			
WARD BERRY	11.27	11.08	11.48	11.18	11.80	11.07
MARTIN Antonio MARTIN	9.18	9.50	x			
Ludwig SZEBERENYI	10.03	10.58	10.23	11.32	x	10.25
JODAR MATEO RUIZ	8.84	8.69	8.67			
Zvezdan RIHTER	9.56	9.30	9.86	10.30	9.53	10.17
Libor MALINSKY	7.90	7.79	8.09			
Andrzej KSIĄŻEK	9.55	8.93	9.76	9.30	9.86	9.86
Branko Brane TOME	8.85	9.31	8.52	7.95	8.62	9.72
Gerhard BAKUN	7.54	7.45	7.95			
CARLO SILVI	9.12	8.88	8.61	8.60	9.03	-
Arild BRYHN	8.95	8.80	8.60			
Martti SIEKKINEN	7.26	7.70	7.70			
Kalevi AJALIN	7.13	7.29	7.36			

Long Jump Men (M5-M6)

Place	Lane	Bib	Athlete	Birth	Country	Result
-------	------	-----	---------	-------	---------	--------

Final

Start: 14-08-21 13:30:00

End: 14-08-21 14:30:00

1	6	106	GEORG THURNER	60-01-01	ITALY(ITA)	4.91	M5
1	1	123	Arild BRYHN	50-01-01	NORWAY(NOR)	2.77	M6
2	5	233	Peter HELLRIEGEL	64-01-01	GERMANY(GER)	4.75	M5
2	2	480	Per GLASØ	46-01-01	NORWAY(NOR)	2.69	M6
3	4	214	MARTIN Antonio MARTIN	60-01-01	SPAIN(ESP)	3.33	M5
4	7	331	Gerhard BAKUN	58-01-01	AUSTRIA(AUT)	3.11	M5
	3	156	GIULIO BETTINELLI	48-01-01	ITALY(ITA)	DNS	M6

	I	II	III	IV	V	VI
Arild BRYHN	2.40	2.77	x			
GEORG THURNER	4.60	4.91	4.82			
Peter HELLRIEGEL	x	4.75	4.72			
Per GLASØ	2.22	2.51	2.69			
MARTIN Antonio MARTIN	x	3.33	3.24			
Gerhard BAKUN	2.98	3.00	3.11			

Discus Throw Men (M5-M6)

Place	Lane	Bib	Athlete	Birth	Country	Result
-------	------	-----	---------	-------	---------	--------

Final

Start: 14-08-21 13:30:00

End: 14-08-21 15:45:00

1	5	234	Tapio AIKIO	54-01-01	FINLAND(FIN)	34.63	M6
1	13	431	Andrzej HAJ	60-01-01	POLAND(POL)	31.06	M5
2	17	454	Terje AARSAND	56-01-01	NORWAY(NOR)	30.12	M5
2	10	239	Ludwig SZEBERENYI	50-01-01	AUSTRIA(AUT)	26.00	M6
3	18	214	MARTIN Antonio MARTIN	60-01-01	SPAIN(ESP)	27.18	M5
3	8	123	Arild BRYHN	50-01-01	NORWAY(NOR)	25.28	M6
4	16	339	István KÓRÓDI	64-01-01	HUNGARY(HUN)	25.94	M5
4	9	407	Krzysztof GÓRSKI	51-01-01	POLAND(POL)	24.19	M6
5	11	145	arduino GIORGI	57-01-01	ITALY(ITA)	24.28	M5
5	7	135	CARLO SILVI	49-01-01	ITALY(ITA)	23.16	M6
6	15	349	JODAR MATEO RUIZ	62-01-01	SPAIN(ESP)	21.83	M5
6	2	480	Per GLASØ	46-01-01	NORWAY(NOR)	21.13	M6
7	1	453	Andrzej KSIĄŻEK	53-01-01	POLAND(POL)	21.01	M6
8	6	152	Branko Brane TOME	50-01-01	SLOVENIA(SLO)	18.49	M6
9	3	203	Martti SIEKKINEN	51-01-01	FINLAND(FIN)	17.22	M6
	4	212	WARD BERRY	53-01-01	United Kingdom(GBR)	NM	M6
	12	455	Waldemar MAJ	56-01-01	POLAND(POL)	DNS	M5
	14	474	Józef ŚLIWIANKA	56-01-01	POLAND(POL)	DNS	M5

	I	II	III	IV	V	VI
Andrzej HAJ	31.06	25.13	x			
Tapio AIKIO	30.37	34.63	x	x	x	33.21
Terje AARSAND	x	30.12	x			
Ludwig SZEBERENYI	26.00	x	24.68	x	x	25.58
Arild BRYHN	x	25.28	21.50	x	x	x
MARTIN Antonio MARTIN	x	19.96	27.18			
István KÓRÓDI	x	x	25.94			
Krzysztof GÓRSKI	21.25	22.12	24.19	23.40	x	x
arduino GIORGI	24.28	22.17	22.35			
CARLO SILVI	18.68	18.49	x	16.31	15.88	15.49
Per GLASØ	23.13	x	x	22.25	x	21.59
JODAR MATEO RUIZ	21.83	19.74	x			
Andrzej KSIĄŻEK	17.51	21.01	20.33	19.62	20.16	20.76
Branko Brane TOME	14.72	18.49	x	16.31	15.88	15.49
Martti SIEKKINEN	17.22	x	15.72			
WARD BERRY	x	x	x			

5000 m Walk Men

Place	Lane	Bib	Athlete	Birth	Country	Result
-------	------	-----	---------	-------	---------	--------

Final

Start: 14-08-22 08:30:00

1	5	402	László VENYERCSÁN	71-01-01	HUNGARY(HUN)	28:45.42	M4
2	3	412	Damian KRÓLEWICZ	92-01-01	POLAND(POL)	29:49.58	M4
3	2	97	MICHAEL KEOHANE	74-01-01	IRELAND(IRL)	30:02.39	M4
4	8	386	Mirostaw BURSKI	59-01-01	POLAND(POL)	30:35.39	M5
5	4	385	Adam RASZKIEWICZ	66-01-01	POLAND(POL)	33:57.50	M4
6	10	26	Stephen WHELAN	61-01-01	United Kingdom(GBR)	33:57.97	M5
7	7	87	Olav FIKSE	58-01-01	NORWAY(NOR)	34:06.88	M5
8	16	62	Miran OHNJEK	54-01-01	SLOVENIA(SLO)	36:09.66	M6
9	12	273	Richard COSTELLO	64-01-01	IRELAND(IRL)	36:51.05	M5
10	19	268	Alain FOSSARD	53-01-01	FRANCE(FRA)	36:51.65	M6
11	17	46	Ronald GRAINGER	50-01-01	IRELAND(IRL)	37:02.03	M6
12	14	456	Andrzej MARCINIAK	56-01-01	POLAND(POL)	39:17.43	M5
13	20	184	Asko RÄSÄNEN	44-01-01	FINLAND(FIN)	40:50.72	M6
14	18	53	Wolfgang LORENZEN	54-01-01	GERMANY(GER)	40:54.07	M6
15	9	331	Gerhard BAKUN	58-01-01	AUSTRIA(AUT)	43:49.49	M5
	15	145	arduino GIORGI	57-01-01	ITALY(ITA)	DQ	M5
	11	377	EXPOSITO JOAQUIN LACON	58-01-01	SPAIN(ESP)	DNS	M5
	6	379	Libor MALINSKY	63-01-01	CZECH REPUBLIC(CZE)	DNS	M5
	1	217	Thomas DOHERTY	85-01-01	IRELAND(IRL)	DNS	M4
	13	487	Sean MARSHALL	63-01-01	IRELAND(IRL)	DNS	M5

200 m Women

Place	Lane	Bib	Athlete	Birth	Country	Result
-------	------	-----	---------	-------	---------	--------

Heat 1/1

Wiatr: 0.5 m/s

Start: 14-08-22 10:00:47

1	4	406	Zita BUDAI	94-01-01	HUNGARY(HUN)	33.16	open
2	5	362	Joanna BAKUŁA	82-01-01	POLAND(POL)	33.27	open
3	1	336	Andrásné JUNG	64-01-01	HUNGARY(HUN)	33.45	open
4	2	366	Monika BIELIK	83-01-01	POLAND(POL)	35.19	open
5	6	122	CARDIN MONIA	70-01-01	ITALY(ITA)	37.36	open
6	3	148	Marie O'CONNOR	61-01-01	IRELAND(IRL)	58.51	open
	7	76	SARKANJ Sonja RIHTER	54-01-01	SLOVENIA(SLO)	DNS	open

OFFICIAL RESULTS

Place	Race/Place	Athlete	Birth	Country	Result
1	Heat 1 1	Zita BUDAI	94-01-01	HUNGARY	33.16
2	Heat 1 2	Joanna BAKUŁA	82-01-01	POLAND	33.27
3	Heat 1 3	Andrásné JUNG	64-01-01	HUNGARY	33.45
4	Heat 1 4	Monika BIELIK	83-01-01	POLAND	35.19
5	Heat 1 5	CARDIN MONIA	70-01-01	ITALY	37.36
6	Heat 1 6	Marie O'CONNOR	61-01-01	IRELAND	58.51
	Heat 1 DNS	SARKANJ Sonja RIHTER	54-01-01	SLOVENIA	DNS

200 m Men

Place	Lane	Bib	Athlete	Birth	Country	Result
-------	------	-----	---------	-------	---------	--------

Heat 1/4

Wiatr: -0.4 m/s

Start: 14-08-22 10:10:30

1	5	399	Adam VELKEY-GUTH	92-01-01	HUNGARY(HUN)	24.35	M2
2	4	335	Sándor JÁNKA	89-01-01	HUNGARY(HUN)	24.72	M2
3	3	369	Piotr BREJNAK	94-01-01	POLAND(POL)	28.19	M2
4	2	177	DIMITRIOS GALATIANOS	87-01-01	GREECE(GRE)	29.39	M2
5	6	326	Donat SZABO	92-01-01	HUNGARY(HUN)	29.73	M2
	7	176	ALEXANDROS KAVGAS	86-01-01	GREECE(GRE)	DNS	M2
	8	25	Robbie LYONS	94-01-01	IRELAND(IRL)	DNS	M2

Heat 2/4

Wiatr: -0.3 m/s

Start: 14-08-22 10:15:08

1	3	86	Peter ANDRÉAS	81-01-01	SWEDEN(SWE)	24.47	M3
2	6	497	Eoghan O'NEILL	83-01-01	IRELAND(IRL)	30.03	M3
3	5	460	Piotr URBAN	76-01-01	POLAND(POL)	30.58	M3
	4	358	Vojtech KOUDELKA	81-01-01	CZECH REPUBLIC(CZE)	DNS	M3

Heat 3/4

Wiatr: -0.3 m/s

Start: 14-08-22 10:18:08

1	3	312	Robert GELENCSEK	71-01-01	HUNGARY(HUN)	26.10	M4
2	6	403	Csaba ZILAJ	73-01-01	HUNGARY(HUN)	27.43	M4
3	2	195	Nehar NURLU	65-01-01	GERMANY(GER)	29.00	M4
4	4	44	Thorsten KRASSELT	65-01-01	GERMANY(GER)	31.42	M4
5	5	30	James NOLAN	67-01-01	IRELAND(IRL)	31.51	M4

Heat 4/4

Wiatr: 0.1 m/s

Start: 14-08-22 10:21:25

1	4	106	GEORG THURNER	60-01-01	ITALY(ITA)	27.45	M5
2	2	431	Andrzej HAJ	60-01-01	POLAND(POL)	28.77	M5
3	3	38	ISRAEL GUIDO VAN	61-01-01	BELGIUM(BEL)	32.31	M5
4	7	207	Mauri KUOTOLA	50-01-01	FINLAND(FIN)	32.87	M6
5	8	80	Peter STOETZER	42-01-01	GERMANY(GER)	39.00	M6
	1	389	Rainer EULE	58-01-01	GERMANY(GER)	DNS	M5
	5	457	Lucjan MILESZCZYK	56-01-01	POLAND(POL)	DNS	M5
	6	99	John LOFTUS	48-01-01	IRELAND(IRL)	DNF	M6

OFFICIAL RESULTS

Place	Race/Place	Athlete	Birth	Country	Result
1	Heat 1 1	Adam VELKEY-GUTH	92-01-01	HUNGARY	24.35
2	Heat 2 1	Peter ANDRÉAS	81-01-01	SWEDEN	24.47
3	Heat 1 2	Sándor JÁNKA	89-01-01	HUNGARY	24.72
4	Heat 3 1	Robert GELENCSE	71-01-01	HUNGARY	26.10
5	Heat 3 2	Csaba ZILAJ	73-01-01	HUNGARY	27.43
6	Heat 4 1	GEORG THURNER	60-01-01	ITALY	27.45
7	Heat 1 3	Piotr BREJNAK	94-01-01	POLAND	28.19
8	Heat 4 2	Andrzej HAJ	60-01-01	POLAND	28.77
9	Heat 3 3	Nehar NURLU	65-01-01	GERMANY	29.00
10	Heat 1 4	DIMITRIOS GALATIANOS	87-01-01	GREECE	29.39
11	Heat 1 5	Donat SZABO	92-01-01	HUNGARY	29.73
12	Heat 2 2	Eoghan O'NEILL	83-01-01	IRELAND	30.03
13	Heat 2 3	Piotr URBAN	76-01-01	POLAND	30.58
14	Heat 3 4	Thorsten KRASSELT	65-01-01	GERMANY	31.42
15	Heat 3 5	James NOLAN	67-01-01	IRELAND	31.51
16	Heat 4 3	ISRAEL GUIDO VAN	61-01-01	BELGIUM	32.31
17	Heat 4 4	Mauri KUOTOLA	50-01-01	FINLAND	32.87
18	Heat 4 5	Peter STOETZER	42-01-01	GERMANY	39.00
	Heat 2 DNS	Vojtech KOUDELKA	81-01-01	CZECH REPUBLIC	DNS
	Heat 4 DNS	Lucjan MILESZCZYK	56-01-01	POLAND	DNS
	Heat 4 DNF	John LOFTUS	48-01-01	IRELAND	DNF
	Heat 4 DNS	Rainer EULE	58-01-01	GERMANY	DNS
	Heat 1 DNS	Robbie LYONS	94-01-01	IRELAND	DNS
	Heat 1 DNS	ALEXANDROS KAVGAS	86-01-01	GREECE	DNS

Javelin Throw Women

Place	Lane	Bib	Athlete	Birth	Country	Result
-------	------	-----	---------	-------	---------	--------

Final

Start: 14-08-22 10:00:00

End: 14-08-22 10:20:00

1	4	347	Nicoleta Raluca DRAGAN	88-01-01	ROMANIA(ROM)	35.32	F4
1	2	23	Krystyna MURDZEK	53-01-01	POLAND(POL)	13.63	F5
2	6	414	Wioletta KIMLA	73-01-01	POLAND(POL)	16.72	F4
2	3	266	Anna ABRAMCZYK-DOBRYŃSKA	64-01-01	POLAND(POL)	12.12	F5
3	5	112	MARGHERITA MAZZANTINI	67-01-01	ITALY(ITA)	9.24	F4
3	1	333	Renata HOENISCH	59-01-01	AUSTRIA(AUT)	10.62	F5

	I	II	III	IV	V	VI
Nicoleta Raluca DRAGAN	35.32	x	33.04			
Krystyna MURDZEK	11.44	13.63	12.33			
Anna ABRAMCZYK-DOBRYŃSKA	10.76	10.07	12.12			
Wioletta KIMLA	16.72	x	14.53			
Renata HOENISCH	8.66	10.62	9.37			
MARGHERITA MAZZANTINI	7.34	x	9.24			

Long Jump Women

Place	Lane	Bib	Athlete	Birth	Country	Result
-------	------	-----	---------	-------	---------	--------

Final

Start: 14-08-22 10:00:00

End: 14-08-22 10:30:00

1	1	362	Joanna BAKUŁA	82-01-01	POLAND(POL)	3.96	F3
1	9	473	Weronika KLISZKA	02-01-01	POLAND(POL)	3.25	JF2
1	5	148	Marie O'CONNOR	61-01-01	IRELAND(IRL)	2.50	F5
1	7	483	Alice TAPPING	04-01-01	FRANCE(FRA)	2.25	G3
2	3	269	Sandra STREBEL	81-01-01	SWITZERLAND(SUI)	3.05	F3
2	8	466	Aleksandra HOŁUBIUK	00-01-01	POLAND(POL)	2.73	JF2
2	4	410	Agnieszka DURLIK	73-01-01	POLAND(POL)	2.22	F5
3	10	467	Joanna WINCIOREK	97-01-01	POLAND(POL)	2.51	JF2
3	6	147	Bridie NICHOLSON	61-01-01	IRELAND(IRL)	1.15	F5
	2	117	Monica Amelie FUGLESANG	80-01-01	NORWAY(NOR)	DNS	F3

	I	II	III	IV	V	VI
Alice TAPPING	2.25	1.96	1.66			
Weronika KLISZKA	x	3.25	3.18			
Marie O'CONNOR	2.50	2.15	2.48			
Joanna BAKUŁA	3.74	3.80	3.96			
Sandra STREBEL	2.95	3.05	2.52			
Aleksandra HOŁUBIUK	2.73	2.72	2.63			
Agnieszka DURLIK	2.19	1.96	2.22			
Bridie NICHOLSON	x	1.15	x			
Joanna WINCIOREK	2.51	2.26	2.14			

800 m Women

Place	Lane	Bib	Athlete	Birth	Country	Result
-------	------	-----	---------	-------	---------	--------

Heat 1/1

Start: 14-08-22 10:40:44

1	3	40	Ulrika SVANTESSON	72-01-01	SWEDEN(SWE)	3:17.97	F4
2	1	116	Liliana CASTELLANI	59-01-01	ITALY(ITA)	3:57.05	F4
3	2	333	Renata HOENISCH	59-01-01	AUSTRIA(AUT)	4:08.32	F4

OFFICIAL RESULTS

Place	Race/Place	Athlete	Birth	Country	Result
1	Heat 1 1	Ulrika SVANTESSON	72-01-01	SWEDEN	3:17.97
2	Heat 1 2	Liliana CASTELLANI	59-01-01	ITALY	3:57.05
3	Heat 1 3	Renata HOENISCH	59-01-01	AUSTRIA	4:08.32

800 m Men

Place	Lane	Bib	Athlete	Birth	Country	Result
-------	------	-----	---------	-------	---------	--------

Heat 1/3

Start: 14-08-22 10:52:33

1	5	325	Gergo Laszlo MEZEI	88-01-01	HUNGARY(HUN)	2:07.45	M2
2	4	358	Vojtech KOUDELKA	81-01-01	CZECH REPUBLIC(CZE)	2:18.51	M2
3	7	66	Kieran MURRAY	79-01-01	IRELAND(IRL)	2:34.60	M2
4	8	436	Artur ZYCHOWICZ	92-01-01	POLAND(POL)	2:40.61	M2
5	3	365	Thomas WEYAND	81-01-01	GERMANY(GER)	2:50.20	M2
6	1	326	Donat SZABO	92-01-01	HUNGARY(HUN)	2:51.06	M2
	9	241	Maximilian LANG	79-01-01	AUSTRIA(AUT)	DNS	M2
	2	384	Grzegorz ZIMNY	81-01-01	POLAND(POL)	DNS	M2
	6	244	Tomi PALOVAARA	86-01-01	FINLAND(FIN)	DNS	M2

Heat 2/3

Start: 14-08-22 10:59:39

1	4	403	Csaba ZILAJ	73-01-01	HUNGARY(HUN)	2:40.29	M4
2	1	195	Nehar NURLU	65-01-01	GERMANY(GER)	2:47.81	M4
3	8	423	Józef BOŻEK	72-01-01	POLAND(POL)	2:49.27	M4
4	6	120	Daniele DORIZZI	67-01-01	ITALY(ITA)	2:57.83	M4
5	3	438	Tomasz SZAŁWIŃSKI	65-01-01	POLAND(POL)	3:05.29	M4
	2	402	László VENYERCSÁN	71-01-01	HUNGARY(HUN)	DNS	M4
	7	434	Robert KOWALSKI	71-01-01	POLAND(POL)	DNS	M4
	5	30	James NOLAN	67-01-01	IRELAND(IRL)	DNS	M4

Heat 3/3

Start: 14-08-22 11:06:34

1	5	377	EXPOSITO JOAQUIN LACON	58-01-01	SPAIN(ESP)	2:42.27	M5
2	7	38	ISRAEL GUIDO VAN	61-01-01	BELGIUM(BEL)	3:05.56	M5
3	6	48	STAEN LUCIEN VAN	54-01-01	BELGIUM(BEL)	3:11.76	M5
4	4	80	Peter STOETZER	42-01-01	GERMANY(GER)	4:36.58	M5
	1	442	Marek STEŁĘGOWSKI	57-01-01	POLAND(POL)	DNS	M5
	2	457	Lucjan MILESZCZYK	56-01-01	POLAND(POL)	DNS	M5
	3	461	Bogusław OLEKSYK	56-01-01	POLAND(POL)	DNS	M5

OFFICIAL RESULTS

Place	Race/Place	Athlete	Birth	Country	Result
1	Heat 1 1	Gergo Laszlo MEZEI	88-01-01	HUNGARY	2:07.45
2	Heat 1 2	Vojtech KOUDELKA	81-01-01	CZECH REPUBLIC	2:18.51
3	Heat 1 3	Kieran MURRAY	79-01-01	IRELAND	2:34.60
4	Heat 2 1	Csaba ZILAJ	73-01-01	HUNGARY	2:40.29
5	Heat 1 4	Artur ZYCHOWICZ	92-01-01	POLAND	2:40.61
6	Heat 3 1	EXPOSITO JOAQUIN LACON	58-01-01	SPAIN	2:42.27
7	Heat 2 2	Nehar NURLU	65-01-01	GERMANY	2:47.81
8	Heat 2 3	Józef BOŻEK	72-01-01	POLAND	2:49.27
9	Heat 1 5	Thomas WEYAND	81-01-01	GERMANY	2:50.20
10	Heat 1 6	Donat SZABO	92-01-01	HUNGARY	2:51.06
11	Heat 2 4	Daniele DORIZZI	67-01-01	ITALY	2:57.83
12	Heat 2 5	Tomasz SZAŁWIŃSKI	65-01-01	POLAND	3:05.29
13	Heat 3 2	ISRAEL GUIDO VAN	61-01-01	BELGIUM	3:05.56
14	Heat 3 3	STAEN LUCIEN VAN	54-01-01	BELGIUM	3:11.76
15	Heat 3 4	Peter STOETZER	42-01-01	GERMANY	4:36.58
	Heat 2 DNS	James NOLAN	67-01-01	IRELAND	DNS
	Heat 1 DNS	Tomi PALOVAARA	86-01-01	FINLAND	DNS
	Heat 3 DNS	Marek STEŁĘGOWSKI	57-01-01	POLAND	DNS
	Heat 3 DNS	Lucjan MILESZCZYK	56-01-01	POLAND	DNS
	Heat 3 DNS	Bogusław OLEKSYK	56-01-01	POLAND	DNS
	Heat 2 DNS	László VENYERCSÁN	71-01-01	HUNGARY	DNS
	Heat 1 DNS	Maximilian LANG	79-01-01	AUSTRIA	DNS
	Heat 1 DNS	Grzegorz ZIMNY	81-01-01	POLAND	DNS
	Heat 2 DNS	Robert KOWALSKI	71-01-01	POLAND	DNS

High Jump Men

Place	Lane	Bib	Athlete	Birth	Country	Result
-------	------	-----	---------	-------	---------	--------

Final

Start: 14-08-22 10:00:00

End: 14-08-22 11:15:00

1	9	86	Peter ANDRÉAS	81-01-01	SWEDEN(SWE)	1.65	M3
1	4	224	ISIDOROS MATSKIDIS	67-01-01	GREECE(GRE)	1.50	M5
1	2	207	Mauri KUOTOLA	50-01-01	FINLAND(FIN)	1.25	M6
2	8	257	Tomi SYVÄJÄRVI	89-01-01	FINLAND(FIN)	1.45	M3
2	6	214	MARTIN Antonio MARTIN	60-01-01	SPAIN(ESP)	1.35	M5
2	3	53	Wolfgang LORENZEN	54-01-01	GERMANY(GER)	1.15	M6
3	5	69	Vleo VATOVEC	57-01-01	SLOVENIA(SLO)	1.20	M5
3	7	241	Maximilian LANG	79-01-01	AUSTRIA(AUT)	1.15	M3
3	1	239	Ludwig SZEBERENYI	50-01-01	AUSTRIA(AUT)	1.10	M6
	10	176	ALEXANDROS KAVGAS	86-01-01	GREECE(GRE)	NM	M3

	1.05	1.10	1.15	1.20	1.25	1.30	1.35	1.40	1.45	1.50	1.55	1.60	1.65	1.70
ISIDOROS MATSKIDIS	-	-	-	-	-	-	o	-	o	o	xxx			
Mauri KUOTOLA	o	o	o	o	o	xxx								
Peter ANDRÉAS	-	-	-	-	-	-	-	-	o	o	o	o	o	xxx
Tomi SYVÄJÄRVI	o	o	o	o	xo	o	xo	o	xxo	xxx				
Wolfgang LORENZEN	o	o	xxo	---										
MARTIN Antonio MARTIN	-	-	-	o	o	xxo	o	xxx						
Maximilian LANG	xo	xx	o	xxx										
Ludwig SZEBERENYI	o	xxo	x-	---										
Vleo VATOVEC	-	o	o	xo	xxx									
ALEXANDROS KAVGAS	-	-	-	-	xxx									

Javelin Throw Men (M2-M4)

Place	Lane	Bib	Athlete	Birth	Country	Result
-------	------	-----	---------	-------	---------	--------

Final

Start: 14-08-22 10:30:00

End: 14-08-22 11:20:00

1	9	423	Józef BOŹEK	72-01-01	POLAND(POL)	36.46	M4
1	14	220	APOSTOLOS CHARITONIDIS	83-01-01	GREECE(GRE)	34.74	M3
1	16	244	Tomi PALOVAARA	86-01-01	FINLAND(FIN)	34.28	M2
2	5	350	Petr ZITNY	65-01-01	CZECH REPUBLIC(CZE)	34.81	M4
2	19	435	Tomasz KLOS	89-01-01	POLAND(POL)	34.04	M2
2	10	460	Piotr URBAN	76-01-01	POLAND(POL)	25.48	M3
3	7	422	Piotr HOŁUBOWSKI	68-01-01	POLAND(POL)	31.70	M4
3	20	399	Adam VELKEY-GUTH	92-01-01	HUNGARY(HUN)	30.36	M2
3	12	241	Maximilian LANG	79-01-01	AUSTRIA(AUT)	23.99	M3
4	4	195	Nehar NURLU	65-01-01	GERMANY(GER)	30.49	M4
4	17	257	Tomi SYVÄJÄRVI	89-01-01	FINLAND(FIN)	29.43	M2
4	11	230	NIKOLAOS KOLENTIS	82-01-01	GREECE(GRE)	20.50	M3
5	2	224	ISIDOROS MATSKIDIS	67-01-01	GREECE(GRE)	28.31	M4
5	21	412	Damian KRÓLEWICZ	92-01-01	POLAND(POL)	18.64	M2
6	8	97	MICHAEL KEOHANE	74-01-01	IRELAND(IRL)	25.56	M4
6	18	445	Krystian GRUSZCZYŃSKI	93-01-01	POLAND(POL)	12.66	M2
7	6	329	Dirk NAUMANN	70-01-01	GERMANY(GER)	24.71	M4
8	1	37	alex GELDOF	73-01-01	BELGIUM(BEL)	23.88	M4
	15	369	Piotr BREJNAK	94-01-01	POLAND(POL)	NM	M2
	13	384	Grzegorz ZIMNY	81-01-01	POLAND(POL)	DNS	M3
	3	434	Robert KOWALSKI	71-01-01	POLAND(POL)	DNS	M4

	I	II	III	IV	V	VI
Tomi PALOVAARA	x	33.23	34.28			
APOSTOLOS CHARITONIDIS	33.33	33.13	34.74			
Józef BOŹEK	32.44	36.46	33.03			
Tomasz KLOS	33.39	34.04	32.76			
Piotr URBAN	19.46	25.48	24.96			
Petr ZITNY	29.46	x	34.81			
Piotr HOŁUBOWSKI	30.58	31.70	31.31			
Maximilian LANG	23.82	23.99	23.63			
Adam VELKEY-GUTH	x	27.07	30.36			
Nehar NURLU	30.49	28.04	28.68			
Tomi SYVÄJÄRVI	27.47	29.43	27.50			
NIKOLAOS KOLENTIS	x	20.50	18.36			
Damian KRÓLEWICZ	x	18.64	-			
ISIDOROS MATSKIDIS	x	28.31	26.93			
Krystian GRUSZCZYŃSKI	12.66	10.70	-			
MICHAEL KEOHANE	24.50	23.92	25.56			
Dirk NAUMANN	24.71	22.13	24.63			
alex GELDOF	23.88	21.28	21.61			
Piotr BREJNAK	x	x	x			

1500 m Women

Place	Lane	Bib	Athlete	Birth	Country	Result
-------	------	-----	---------	-------	---------	--------

Heat 1/1

Start: 14-08-22 11:27:45

1	1	262	Nina VODIŠEK	84-01-01	SLOVENIA(SLO)	7:45.83	F5
2	3	333	Renata HOENISCH	59-01-01	AUSTRIA(AUT)	8:06.98	F5
3	2	116	Liliana CASTELLANI	59-01-01	ITALY(ITA)	8:12.63	F5
4	4	209	Tarja SAVOLAINEN	64-01-01	FINLAND(FIN)	8:38.50	F5

OFFICIAL RESULTS

Place	Race/Place	Athlete	Birth	Country	Result
1	Heat 1 1	Nina VODIŠEK	84-01-01	SLOVENIA	7:45.83
2	Heat 1 2	Renata HOENISCH	59-01-01	AUSTRIA	8:06.98
3	Heat 1 3	Liliana CASTELLANI	59-01-01	ITALY	8:12.63
4	Heat 1 4	Tarja SAVOLAINEN	64-01-01	FINLAND	8:38.50

4x100 m

Place	Lane	Bib	Athlete	Birth	Country	Result
-------	------	-----	---------	-------	---------	--------

Heat 1/2

Start: 14-08-22 11:59:55

1	3				CZECH REPUBLIC(CZE)	54.05 open
		350	Petr ZITNY	65-01-01		
		358	Vojtech KOUDELKA	81-01-01		
		84	Roman DUNDA	74-01-01		
		96	Tomas BURDA	73-01-01		
2	5				IRELAND(IRL)	55.67 open
		25	Robbie LYONS	94-01-01		
		497	Eoghan O'NEILL	83-01-01		
		40	James NOLAN	67-01-01		
		66	Kieran MURRAY	79-01-01		
3	6				POLAND II(POL)	59.76 open
			Marek THIER	71-01-01		
		432	Tomasz ŁOMOWSKI			
		435	Tomasz KLOS	89-01-01		
		445	Krystian GRUSZCZYŃSKI	93-01-01		
4	4				ITALY(ITA)	1:02.00 open
		106	GEORG THURNER	60-01-01		
		118	Arnold OBEXER	78-01-01		
		120	Daniele DORIZZI	67-01-01		
		161	Walter UCCHEDDU	91-01-01		
5	2				HUNGARY II(HUN)	1:09.28 open
		326	Donat SZABO	92-01-01		
		319	Szabina HASZNOS	91-01-01		
		409	Szabina ALMÁSI	91-01-01		
		336	Andrásné JUNG	64-01-01		
6	7				FRANCE II(FRA)	1:53.73 open
		499	Raffaella LECCACORVI	99-01-01		
		284	Reny SEGADE	91-01-01		
		264	Philippe COQUEL	91-01-01		
		286	Olivier BAYLAC	91-01-01		

Heat 2/2

Start: 14-08-22 12:05:29

1	2				HUNGARY(HUN)	50.42 open
			Gergo Laszlo MEZEI	88-01-01		
			Csaba ZILAJ	73-01-01		
			Robert GELENCSEI	71-01-01		
			Adam VELKEY-GUTH	92-01-01		
2	4				POLAND(POL)	52.44 open
		369	Piotr BREJNAK	94-01-01		
		446	Maciej TUROWSKI	85-01-01		
		372	Łukasz BOJANOWSKI	71-01-01		
		423	Józef BOŻEK	72-01-01		
3	3				GERMANY(GER)	54.22 open
		233	Peter HELLRIEGEL	64-01-01		
		44	Thorsten KRASSELT	65-01-01		
		102	Patrick PETERS	85-01-01		
		195	Nehar NURLU	65-01-01		
4	5				FRANCE(FRA)	1:03.79 open
		397	Audrey PAPROCKI	74-01-01		
		305	Nicolas GREMBO	70-01-01		
		305	Gregory RONNAY	70-01-01		
		428	Fabien TOUTLEMONDE	76-01-01		
5	6				BELGIUM(BEL)	1:21.80 open
		131	Culot LAETITIA	91-01-01		
		48	STAEN LUCIEN VAN	54-01-01		
		38	ISRAEL GUIDO VAN	61-01-01		
		31	Daniel SCHMIT	91-01-01		

OFFICIAL RESULTS

Place	Race/Place	Athlete	Birth	Country	Result
1	Heat 2 1			HUNGARY	50.42
2	Heat 2 2			POLAND	52.44
3	Heat 1 1			CZECH REPUBLIC	54.05
4	Heat 2 3			GERMANY	54.22
5	Heat 1 2			IRELAND	55.67
6	Heat 1 3			POLAND II	59.76
7	Heat 1 4			ITALY	1:02.00
8	Heat 2 4			FRANCE	1:03.79
9	Heat 1 5			HUNGARY II	1:09.28
10	Heat 2 5			BELGIUM	1:21.80
11	Heat 1 6			FRANCE II	1:53.73

Javelin Throw Men (M5-M6)

Place	Lane	Bib	Athlete	Birth	Country	Result
-------	------	-----	---------	-------	---------	--------

Final

Start: 14-08-22 11:30:00

End: 14-08-22 12:10:00

1	8	234	Tapio AIKIO	54-01-01	FINLAND(FIN)	31.01	M6
1	15	214	MARTIN Antonio MARTIN	60-01-01	SPAIN(ESP)	29.60	M5
2	14	389	Rainer EULE	58-01-01	GERMANY(GER)	28.54	M5
2	7	239	Ludwig SZEBERENYI	50-01-01	AUSTRIA(AUT)	26.60	M6
3	12	339	István KÓRÓDI	64-01-01	HUNGARY(HUN)	27.58	M5
3	1	407	Krzysztof GÓRSKI	51-01-01	POLAND(POL)	26.19	M6
4	10	431	Andrzej HAJ	60-01-01	POLAND(POL)	26.36	M5
4	4	480	Per GLASØ	46-01-01	NORWAY(NOR)	25.77	M6
5	16	69	Vleo VATOVEC	57-01-01	SLOVENIA(SLO)	24.71	M5
5	2	453	Andrzej KSIĄŻEK	53-01-01	POLAND(POL)	21.20	M6
6	11	349	JODAR MATEO RUIZ	62-01-01	SPAIN(ESP)	22.10	M5
6	5	212	WARD BERRY	53-01-01	United Kingdom(GBR)	20.94	M6
7	3	156	GIULIO BETTINELLI	48-01-01	ITALY(ITA)	17.28	M6
	13	273	Richard COSTELLO	64-01-01	IRELAND(IRL)	DNS	M5
	9	474	Józef ŚLIWIANKA	56-01-01	POLAND(POL)	DNS	M5
	6	203	Martti SIEKKINEN	51-01-01	FINLAND(FIN)	DNS	M6

MARTIN Antonio MARTIN	25.67	27.36	29.60
Tapio AIKIO	28.52	31.01	29.90
Rainer EULE	28.00	28.54	27.23
Ludwig SZEBERENYI	26.25	26.60	25.21
István KÓRÓDI	x	21.81	27.58
Krzysztof GÓRSKI	23.29	23.48	26.19
Andrzej HAJ	x	26.36	x
Per GLASØ	25.77	25.57	23.05
Andrzej KSIĄŻEK	19.40	15.48	21.20
Vleo VATOVEC	22.76	24.71	21.08
JODAR MATEO RUIZ	18.28	22.10	x
WARD BERRY	20.94	19.47	x
GIULIO BETTINELLI	15.85	17.28	16.25

Ball Throw Women

Place	Lane	Bib	Athlete	Birth	Country	Result
-------	------	-----	---------	-------	---------	--------

Final

Start: 14-08-22 13:00:00

End: 14-08-22 13:40:00

1	15	347	Nicoleta Raluca DRAGAN	88-01-01	ROMANIA(ROM)	59.50	F3
1	14	104	Elisabeth KRISTENSEN	80-01-01	NORWAY(NOR)	38.00	F3
1	3	466	Aleksandra HOŁUBIUK	00-01-01	POLAND(POL)	31.00	JF2
1	9	458	Iwona GLAZAR	71-01-01	POLAND(POL)	20.00	F4
1	6	23	Krystyna MURDZEK	53-01-01	POLAND(POL)	20.00	F5
2	13	269	Sandra STREBEL	81-01-01	SWITZERLAND(SUI)	27.00	F3
2	2	473	Weronika KLISZKA	02-01-01	POLAND(POL)	24.00	JF2
2	5	266	Anna ABRAMCZYK-DOBRZYŃSKA	64-01-01	POLAND(POL)	18.00	F5
2	12	383	Agnieszka DURLIK	73-01-01	POLAND(POL)	16.00	F4
3	1	467	Joanna WINCIOREK	97-01-01	POLAND(POL)	20.50	JF2
3	8	232	Annemarie KUMPE	39-01-01	GERMANY(GER)	17.00	F5
3	11	112	MARGHERITA MAZZANTINI	67-01-01	ITALY(ITA)	15.50	F4
4	7	226	ATHANASIA BOTSA	58-01-01	GREECE(GRE)	17.00	F5
4	10	21	Chikoyo WHITE	72-01-01	IRELAND(IRL)	14.50	F4
5	4	33	Linda WATERS	64-01-01	IRELAND(IRL)	11.00	F5

	I	II	III	IV	V	VI
Iwona GLAZAR	16.00	20.00	16.50			
Aleksandra HOŁUBIUK	31.00	31.00	31.00			
Elisabeth KRISTENSEN	34.00	38.00	35.50			
Krystyna MURDZEK	17.00	19.00	20.00			
Nicoleta Raluca DRAGAN	52.50	57.50	59.50			
Anna ABRAMCZYK-DOBRZYŃS	16.50	18.00	18.00			
Sandra STREBEL	27.00	27.00	25.50			
Agnieszka DURLIK	16.00	14.00	14.50			
Weronika KLISZKA	23.50	21.50	24.00			
Joanna WINCIOREK	20.50	12.00	19.00			
Annemarie KUMPE	16.50	16.00	17.00			
MARGHERITA MAZZANTINI	9.00	12.50	15.50			
Chikoyo WHITE	13.00	13.00	14.50			
ATHANASIA BOTSA	16.00	17.00	16.00			
Linda WATERS	11.00	9..50	10.00			



**8th European Transplant and Dialysis Sports Championships
16-23 August 2014 Krakow**



Referee List/Obsada sędziowska

Sędzia Główny Zawodów/Main competition manager	<i>Ewa MAŁCZYK</i>
Z-ca Sędziego Głównego/Deputy of competition manager	<i>Elżbieta KULESZYŃSKA</i>
Starterzy/Starters	<i>Marcin BUJAS Antoni SIWIEC</i>
Sędziowie Główni Biegów/Judges for track events	<i>Jacek BASISTA Hanna PIWKOWSKA</i>
Sędziowie Główni Rzutów/Judges for throwings events	<i>Michał BATOR Marta GRUSZEWSKA</i>
Sędziowie Główni Skoków/Judges for jumping events	<i>Andrzej FOKS Jolanta KAŁUŻA</i>
Sędzia Główny Chodu/Judge for race walk	<i>Monika BUJAS</i>
Sędziowie/Judges	<i>Miroslaw ARCZYŃSKI Ewa BRZOZOWSKA Leszek CZEPIRSKI Lidia DOROSZKO Jadwiga DURLAK Izabela GRUSZEWSKA Jerzy KLAJA Krystyna KLAJA Danuta KWIECIEŃ Zbigniew MAKULEC Michał MUNIAK Danuta NOWAK Kazimierz NOWAK Wojciech NOWAK Józef PSZCZÓŁKA Zygmunt RABA Grzegorz TUKIN Jadwiga TUKIN Agata WROŃSKA Jarosław WROŃSKI Zuzanna ZATOROWSKA</i>

Print: 14-08-22 12:30:46



**8th European Transplant and Dialysis Sports Championships
16-23 August 2014 Krakow**



RESULTS VIRTUAL TRIATHLON

MEN

Place	Bib	Names	Country	Result	Medal
1	105	Lars Santesson	SWE	01:08.16	Gold
(Cycling Road Race 20 km - 00:37:53, Mini Marathon 5 km 22:36,85, 400 m Freestyle - 8:06,87)					
	393	Kris Van Moere	BEL		
(Cycling Road Race 20 km - 00:34:23, Mini Marathon 5 km 25:04,67, 400 m Freestyle – DNS)					
	454	TerjeAarsand	NOR		
(Cycling Road Race 20 km - 00:43:28, Mini Marathon 5 km – DNS)					

WOMEN

Place	Bib	Names	Country	Result	Medal
1	43	SheilaGregan	IRL	01:28.19	Gold
(Cycling Road Race 20 km - 00:47:54, Mini Marathon 5 km 30:31,27, 400 m Freestyle - 9:44,97)					
2	341	Monika Pilger	GER	01:35.28	Bronze
(Cycling Road Race 20 km - 00:50:08, Mini Marathon 5 km 31:40,82, 400 m Freestyle – 13:39,67)					