

European Transplant & Dialysis Games

- Oxford 2022

Cycling Time Trial Results - Individual



EUROPEAN TRANSPLANT
AND DIALYSIS GAMES
OXFORD 2022

RaceNumber	FirstName	LastName	OrgName	Gender	AgeBand	Position	Time
4035	Ottilie	Quince	Great Britain & Northern Ireland	F	18 to 49	1	13:02.1
3000	Mari	Martínez	Andorra	F	18 to 49	2	14:29.8
3028	Jenny	Glithero	Great Britain & Northern Ireland	F	18 to 49	3	17:27.3
2013	Flora	King	Great Britain & Northern Ireland	F	18 to 49	4	20:27.4
5046	Susan	Tarling	Great Britain & Northern Ireland	F	50 to 69	1	14:34.0
5016	Caroline	White	Great Britain & Northern Ireland	F	50 to 69	2	15:47.8
5022	Diana	Higman	Great Britain & Northern Ireland	F	50 to 69	3	17:16.8
5053	Christina	Hummel	Germany	F	50 to 69	4	17:26.8
5050	Zoe	Dixon	Great Britain & Northern Ireland	F	50 to 69	6	19:28.1
5033	Karen	Flavell	Great Britain & Northern Ireland	F	50 to 69	7	20:04.9
2044	William	Barnett	Great Britain & Northern Ireland	M	18 to 29	1	15:26.4
2029	Matthew	Domingo	Great Britain & Northern Ireland	M	18 to 29	2	17:43.7
2046	William	Mathew	Great Britain & Northern Ireland	M	18 to 29	3	18:20.0
2066	Jan	Fennema	Netherlands	M	18 to 29	DNS	DNS
3007	Cyril	DEL PISTOIA	France	M	30 to 39	1	12:08.3
3073	Tim	Hartman	Netherlands	M	30 to 39	2	12:19.6
3053	Gergő László	Mezei	Hungary	M	30 to 39	3	12:20.8
3043	William	Black	Great Britain & Northern Ireland	M	30 to 39	4	12:27.6
4079	Bart	Rienties	Netherlands	M	40 to 49	1	10:40.6
4003	Jo	Emmers	Belgium	M	40 to 49	2	11:33.8
4095	ANDREJ	ŽIDO	Slovenia	M	40 to 49	3	12:11.7
4021	Gavin	Giles	Great Britain & Northern Ireland	M	40 to 49	4	12:53.2
4014	Benjamin	CORNET	France	M	40 to 49	5	13:33.1
4000	Martin	Krimbacher	Austria	M	40 to 49	6	13:54.7
4033	michael	york	Great Britain & Northern Ireland	M	40 to 49	7	14:00.4
4096	Carlos Alberto	Parravicini	Spain	M	40 to 49	8	14:48.8
4092	António	Rodrigues	Portugal	M	40 to 49	9	16:18.2
5093	Carlo Fabio Marcello	Calcagni	Italy	M	50 to 59	1	11:13.1
5003	Erik	Van Rompaye	Belgium	M	50 to 59	2	12:07.9
5039	Michael	Oliver	Great Britain & Northern Ireland	M	50 to 59	3	12:17.2
5097	Stefano	Caredda	Italy	M	50 to 59	4	12:48.2
5038	Michael	Grisenthwaite	Great Britain & Northern Ireland	M	50 to 59	5	13:05.0
5001	Martin	Krimbacher	Austria	M	50 to 59	6	13:26.4
5112	João	Rebelo Lopes	Portugal	M	50 to 59	7	13:35.1
5036	Mark	Haddock	Great Britain & Northern Ireland	M	50 to 59	8	14:34.1
5045	Stephen	rogers	Great Britain & Northern Ireland	M	50 to 59	9	15:27.2
5029	Ian	Horner	Great Britain & Northern Ireland	M	50 to 59	10	16:03.6
5000	Helmut	Bruckberger	Austria	M	50 to 59	11	17:03.6
5031	Jim	Clarke	Great Britain & Northern Ireland	M	50 to 59	12	17:35.4
5013	Andrew	Dorrian	Great Britain & Northern Ireland	M	50 to 59	13	19:27.0
5121	Teoman	Erdogan	Turkey	M	50 to 59	14	21:49.3
5044	Sean	Rintoul	Great Britain & Northern Ireland	M	50 to 59	DNF	DNF
5019	Darren	Andrews	Great Britain & Northern Ireland	M	50 to 59	DNS	DNS
6059	Ermanno	Manenti	Italy	M	60 to 70+	1	12:17.5
6015	Gerald	Brown	Great Britain & Northern Ireland	M	60 to 70+	2	12:28.2
6054	John	Moran	Ireland	M	60 to 70+	3	12:38.1
6030	Stephen	Donaldson	Great Britain & Northern Ireland	M	60 to 70+	4	13:14.7
7016	Enrico	Dell'Acqua	Italy	M	60 to 70+	5	19:23.0
7002	graham	strugnell	Great Britain & Northern Ireland	M	60 to 70+	DNF	DNF
6012	Andrew	Smith	Great Britain & Northern Ireland	M	60 to 70+	DNS	DNS
6025	Nicholas	Topley	Great Britain & Northern Ireland	M	60 to 70+	DNS	DNS

European Transplant & Dialysis Games - Oxford 2022

Mini Marathon Results - Individual



EUROPEAN TRANSPLANT
AND DIALYSIS GAMES
OXFORD 2022

RaceNumber	FirstName	LastName	OrgName	SportTitle	Type	Gender	AgeBand	Position	Time
2048	Anne Bera	Wierhake	Germany	Mini Marathon	Transplant	F	18 to 29	1	21.58
2010	Charlotte	Douglas	Great Britain & Northern Ireland	Mini Marathon	Transplant	F	18 to 29	2	22.37
2055	Réka	Nagy	Hungary	Mini Marathon	Transplant	F	18 to 29	3	27.02
2004	Julie	VUILLERMET	France	Mini Marathon	Transplant	F	18 to 29	4	29.00
2003	Alice	TAPPING	France	Mini Marathon	Transplant	F	18 to 29	5	40.55
2040	Sophie	Grummitt	Great Britain & Northern Ireland	Mini Marathon	Transplant	F	18 to 29		
3034	Lindsey	Blackburn	Great Britain & Northern Ireland	Mini Marathon	Transplant	F	30 to 49	1	23.31
3008	Laure	Brémaud	France	Mini Marathon	Transplant	F	30 to 49	2	24.12
4039	Robyn	Davidson	Great Britain & Northern Ireland	Mini Marathon	Transplant	F	30 to 49	3	27.11
4022	Helen	Giffin	Great Britain & Northern Ireland	Mini Marathon	Transplant	F	30 to 49	4	29.29
5053	Christina	Hummel	Germany	Mini Marathon	Transplant	F	50+	1	33.06
5034	Karen	Hodgeson	Great Britain & Northern Ireland	Mini Marathon	Transplant	F	50+	2	37.20
5027	Henrietta	Butcher	Great Britain & Northern Ireland	Mini Marathon	Transplant	F	50+	DNS	DNS
3017	Clair	Hartley	Great Britain & Northern Ireland	Mini Marathon	Live Donor	F	Live Donor	1	36.16
505	Ollie	Edwards	Great Britain & Northern Ireland	Mini Marathon	Transplant	M	16 to 29	1	24.18
2044	William	Barnett	Great Britain & Northern Ireland	Mini Marathon	Transplant	M	16 to 29	2	28.36
2016	Henry	Sussum	Great Britain & Northern Ireland	Mini Marathon	Transplant	M	16 to 29	3	31.33
2032	Mohammed	Kafi	Great Britain & Northern Ireland	Mini Marathon	Transplant	M	16 to 29	4	32.11
2024	Khan	Musab	Great Britain & Northern Ireland	Mini Marathon	Transplant	M	16 to 29	DNS	DNS
2074	Maksym	Shulha	Ukraine	Mini Marathon	Transplant	M	16 to 29	DNS	DNS
3041	Rowan	Caney	Great Britain & Northern Ireland	Mini Marathon	Transplant	M	30 to 49	1	18.04
3053	Gergő László	Mezei	Hungary	Mini Marathon	Transplant	M	30 to 49	2	20.33
4099	Freddy	Karlsson	Sweden	Mini Marathon	Transplant	M	30 to 49	3	20.41
3007	Cyril	DEL PISTOIA	France	Mini Marathon	Transplant	M	30 to 49	4	20.51
3052	Dávid	Deri	Hungary	Mini Marathon	Transplant	M	30 to 49	5	21.44
3042	Wayne	Hartley	Great Britain & Northern Ireland	Mini Marathon	Transplant	M	30 to 49	6	22.23
4059	Csaba	Zilaj	Hungary	Mini Marathon	Transplant	M	30 to 49	7	22.52
4051	Iosif	Tzouganakis	Greece	Mini Marathon	Transplant	M	30 to 49	8	23.09
4037	Richard	Bennett	Great Britain & Northern Ireland	Mini Marathon	Transplant	M	30 to 49	9	23.41
3073	Tim	Hartman	Netherlands	Mini Marathon	Transplant	M	30 to 49	10	24.58
4103	Roger Anton	Arnet	Switzerland	Mini Marathon	Transplant	M	30 to 49	11	25.5
4097	Javier	Hereadero Olayo	Spain	Mini Marathon	Transplant	M	30 to 49	12	29.48
4018	David	Cato	Great Britain & Northern Ireland	Mini Marathon	Transplant	M	30 to 49	13	38.2
4026	Jonathan	Parkinson	Great Britain & Northern Ireland	Mini Marathon	Transplant	M	30 to 49	DNS	DNS
3027	Jarrod	Stumke	Great Britain & Northern Ireland	Mini Marathon	Transplant	M	30 to 49	DNS	DNS
4072	ENRICO	PITZALIS	Italy	Mini Marathon	Transplant	M	30 to 49	DNS	DNS

4096	Carlos Alberto	Parravicini	Spain	Mini Marathon	Transplant	M	30 to 49	DNS	DNS
5010	Lionel	Maurice	France	Mini Marathon	Transplant	M	50+	1	20.57
5005	Miloš	Dušek	Czech Republic	Mini Marathon	Transplant	M	50+	2	22.05
5003	Erik	Rompayne	Belgium	Mini Marathon	Transplant	M	50+	3	22.18
5090	Trevor	Lynch	Ireland	Mini Marathon	Transplant	M	50+	4	23.15
5081	Róbert László	Gelencsér	Hungary	Mini Marathon	Transplant	M	50+	5	26.06
6011	Andrew	Lewis	Great Britain & Northern Ireland	Mini Marathon	Transplant	M	50+	6	26.14
7017	GIOVANNI	FADDA	Italy	Mini Marathon	Transplant	M	50+	7	28.22
6058	Arduino	Giorgi	Italy	Mini Marathon	Transplant	M	50+	8	28.23
5114	Pedro José	Grilo	Portugal	Mini Marathon	Transplant	M	50+	9	30.29
6068	Christian	Bayon	Portugal	Mini Marathon	Transplant	M	50+	10	31.35
5004	Tomislav	Žuljević	Bosnia and Herzegovina	Mini Marathon	Transplant	M	50+	11	32.3
6067	Tadeusz	Flak	Poland	Mini Marathon	Transplant	M	50+	12	33.33
7004	Michael	Gibbons	Great Britain & Northern Ireland	Mini Marathon	Transplant	M	50+	13	55.15
6034	Andreas	Christl	Germany	Mini Marathon	Transplant	M	50+	DNS	DNS
5056	Frank	Ruemelin	Germany	Mini Marathon	Transplant	M	50+	DNS	DNS
6019	John	Mould	Great Britain & Northern Ireland	Mini Marathon	Transplant	M	50+	DNS	DNS
5097	Stefano	Caredda	Italy	Mini Marathon	Transplant	M	50+	DNS	DNS
5094	Eugen	Vikoler	Italy	Mini Marathon	Transplant	M	50+	DNS	DNS
5056	Frank	Ruemelin	Germany	Mini Marathon	Dialysis	M	50+	1	21.44
6034	Andreas	Christl	Germany	Mini Marathon	Dialysis	M	50+	2	25.51
6028	Peter	Williamson	Great Britain & Northern Ireland	Mini Marathon	Live Donor	M	Live Donor	1	28.47
6062	Lammert	Hartman	Netherlands	Mini Marathon	Live Donor	M	Live Donor	2	31.00

European Transplant & Dialysis Games - Oxford 2022

Mini Marathon Results - Team



EUROPEAN TRANSPLANT
AND DIALYSIS GAMES
OXFORD 2022

RaceNumber	FirstName	LastName	OrgName	SportTitle	Type	Gender	AgeBand	Position	Time	Team Time
2010	Charlotte	Douglas	Great Britain & Northern Ireland	Mini Marathon	Transplant	F	18 to 29	1	22.37	72.79
3034	Lindsey	Blackburn	Great Britain & Northern Ireland	Mini Marathon	Transplant	F	30 to 49		23.31	
4039	Robyn	Davidson	Great Britain & Northern Ireland	Mini Marathon	Transplant	F	30 to 49		27.11	
2004	Julie	VUILLERMET	France	Mini Marathon	Transplant	F	18 to 29	2	29.00	93.67
2003	Alice	TAPPING	France	Mini Marathon	Transplant	F	18 to 29		40.55	
3008	Laure	Brémaud	France	Mini Marathon	Transplant	F	30 to 49		24.12	
3041	Rowan	Caney	Great Britain & Northern Ireland	Mini Marathon	Transplant	M	30 to 49	1	18.04	63.68
3042	Wayne	Hartley	Great Britain & Northern Ireland	Mini Marathon	Transplant	M	30 to 49		22.23	
4037	Richard	Bennett	Great Britain & Northern Ireland	Mini Marathon	Transplant	M	30 to 49		23.41	
3053	Gergő László	Mezei	Hungary	Mini Marathon	Transplant	M	30 to 49	2	20.33	64.29
3052	Dávid	Deri	Hungary	Mini Marathon	Transplant	M	30 to 49		21.44	
4059	Csaba	Zilaj	Hungary	Mini Marathon	Transplant	M	30 to 49		22.52	

European Transplant & Dialysis Games : DISTANCE CARD

EVENT		Shot Put Men (Transplant + Dialysis)			VENUE		RECORD		DATE			
AGE GROUPS		18-39;40-49;50-59;60-70+			TIME		RECORD					
Order	No	NAME		COUNTRY	1st Trial	2nd Trial	3rd Trial	4th Trial	5th Trial	6th Trial	Best of 6	Final position
					Metres	Metres	Metres	Metres	Metres	Metres	Metres	Metres
1	2042	Tyrie	Kamara	Great Britain & NI		X	2.47	3.89	3.42	X	3.89	4
3	3076	Marek	Wykrota	Poland	10.73	10.00	10.40	R	R	R	10.73	1
4	3019	Daniel	Peel	Great Britain & NI	5.59	6.24	6.50	6.13	R	R	6.50	3
5	3050	Ádám	Velkey-Gu	Hungary	9.62	R	R	R	R	R	9.62	2
6	4070	Mike	Keohane	Ireland	10.35	9.99	9.94	10.33	10.01	10.06	10.35	2
7	4006	Tomas	Burda	Czech Republic	9.94	9.95	10.14	9.97	10.12	9.70	10.14	3
8	4069	Tamás	Mihálovits	Hungary	13.26	13.34	13.71	13.62	X	13.30	13.71	1
10	5028	Iain	Wilkinson	Great Britain & NI	7.73	7.74	7.69	7.30	7.48	7.53	7.74	6
11	5008	Jarmo	Leväinen	Finland	10.19	7.97	R	R	R	R	10.19	3
12	5076	István Sán	Kóródi	Hungary	10.05	10.08	9.37	9.94	11.23	R	11.23	1
13	5121	Teoman	Erdogan	Turkey	9.42	9.82	9.94	10.40	10.16	10.58	10.58	2
14	5067	Georgios	Saroglakis	Greece	8.81	9.26	9.03	8.97	9.15	8.75	9.26	4
15	5054	Dirk	Naumann	Germany	7.14	7.80	7.88	7.87	R	R	7.88	5
16	5059	Stefan	Breidung	Germany	6.80	7.47	6.85	7.06	-	7.54	7.54	7
17	6038	Peter	Rode	Germany	8.86	X	9.20	8.93	X	8.57	9.20	5
18	6065	Andrzej	Haj	Poland	12.16	11.83	-	R	R	R	12.16	1
19	6067	Tadeusz	Flak	Poland	10.23	9.85	10.9	10.02	10.28	10.65	10.9	2
20	6024	Moray	Laing	Great Britain & NI	9.89	10.04	10.63	10.73	10.29	10.4	10.73	3
21	7024	Krzysztof	Górski	Poland	9.83	9.33	10.32	10.55	10.14	10.53	10.55	4
22	7000	Ludwig	Szebereny	Austria	7.36	8.07	7.09	R	R	R	8.07	6
					REFEREE'S SIGNATURE							
									JUDGES' SIGNATURES			

European Transplant and Dialysis Games : HEIGHT CARD

EVENT		Mens High Jump (Transplant)		VENUE														DATE						
Age group		18-59		TIME																				
Order	No	NAME	COUNTRY	108	110	115	120	125	130	135	140	145	150	155	160	165	170	Best of All	Trials at Ht Cleared	Total Failures	Final Position	A or B		
				Metres	Metres	Metres	Metres	Metres	Metres	Metres	Metres	Metres	Metres	Metres	Metres	Metres	Metres	Metres						
1	2016	Henry Sussum	Great Britain & NI							o	o	o	o	XXO	o	XO	XXX	165	2	3	1			
3	3001	Siegfried Meschnig	Austria									o	XXO	XO	XXO	XXX		160	3	5	2			
5	4001	Maximilian Lang	Austria	xxx																	NM			
6	4100	Peter Andreas	Sweden									o	o	xo	R			155	2	1	3			
7	4051	Iosif Tzouganakis	Greece						o	o	xxx							135	1	0	4			
8	4028	Kristian Marsh	Great Britain & NI																			DNS		
9	4034	Nicholas Condon	Great Britain & NI	o	o	o	xo	R										120	2	1	6			
11	5014	Andrew Weller	Great Britain & NI																			DNS		
12	5051	Andreas Zimmermann	Germany	o	o	o	o	xxx										120	1	0	5			
13																								
14																								
15																								
16																								
17																								
																		JUDGES' SIGNATURES						
																		REFEREE'S SIGNATURE						

European Transplant & Dialysis Games : DISTANCE CARD

EVENT		Javelin Throw Men (Transplant + Dialysis)			VENUE				DATE			
AGE GROUPS		18-39, 40-49, 50-69, 70+			TIME				RECORD			
Order	No	NAME		COUNTRY	1st Trial	2nd Trial	3rd Trial	4th Trial	5th Trial	6th Trial	Best of 6	Final position
					Metres	Metres	Metres	Metres	Metres	Metres	Metres	
1	2024	Khan	Musab	Great Britain & NI	19.11	15.58	16.90	17.20	X	11.95	19.11	3
2	2026	Lewis	Evans	Great Britain & NI	↯	↯	↯	↯	↯	↯	↯	
3												
4	3019	Daniel	Peel	Great Britain & NI	30.92	25.39	26.79	30.92	28.87	30.01	30.92	2
5	3050	Ádám	Velkey-Guth	Hungary	22.01	32.40	30.82	33.65	28.15	↯	33.65	1
6	4074	Niccolò	Scelfo	Italy	25.82	28.95	X	X	18.99	23.44	28.95	3
7	4006	Tomas	Burda	Czech Republic	X	20.65	20.92	20.92	22.5	22.32	21.4	4
8	4031	Mark	Chaplin	Great Britain & NI	↯	X	20.60	X	X	20.59	20.6	5
9	4102	Florian	Lorenzana	Switzerland	17.70	X	16.79	X	X	18.71	18.71	6
10	4090	PIOTR	URBAN	Poland	↯	↯	↯	↯	↯	↯	↯	DNS
11	4069	Tamás	Mihálovits	Hungary	33.63	X	X	31.38	29.18	↯	33.63	2
12	4032	Matt	Cave	Great Britain & NI	↯	31.61	38.54	34.49	34.93	36.83	38.54	1
13												
14	5028	Iain	Wilkinson	Great Britain & NI	16.50	15.47	14.51	13.14	↯	↯	16.5	6
15	5047	Toby	Gaddum	Great Britain & NI	↯	↯	↯	↯	↯	↯	↯	DNS
16	5006	Petr	Žitný	Czech Republic	31.29	32.74	X	X	29.44	31.31	32.74	1
17	5008	Jarmo	Leväinen	Finland	25.49	27.57	23.03	25.65	24.86	26.66	27.57	5
18	5076	István Sándor	Kóródi	Hungary	22.39	X	X	X	27.7	29.07	29.07	2
19	5057	Nehar	Nurlu	Germany	↯	↯	↯	↯	↯	↯	↯	DNS
20	5054	Dirk	Naumann	Germany	X	27.57	26.41	26.41	26.02	27.21	27.57	4
21	6060	Adrianus	Verweij	Netherlands	X	16.86	17.3	X	17.35	X	17.35	7
22	6024	Moray	Laing	Great Britain & North	27.30	X	X	28.83	25.94	28.69	28.83	3
23												
24	7003	Kamayah	Appadoo	Great Britain & NI	20.07	15.34	15.76	16.81	18.9	21.04	21.04	3
25	7024	Krzysztof	Górski	Poland	21.44	26.13	23.82	X	24.7	26.85	26.85	1
26	7005	Michael	Halward	Great Britain & NI	↯	↯	↯	↯	↯	↯	↯	DNS
27	7000	Ludwig	Szeberenyi	Austria	22.58	22.71	24.74	21.65	23.37	X	24.74	2
					REFEREE'S SIGNATURE							
									JUDGES' SIGNATURES			

European Transplant & Dialysis Games : DISTANCE CARD

EVENT		Long Jump Transplant Men			VENUE		DATE					
AGE GROUPS		16-29;20-29;40-49;50-59;60-69.			TIME		RECORD					
Order	No	NAME	COUNTRY	1st Trial	2nd Trial	3rd Trial	4th trial	5th Trial	6th Trial	Best of 6	Final position	
				Metres	Metres	Metres	Metres	Metres	Metres	Metres		
1	502	Rian Snell	Great Britain & Northern Ireland	4.81	4.91	4.78	5.21	-	4.85	5.21	3	
2	2037	Sam Pooley	Great Britain & Northern Ireland	4.45	5.00	X	5.29	5.21	4.93	5.29	2	
3	2026	Lewis Evans	Great Britain & Northern Ireland	-	-	-	-	-	-	-	DNS	
4	2073	Konrad Harasimowicz	Poland	5.68	5.91	5.61	X	5.68	5.79	5.91	1	
5	2059	Gabriele Alzati	Italy	-	-	-	-	-	-	-	DNS	
6	2049	Marcel Michna	Germany	4.70	4.57	4.50	4.65	4.14	4.01	4.7	4	
7	4100	Peter Andréas	Sweden	5.19	-	-	-	-	-	5.19	1	
8	4071	DANIELE BORTOLATO	Italy	1.87	3.24	X	3.01	3.01	3.07	3.24	5	
9	4051	Iosif Tzouganakis	Greece	-	-	-	-	-	-	-	DNS	
10	4102	Florian Lorenzana	Switzerland	3.56	3.98	3.87	X	3.82	3.97	3.98	3	
11	4028	Kristian Marsh	Great Britain & Northern Ireland	4.44	X	X	4.39	4.50	4.50	4.50	2	
12	4034	Nicholas Condon	Great Britain & Northern Ireland	3.12	3.25	3.83	X	3.79	X	3.83	4	
13	5014	Andrew Weller	Great Britain & Northern Ireland	3.74	4.04	4.12	3.83	X	-	4.12	2	
14	5081	Róbert Lás Gelencsér	Hungary	4.18	4.40	4.77	4.55	4.72	4.74	4.77	1	
15	5121	Teoman Erdogan	Turkey	3.63	X	3.85	X	-	-	3.85	3	
16	5056	Frank Ruemelin	Germany	2.71	2.59	2.69	2.59	-	-	2.71	4	
17	6033	Vincent Taylor	Great Britain & Northern Ireland	4.56	-	-	-	-	-	4.56	1	
18	6058	Arduino Giorgi	Italy	3.57	X	3.67	3.69	3.48	3.64	3.69	2	
19	6034	Andreas Christl	Germany	-	-	-	-	-	-	-	DNS	
20	6065	Andrzej Haj	Poland	-	-	-	-	-	-	-	DNS	
							REFEREE'S SIGNATURE					
							JUDGES' SIGNATURES					

European Transplant & Dialysis Games : DISTANCE CARD

EVENT		Discus Women			VENUE			DATE				
AGE GROUPS		40-49, 60-69			TIME			RECORD				
Order	No	NAME		COUNTRY	1st Trial	2nd Trial	3rd Trial	4th Trial	5th Trial	6th Trial	Best of 6	Final position
					Metres	Metres	Metres	Metres	Metres	Metres	Metres	
1	4053	Maria	Zachariadou	Greece	16.21	X	14.91	14.41	X	13.99	16.21	3
2	4011	Johanna	Kankaanpää	Finland	X	16.57	15.68	X	X	16.15	16.57	2
4	5048	Tracey	Griffiths	Great Britain & NI	19.39	17.37	20.52	20.35	18.42	21.04	21.04	1
5												
6	6066	Krystyna	Murdzek	Poland	8.95	9.14	X	X	X	X	9.14	3
7	6016	Helen	Wilson	Great Britain & NI	14.53	16.50	14.43	15.78	16.3	17.39	17.39	1
8	6001	Renata	Hoenisch	Austria	10.31	10.41	10.80	11.09	11.57	11.25	11.57	2
9												
10												
11												
12												
13												
					REFEREE'S SIGNATURE							
					JUDGES' SIGNATURES							

European Transplant & Dialysis Games : DISTANCE CARD

EVENT		Discus Men (Transplant + Dialysis)					Referee Signature					
AGE GROUPS		30-49;50-59;60-69;70+					Judges Signature					
Order	No	NAME		COUNTRY	1st Trial	2nd Trial	3rd Trial	4th Trial	5th Trial	6th Trial	Best of 6	Final position
					Metres	Metres	Metres	Metres	Metres	Metres	Metres	
1	3076	Marek	Wykrota	Poland	X	27.22	X	X	21.49	23.03	27.89	2
3	4074	Niccolò	Scelfo	Italy	X	18.90	16.87	18.58	18.23	19.77	19.77	6
4	4070	Mike	Keohane	Ireland	24.22	X	23.96	22.56	22.42	X	24.22	4
5	4006	Tomas	Burda	Czech Republic	19.37	19.29	20.09	20.90	19.61	X	20.90	5
6	4090	PIOTR	URBAN	Poland	22.64	X	23.74	24.38	22.46	21.07	24.38	3
7	4069	Tamás	Mihálovits	Hungary	30.53	32.24	X	32.20	32.41	X	32.41	1
8												
9	5028	Iain	Wilkinson	Great Britain & NI	19.21	20.29	20.09	19.52	19.14	20.52	20.52	3
10	5006	Petr	Žitný	Czech Republic	X	19.37	X	18.94	19.78	X	19.78	5
11	5008	Jarmo	Leväinen	Finland	15.44	17.15	X	19.20	20.31	17.81	20.31	4
12	5076	István Sándor	Kóródi	Hungary	22.47	19.84	X	21.47	23.53	22.91	23.53	2
13	5057	Nehar	Nurlu	Germany	-	-	-	-	-	-	DNS	-
14	5067	Georgios	Saroglakis	Greece	23.94	23.84	23.79	23.72	25.71	25.78	25.78	1
15	5054	Dirk	Naumann	Germany	17.72	18.98	X	17.88	X	X	18.98	6
16	5040	Nicholas	Stonehouse	Great Britain & NI	-	-	-	-	-	-	DNS	-
17												
18	6064	Willem	Heinis	Netherlands	X	24.60	27.10	X	27.54	26.69	27.54	2
19	6038	Peter	Rode	Germany	X	r					NM	-
20	6065	Andrzej	Haj	Poland	28.91	X	29.39	X	X	28.71	29.39	1
21	6060	Adrianus	Verweij	Netherlands	18.25	18.78	X	X	X	16.67	18.78	4
22	6024	Moray	Laing	Great Britain & NI	20.71	20.48	X	20.55	22.50	X	22.5	3
23	7024	Krzysztof	Górski	Poland	18.84	21.26	X	X	X	19.88	21.26	2
24	7005	Michael	Halward	Great Britain & NI	-	-	-	-	-	-	DNS	-
25	7000	Ludwig	Szeberenyi	Austria	21.95	X	X	19.89	20.66	22	22	1

REVISED 19/08/2022

European Transplant & Dialysis Games : DISTANCE CARD

EVENT		Long Jump Women (Transplant)			VENUE				DATE			
AGE GROUPS		18-49			TIME		RECORD					
Order	No	NAME		COUNTRY	1st Trial	2nd Trial	3rd Trial	4th Trial	5th Trial	6th Trial	Best of 6	Final position
					Metres	Metres	Metres	Metres	Metres	Metres	Metres	Metres
1	2002	Alina	Nyholm	Finland	3.66	NJ	2.98	-	X	X	3.66	3
2	2023	Kelly	Chadwick	Great Britain & NI	5.53	3.61	-	5.27	-	5.36	5.53	1
4	4104	Sandra	Strebel	Switzerland	2.93	2.92	3.05	3.02	3.26	2.84	3.26	4
5	4011	Johanna	Kankaanpa	Finland	3.93	3.83	X	X	X	-	3.93	2
6												
7												
8												
9												
10												
11												
12												
13												
14												
15												
16												
17												
18												
19												
20												
21												
22												
							REFEREE'S SIGNATURE					
							JUDGES' SIGNATURES					

Finish - Results

Start: 26/08/2022 10:01:30.77

Place	Id	Lane	First Name	Last Name	Affiliation	Time	User 1
1	5009	5	Mervi	Kurula	Finland	24:09.17	
2	6001	8	Renata	Hoensch	Austria	27:48.90	
3	6002	7	Lydia	Ledinek	Belgium	35:35.26	
4	4002	4	Ann-Sophie	Claeys	Belgium	36:52.21	
DNS	2003	1	Alice	Tapping	France		
DNS	3035	2	Marie	Davies	Great Britain & Northern		
DNS	3003	3	Rozemarijn (Roos)	De Smet	Belgium		
DNS	6066	6	Krystyna	Murdzek	Poland		

18 - 59

1st Mervi Kurula

2nd Ann-Sophie Claeys

60+

1st Renata Hoensch

2nd Lydia Ledinek.

Finish - Results

Camera S/N: 51805

Start: 26/08/2022 11:04:26.57 Wind: +1.4 M/S

Place	Id	Lane	First Name	Last Name	Affiliation	Time	User 1
1	4011	5	Johanna	Kankaanpää	Finland	14.92	
2	4036	4	Rebecca Jayne	Seaton	Great Britain & Northern	15.76	
3	4055	3	Xanthi	Mpitzidou	Greece	17.50	
4	4027	6	Ketai	Sithole	Great Britain & Northern	21.50	

Finish - Results

Camera S/N: 51805

Start: 26/08/2022 11:01:27.00 Wind: +2.8 M/S

Place	Id	Lane	First Name	Last Name	Affiliation	Time	User 1
1	3070	3	Lieselotte	Schoemaker	Netherlands	12.26	
2	2023	2	Kelly	Chadwick	Great Britain & Northern	12.76	
3	2002	1	Alina	Nyholm	Finland	16.00	
		6					
		7					
		8					
DNS	3006	4	Pinja	EkstrÅflm	Finland		
DNS	3083	5	Selma	Dilek	Turkey		

Finish - Results

Camera S/N: 51805

Start: 26/08/2022 11:11:06.89 Wind: +1.6 M/S

Place	Id	Lane	First Name	Last Name	Affiliation	Time	User 1
1	5065	4	Eirini	Michailidi	Greece	16.63	
2	6022	6	Michelle	Mitchell	Great Britain & Northern	17.04	
3	5052	5	Birgit	Jamel-Eichenauer	Germany	17.70	
4	5111	3	Dora	Saraiva	Portugal	19.61	
5	6055	7	Marie	O'Connor	Ireland	22.41	
6	6008	2	Andrea	Draper	Great Britain & Northern	23.26	
		1					
		8					

50 - 59

1st Eirini Michailidi

2nd Birgit Jamel-Eichenauer

3rd Dora Saraiva

60 +

1st Michelle Mitchell

2nd Marie O'Connor

3rd Andrea Draper

Finish - Results

Start: 26/08/2022 11:18:04.07 Wind: +0.4 M/S

Place	Id	Lane	First Name	Last Name	Affiliation	Time	User 1
1	2026	3	Lewis	Evans	Great Britain & Northern	11.01	
2	2073	4	Konrad	Harasimowicz	Poland	11.96	
3	3050	7	ÃdÃqm	Velkey-Guth	Hungary	12.13	
4	502	2	Rian	Snell	Great Britain & Northern	12.16	
5	3076	6	Marek	Wykrota	Poland	12.83	
DNS	3027	5	Jarrod	Stumke	Great Britain & Northern		

16 - 29

1st Lewis Evans

2nd Konrad Harasimowicz

3rd Rian Snell

30 - 39

1st Adam Velkey - Guth

2nd Marek Wykrota

Finish - Results

Camera S/N: 51805

Start: 26/08/2022 11:24:17.65 Wind: -1.2 M/S

Place	Id	Lane	First Name	Last Name	Affiliation	Time	User 1
1	4100	2	Peter	AndrÅ©as	Sweden	12.02	
2	4028	5	Kristian	Marsh	Great Britain & Northern	12.74	
3	4059	4	Csaba	Zilaj	Hungary	13.53	
4	4050	6	Dimos	Tripilopoulos	Greece	14.98	
5	4093	1	Claudio	Mendes	Portugal	29.82	
6	4051	3	Iosif	Tzouganakis	Greece	32.24	

Finish - Results

Camera S/N: 51805

Start 26/08/2022 11:29:25.32 Wind: -0.4 M/S

Place	Id	Lane	First Name	Last Name	Affiliation	Time	User 1
1	5081 3081	5	ROBERT Kristian	GELENCSER March	HUNGARY Great Britain & Northern	13.40	
2	5014	3	Andrew	Weller	Great Britain & Northern	13.86	
3	5008	4	Jarmo	LevÄäpinen	Finland	16.02	

Finish - Results

Camera S/N: 51805

Start: 26/08/2022 12:27:55.04 Wind: -2.6 M/S

Place	Id	Lane	First Name	Last Name	Affiliation	Time	User 1
1	5093	11	Carlo Fabio Marcello	Calcagni	Italy	4:54.71	
2	3053	1	Gergő László	Mezei	Hungary	5:24.14	
3	5010	8	Lionel	Maurice	France	5:28.28	
4	4059	4	Csaba	Zilaj	Hungary	5:38.73	
5	5090	9	Trevor	Lynch	Ireland	5:45.00	
6	5056	12	Frank	Ruemelin	Germany	5:46.99	
7	4013	5	Risto	Rönkkö	Finland	5:53.30	
8	6054		John	Moran	Ireland	6:24.42	
9	6015		Gerald	Brown	Great Britain & NI	6:24.43	
10	6011		Andrew	Lewis	Great Britain & Northern	6:25.28	
11	4014	6	Benjamin	CORNET	France	6:36.92	
12	6034		Andreas	Christl	Germany	6:37.40	
13	5114	10	Pedro José	Grilo	Portugal	7:34.62	
14	7004		Michael	Gibbons	Great Britain & Northern	14:38.10	
DNS	4007	2	Vojtěch	Koudelka	Czech Republic		
DNS	4050	3	Dimos	Tripilopoulos	Greece		
DNS	5063	7	Christoforos	Polydorou	Greece		

30-49

1st Gergő László Mezei
 2nd Csaba Zilaj
 3rd Risto Rönkkö

60+

1st John Moran
 2nd Gerald Brown
 3rd Andrew Lewis

50-59

1st Lionel Maurice
 2nd Trevor Lynch
 3rd Frank Ruemelin

Special Achievement
 Carlo Fabio Marcello Calcagni

Finish - Results

Camera S/N: 51805

Start: 26/08/2022 12:12:02.56 Wind: +0.1 M/S

Place	Id	Lane	First Name	Last Name	Affiliation	Time	User 1
1	5010	3	Lionel	Maurice	France	1:14.98	
2	5087	4	James	Nolan	Ireland	1:18.14	
3	6015	7	Gerald	Brown	Great Britain & NI	1:19.73	
4	5063	2	Christoforos	Polydorou	Greece	1:22.19	
5	6011	6	Andrew	Lewis	Great Britain & Northern	1:29.51	
6	6019	1	John	Mould	Great Britain & Northern	1:36.11	
7	7004	8	Michael	Gibbons	Great Britain & Northern	2:27.38	
DNS	5057	5	Nehar	Nurlu	Germany		

50 - 59

1st Lionel Maurice
 2nd James Nolan
 3rd Christoforos Polydorou

60 +

1st Gerald Brown
 2nd Andrew Lewis
 3rd John Mould

Finish - Results

Camera S/N: 51805

Start: 26/08/2022 12:04:59.75 Wind: -1.8 M/S

Place	Id	Lane	First Name	Last Name	Affiliation	Time	User 1
1	4032	8	Matt	Cave	Great Britain & Northern	57.23	
2	4007	5	VojtÄch	Koudelka	Czech Republic	59.73	
3	4059	6	Csaba	Zilaj	Hungary	1:02.91	
4	4037	4	Richard	Bennett	Great Britain & Northern	1:08.18	
5	4001	2	Maximilian	Lang	Austria	2:23.34	
DNS	4093	3	Claudio	Mendes	Portugal		
DNS	4013	7	Risto	RÄŕnkkÄŕ	Finland		

Finish - Results

Camera S/N: 51805

Start: 26/08/2022 11:59:06.38 Wind: -0.2 M/S

Place	Id	Lane	First Name	Last Name	Affiliation	Time	User 1
1	2073	3	Konrad	Harasimowicz	Poland	53.37	
2	2037	2	Sam	Pooley	Great Britain & Northern	53.67	
3	3076	6	Marek	Wykrota	Poland	1:01.62	
4	2049	4	Marcel	Michna	Germany	1:02.67	
DNS	3040	5	Richard	Simpson	Great Britain & NI		

Finish - Results

Camera S/N: 51805

Start: 26/08/2022 11:52:25.03 Wind: +1.1 M/S

Place	Id	Lane	First Name	Last Name	Affiliation	Time	User 1
1	6022	6	Michelle	Mitchell	Great Britain & Northern	1:26.46	
2	5027	5	Henrietta	Butcher	Great Britain & Northern	1:35.84	
3	5111	4	Dora	Saraiva	Portugal	2:08.91	

Finish - Results

Camera S/N: 51805

Start: 26/08/2022 11:47:31.86 Wind: +1.0 M/S

Place	Id	Lane	First Name	Last Name	Affiliation	Time	User 1
1	2001	2	Aude	Vandenputte	Belgium	1:03.56	
2	3006	5	Pinja	Ekstr�m	Finland	1:07.18	
3	2055	3	R�ka	Nagy	Hungary	1:14.23	

18-29

1st Aude Vand enputte

2nd Reka Nagy

30+

1st Pinja Ekstrom

Finish - Results

Camera S/N: 51805

Start: 26/08/2022 11:36:28.45 Wind: +0.2 M/S

Place	Id	Lane	First Name	Last Name	Affiliation	Time	User 1
1	6033	3	Vincent	Taylor	Great Britain & Northern	13.65	
2	6065	5	Andrzej	Haj	Poland	14.06	
3	7015	6	Ronald	Grainger	Ireland	16.40	
4	6038	4	Peter	Rode	Germany	20.87	

Finish - Results

Camera S/N: 51805

Start: 27/08/2022 10:33:11.28 Wind: -1.0 M/S

5-49
50-59
60-70
70+

A/B

Place	Id	Lane	First Name	Last Name	Affiliation	Time	User 1
1	JA 5093	1	Carlo Fabio Marcello	Calcagni	Italy	27:01.87	
2	I 5005	15	Miloš	Dušek	Czech Republic	27:25.31	
3	4070	6	Mike	Keohane	Ireland	30:32.71	
4	6058	I 20	Arduino	Giorgi	Italy	33:51.96	
5	4014	9	Benjamin	CORNET	France	34:03.73	
6	2 5058	11	Ralf	Struckhof	Germany	34:44.60	
7	6019	2 19	John	Mould	Great Britain & Northern	35:09.11	
8	3 5109	17	Andrzej	Lewandowski	Poland	37:12.11	
9	4003	7	Jo	Emmers	Belgium	39:20.90	
10	4074	5	Niccolò	Scelfo	Italy	39:28.87	
11	4 5114	13	Pedro José	Grilo	Portugal	39:33.55	
12	5 5000	12	Helmut	Bruckberger	Austria	39:47.83	
13	6041	3 21	Ulrich	Ahammer	Germany	40:11.93	
14	3029	2	John	Cross	Great Britain & Northern	42:13.95	
15	4001	4	Maximilian	Lang	Austria	42:16.94	
16	6 5013	10	Andrew	Dorrian	Great Britain & Northern	47:33.98	
DNF	5174						
DNS	3048	3	Robert	Grabowski	Germany		
DNS	4051	8	Iosif	Tzouganakis	Greece		
DNS	5094	14	Eugen	Vikoler	Italy		
DNS	5003	16	Erik	Van Rompaye	Belgium		
DNS	6042	18	Ulrich	Bittner	Germany		
DNS	7003	22	Kamayah	Appadoo	Great Britain & Northern		

Finish - Results

Camera S/N: 51805

Start: 27/08/2022 11:33:41.04 Wind: -1.6 M/S

Place	Id	Lane	First Name	Last Name	Affiliation	Time	User 1
1	3070	4	Lieselotte	Schoemaker	Netherlands	25.3*	
2	2023	3	Kelly	Chadwick	Great Britain & Northern	26.7*	
3	1 4011	6	Johanna	Kankaanpää	Finland	33.0*	
4	2 4036	5	Rebecca Jayne	Seaton	Great Britain & Northern	33.4*	

*Manually entered time

AB

Finish - Results

Start: 27/08/2022 11:38:52.16 Wind: +1.2 M/S

Place	Id	Lane	First Name	Last Name	Affiliation	Time	User 1
1	6022	6	Michelle	Mitchell	Great Britain & Northern	35.71	
2	5065	3	Eirini	Michailidi	Greece	35.94	
3	5052	4	Birgit	Jamel-Eichenauer	Germany	37.64	
4	5111	2	Dora	Saraiva	Portugal	48.60	
5	6008	5	Andrea	Draper	Great Britain & Northern	55.68	
		1					
		7					
		8					

433

Finish - Results

Start: 27/08/2022 11:46:22.88 Wind: -2.2 M/S

Place	Id	Lane	First Name	Last Name	Affiliation	Time	User 1
1	2026	5	Lewis	Evans	Great Britain & Northern	22.84	
2	2073	4	Konrad	Harasimowicz	Poland	23.99	
3	2037	3	Sam	Pooley	Great Britain & Northern	24.08	
DNS	3050	6	Adm	Velkey-Guth	Hungary		

Finish - Results

Start: 27/08/2022 11:51:38.77 Wind: -1.2 M/S

Place	Id	Lane	First Name	Last Name	Affiliation	Time	User 1
1	4032	3	Matt	Cave	Great Britain & Northern	25.27	
2	4059	4	Csaba	Zilaj	Hungary	27.94	
3	4037	5	Richard	Bennett	Great Britain & Northern	30.20	
4	4050	6	Dimos	Tripilopoulos	Greece	30.78	

Finish - Results

Camera S/N: 51805

Start: 27/08/2022 12:02:17.56 Wind: -0.5 M/S

0-59
60-70+

Place	Id	Lane	First Name	Last Name	Affiliation	Time	User 1
1	5081	5	Rbert Lszl	Gelencsr	Hungary	27.59	
2	6033	6	Vincent	Taylor	Great Britain & Northern	28.35	
3	5014	3	Andrew	Weller	Great Britain & Northern	28.87	
4	5087	4	James	Nolan	Ireland	34.51	
5	5063	2	Christoforos	Polydorou	Greece	34.80	
6	6054	7	John	Moran	Ireland	41.80	

Finish - Results

Camera S/N: 51805

Start: 27/08/2022 12:13:45.75

Place	Id	Lane	First Name	Last Name	Affiliation	Time	User 1
1	2001	1	Aude	Vandenputte	Belgium	2:33.51	
2	3006	4	Pinja	EkstrÅlmm	Finland	2:51.52	
3	2055	3	RÅ©ka	Nagy	Hungary	3:02.41	
4	5027	6	Henrietta	Butcher	Great Britain & Northern	3:26.24	
5	6022	8	Michelle	Mitchell	Great Britain & Northern	3:30.43	
6	6026	9	Nicki	Detko	Great Britain & Northern	4:12.45	
7	5052	7	Birgit	Jamel-Eichenauer	Germany	4:32.96	
8	5034	5	Karen	Hodgson	Great Britain & Northern	4:47.46	
DNS	2048	2	Anne Bera	Wierhake	Germany		
DNS	6001	10	Renata	Hoensch	Austria		

Finish - Results

Camera S/N: 51805

Start: 27/08/2022 12:45:34.85

Place	Id	Lane	First Name	Last Name	Affiliation	Time	User 1
1	3053	3	Gergő László ³	Mezei	Hungary	2:34.82	
2	4007	6	Vojtěch	Koudelka	Czech Republic	2:38.60	
3	5010	1	Lionel	Maurice	France	2:41.86	
4	5090	2	Trevor	Lynch	Ireland	2:46.78	
5	4037	5	Richard	Bennett	Great Britain & Northern	2:50.23	
6	4013	8	Risto	Räinkkää	Finland	2:53.14	
7	6054	1	John	Moran	Ireland	3:07.99	
8	6015	2	Gerald	Brown	Great Britain & NI	3:09.17	
9	6011	3	Andrew	Lewis	Great Britain & Northern	3:09.45	
10	7017	4	Giovanni	FADDA	Italy	3:47.37	

Finish - Results

Start: 27/08/2022 13:16:05.10

Place	Id	Lane	First Name	Last Name	Affiliation	Time	User 1
1	GBR-A	3			Great Britain & Northern	1:00.51	
2	FIN	2			Finland	1:03.62	
3	GBR-B	4			Great Britain & Northern	1:16.54	

Finish - Results

Start: 27/08/2022 13:26:50.96

Place	Id	Lane	First Name	Last Name	Affiliation	Time	User 1
1	GBR-A	2	GOLD		Great Britain & Northern	46.27	
2	GBR-B	4			Great Britain & Northern	52.92	
3	FIN	7	SILVER		Finland	1:03.18	
4	DEU	3	BRONZE		Germany	1:03.86	
5	PRT	8			Portugal	1:06.31	
6	FRA	6			France	1:08.02	
7	IRL	1			Ireland	1:13.05	
DQ T24.19	HUN	5			Hungary		

Finish - Results

Camera S/N: 51805

Start: 27/08/2022 13:46:00.64

Place	Id	Lane	First Name	Last Name	Affiliation	Time	User 1
1	2048	3	Anne Bera	Wierhake	Germany	5:30.85	
2	2010	1	Charlotte	Douglas	Great Britain & Northern	5:43.10	
3	3034	5	Lindsey	Blackburn	Great Britain & Northern	6:06.50	
4	2004	2	Julie	VUILLERMET	France	7:10.75	
5	5027	7	Henrietta	Butcher	Great Britain & Northern	7:24.60	
6	5034	6	Karen	Hodgson	Great Britain & Northern	9:40.80	
DNS	2003	4	Alice	Tapping	France		
DNS	6022	8	Michelle	Mitchell	Great Britain & Northern		
DNS	6001	9	Renata	Hoenisch	Austria		

European Transplant & Dialysis Games : DISTANCE CARD

EVENT		BALL THROW WOMEN (Transplant)			VENUE			DATE	
AGE GROUPS		18 to 49, 50 to 69			TIME			RECORD	
Order	No	NAME		COUNTRY	1st Trial	2nd Trial	3rd Trial	Best of three throws	Place
					Metres	Metres	Metres	Metres	
	6:E26A6:E29A6:E28A6:A6:E26								
2	2013	Flora	King	Great Britain & Northern Ireland	33.27	38.74	44.20	44.20	1
3	3049	Marina	Pitropaki	Greece	27.04	21.32	26.82	27.04	4
4	4002	Ann-Sophie	Claeys	Belgium	DNS	DNS	DNS	DNS	DNS
5	4011	Johanna	Kankaanpää	Finland	27.27	31.81	27.06	31.81	2
6	4091	Sabina	Kuchnia	Poland	23.10	20.17	23.89	23.89	5
7	4004	Marijana	Lovrinovic - Furundzija	Bosnia and Herzegovina	23.16	20.16	21.33	23.16	6
8	4048	Asimina	Mpousoula	Greece	15.16	17.08	17.75	17.75	7
9	4104	Sandra	Strebel	Switzerland	20.68	27.42	26.80	27.42	3
10									
11	5048	Tracey	Griffiths	Great Britain & Northern Ireland	25.20	24.90	25.14	25.20	1
12	5009	Mervi	Kurula	Finland	15.14	13.94	18.66	18.66	4
13	5124	Monika	Scholer	Germany	20.60	19.50	20.56	20.60	2
14	6066	Krystyna	Murdzek	Poland	12.36	15.99	19.16	19.16	3
15	6055	Marie	O Connor	Ireland	12.44	18.28	18.09	18.28	5
								REFEREE'S SIGNATURE	
								JUDGES' SIGNATURES	

Continued on Page 2

European Transplant & Dialysis Games : DISTANCE CARD

EVENT		BALL THROW WOMEN (Transplant)			VENUE			DATE	
AGE GROUPS		18 to 49, 50 to 69			TIME			RECORD	
Order	No	NAME	COUNTRY	1st Trial	2nd Trial	3rd Trial	Best of three throws	Place	
				Metres	Metres	Metres	Metres		
6:E26A6:E29A6:E28A6:A6:E26									
2	2013	Flora King	Great Britain & Northern Ireland	33.27	38.74	44.20	44.20	1	
3	3049	Marina Pitropaki	Greece	27.04	21.32	26.82	27.04	4	
4	4002	Ann-Sophie Claeys	Belgium	DNS	DNS	DNS	DNS	DNS	
5	4011	Johanna Kankaanpää	Finland	27.27	31.81	27.06	31.81	2	
6	4091	Sabina Kuchnia	Poland	23.10	20.17	23.89	23.89	5	
7	4004	Marijana Lovrinovic - Furundzija	Bosnia and Herzegovina	23.16	20.16	21.33	23.16	6	
8	4048	Asimina Mpousoula	Greece	15.16	17.08	17.75	17.75	7	
9	4104	Sandra Strebels	Switzerland	20.68	27.42	26.80	27.42	3	
10									
11	5048	Tracey Griffiths	Great Britain & Northern Ireland	25.20	24.90	25.14	25.20	1	
12	5009	Mervi Kurula	Finland	15.14	13.94	18.66	18.66	4	
13	5124	Monika Scholer	Germany	20.60	19.50	20.56	20.60	2	
14	6066	Krystyna Murdzek	Poland	12.36	15.99	19.16	19.16	3	
15	6055	Marie O Connor	Ireland	12.44	18.28	18.09	18.28	5	
								REFEREE'S SIGNATURE	
Continued on Page 2									
JUDGES' SIGNATURES									

European Transplant & Dialysis Games : DISTANCE CARD

EVENT		BALL THROW MEN (Transplant and Dialysis)			VENUE			DATE	
AGE GROUPS		30 to 39, 40 to 49			TIME			RECORD	
Order	No	NAME		COUNTRY	1st Trial	2nd Trial	3rd Trial	Best of three throws	Place
					Metres	Metres	Metres	Metres	
								0.00	
5	3029	John	Cross	Great Britain & Northern Ireland	41.20	36.18	42.47	42.47	4
6	3039	Philip	Kelly	Great Britain & Northern Ireland	52.97	53.42	55.43	55.43	3
7	3019	Daniel	Peel	Great Britain & Northern Ireland	52.97	58.31	58.63	58.63	2
9	3076	Marek	Wykrota	Poland	59.04	59.04	53.38	59.04	1
10									
11	4071	DANIELE	BORTOLATO	Italy	37.48	40.80	41.77	41.77	4
12	4006	Tomas	Burda	Czech Republic	45.27	46.82	47.10	47.10	5
13	4032	Matt	Cave	Great Britain & Northern Ireland	64.43	66.60	61.38	66.60	1
14	4052	Konstantino	Kalos	Greece	DNS	DNS	DNS	DNS	DNS
15	4069	Tamás	Mihálovits	Hungary	46.70	46.62	50.21	50.21	3
16	4074	Niccolò	Scelfo	Italy	DNS	DNS	DNS	DNS	DNS
17	4050	Dimos	Tripilopoulos	Greece	59.74	64.86	58.52	64.86	2
Continued on Page 2					REFEREE'S SIGNATURE				
					JUDGES' SIGNATURES				

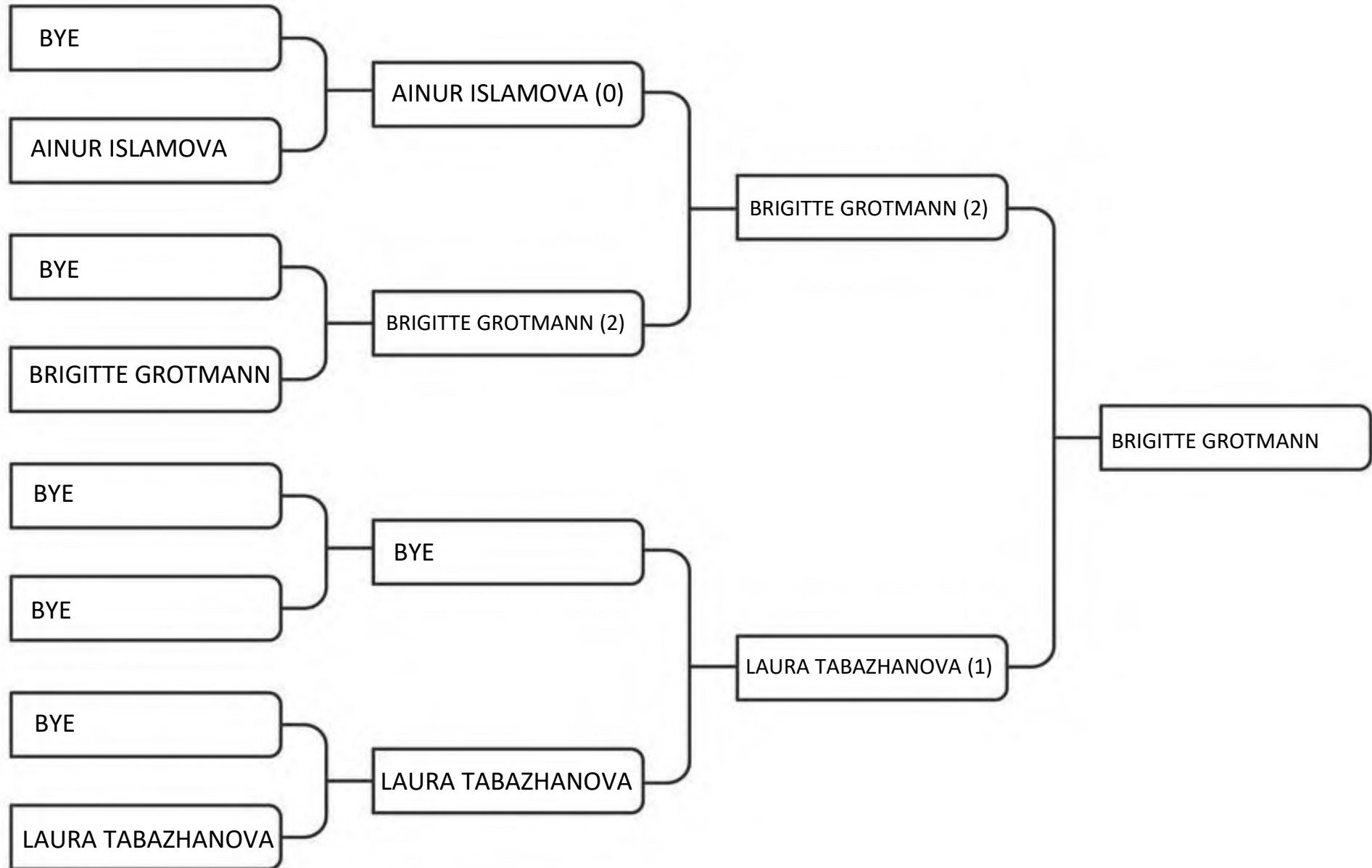
European Transplant & Dialysis Games : DISTANCE CARD

EVENT		BALL THROW MEN (Transplant and Dialysis)			VENUE			DATE	
AGE GROUPS		50-59, 70+			TIME			RECORD	
Order	No	NAME	COUNTRY	1st Trial Metres	2nd Trial Metres	3rd Trial Metres	Best of three throws Metres	Place	
3	5118	VASILE BUDAI	Romania	23.10	22.10	23.41	23.41	6	
4	5121	Teoman Erdogan	Turkey	DNS	DNS	DNS	DNS	DNS	
5	5047	Toby Gaddum	Great Britain & Northern Ireland	41.04	44.84	41.89	44.84	2	
6	5008	Jarmo Leväinen	Finland	35.90	41.40	39.82	41.40	4	
7	5054	Dirk Naumann	Germany	44.22	43.04	39.12	44.22	3	
8	5006	Petr Žitný	Czech Republic	54.10	54.49	49.96	54.49	1	
9	5004	Tomislav Žuljević	Bosnia and Herzegovina	32.45	39.03	30.74	39.03	5	
10									
11	7003	Kamayah Appadoo	Great Britain & Northern Ireland	30.84	36.53	36.53	36.53	3	
12	7016	Enrico Dell'Acqua	Italy	DNS	DNS	DNS	DNS	DNS	
13	7024	Krzysztof Górski	Poland	40.40	40.47	34.92	40.47	1	
14	7000	Ludwig Szeberenyi	Austria	31.22	39.35	30.39	39.35	2	
15									
				REFEREE'S SIGNATURE					
Continued on Page 2									
				JUDGES' SIGNATURES					

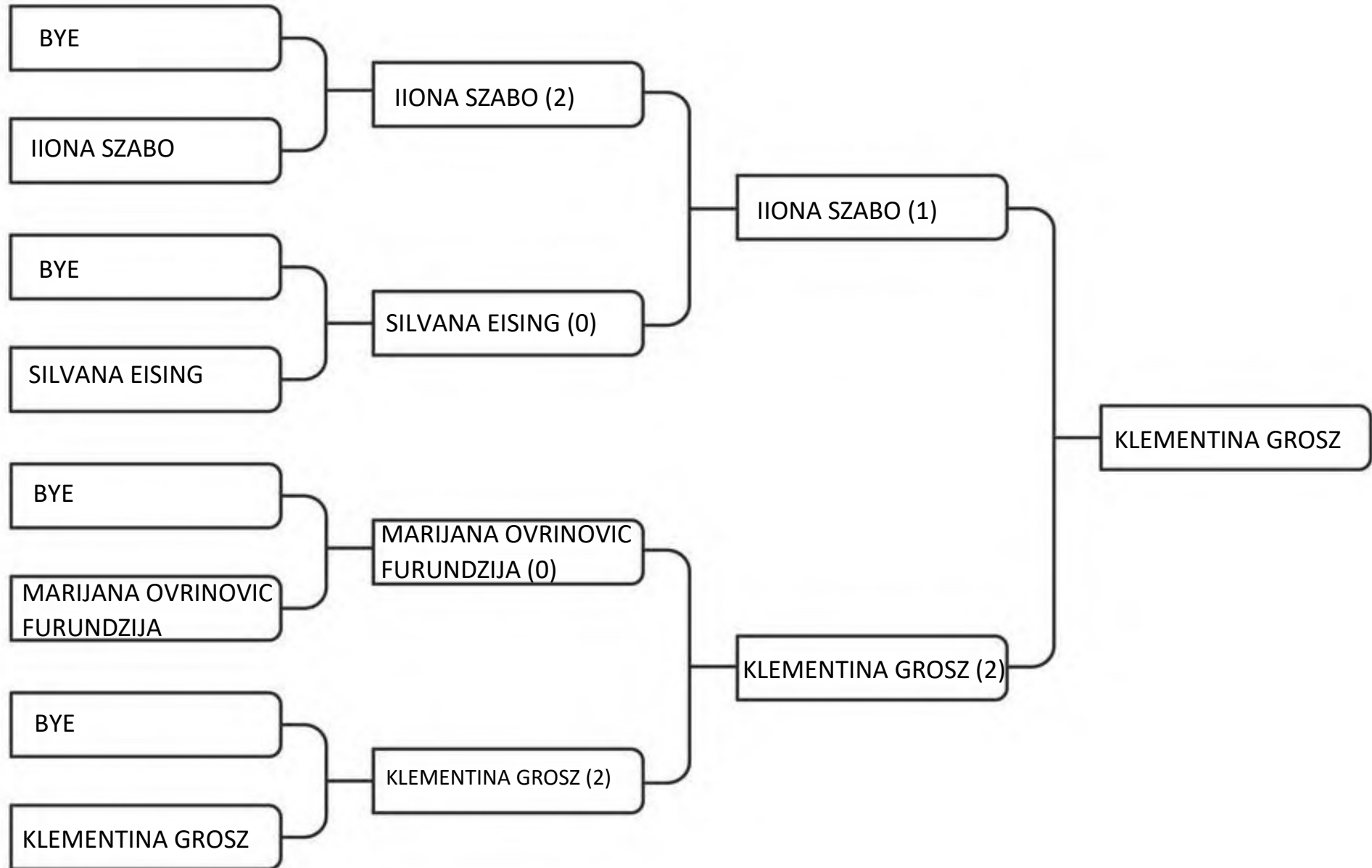
European Transplant & Dialysis Games : DISTANCE CARD

EVENT		BALL THROW MEN DIALYSIS			VENUE			DATE	
AGE GROUPS		18-59			TIME			RECORD	
Order	No	NAME	COUNTRY	1st Trial Metres	2nd Trial Metres	3rd Trial Metres	Best of three throws Metres	Place	
2	2041	Suen	Abiola	Great Britain & Northern Ireland	49.47	X	40.44	49.47	2
3	3075	Ivan	Pronin	Ukraine	38.72	44.44	45.89	45.89	4
4	3050	Adam	Velkey-Guth	Hungary	47.92	50.20	-	50.20	1
5	5059	Stefan	Breidung	Germany	49.35	45.43	44.68	49.35	3
6									
				REFEREE'S SIGNATURE					
Continued on Page 2									
				JUDGES' SIGNATURES					

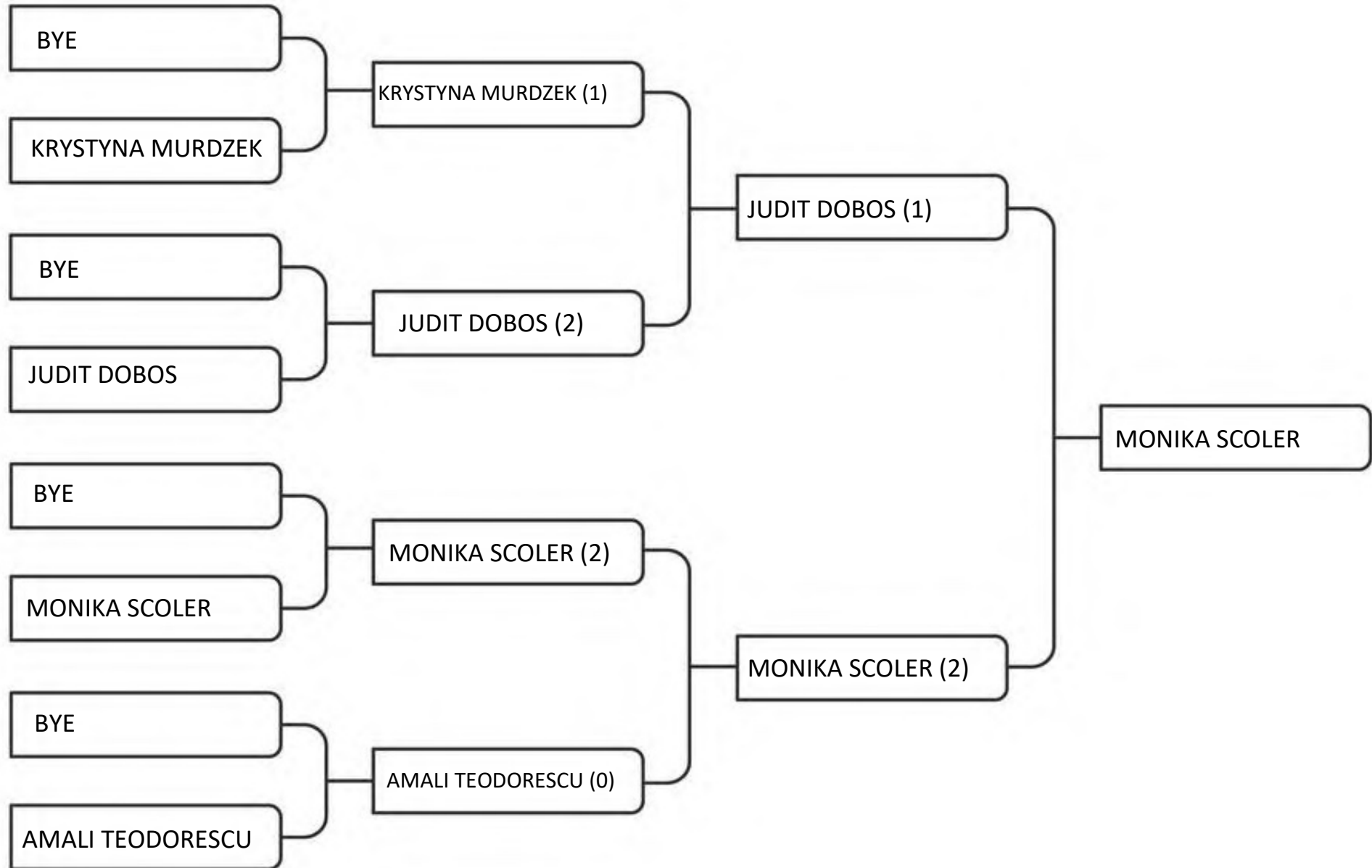
DARTS: Ladies 18 – 39 Group Singles



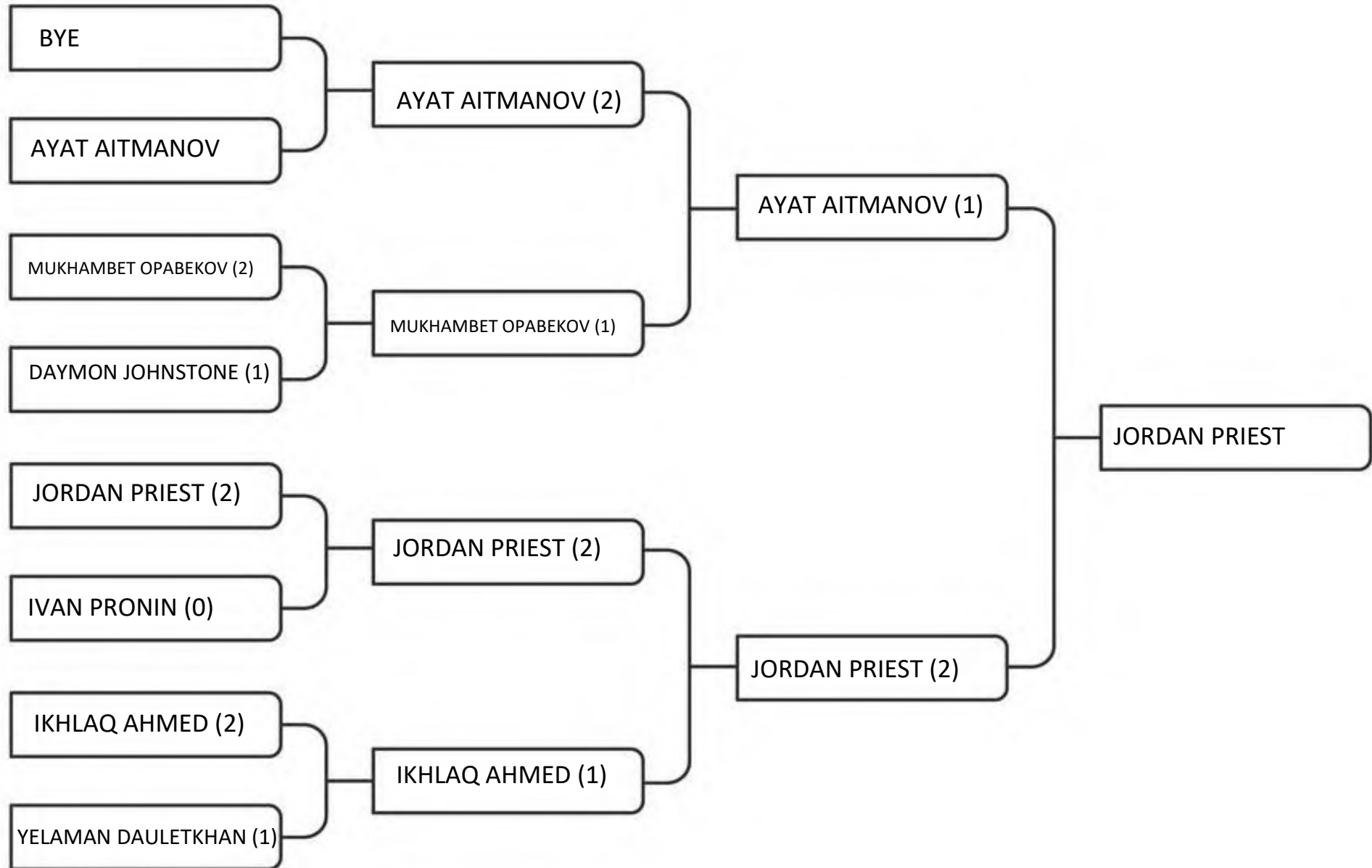
DARTS: Ladies 40 – 49 Group Singles



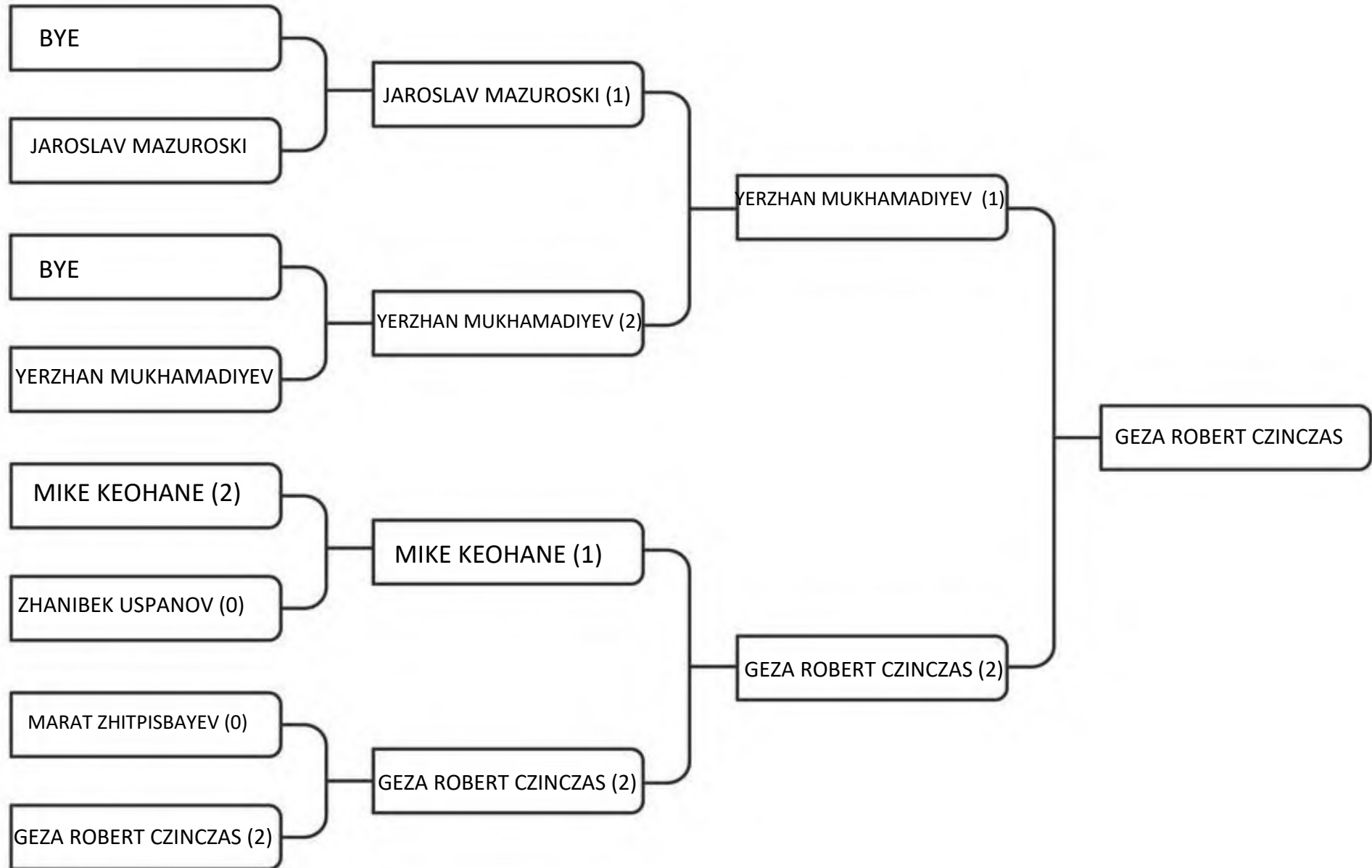
DARTS: Ladies 50 – 69 Group Singles



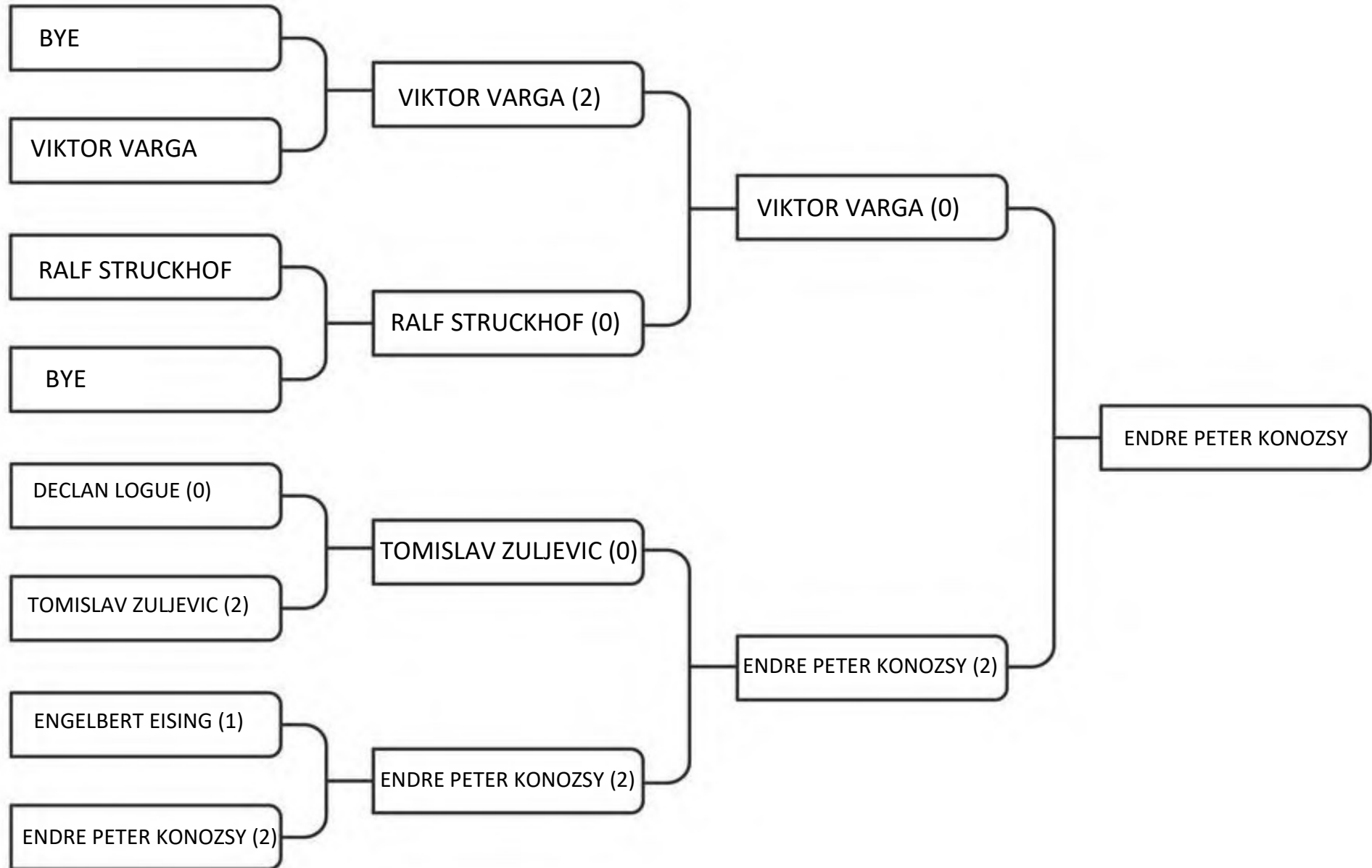
DARTS: MENS 18 – 39 Group Singles



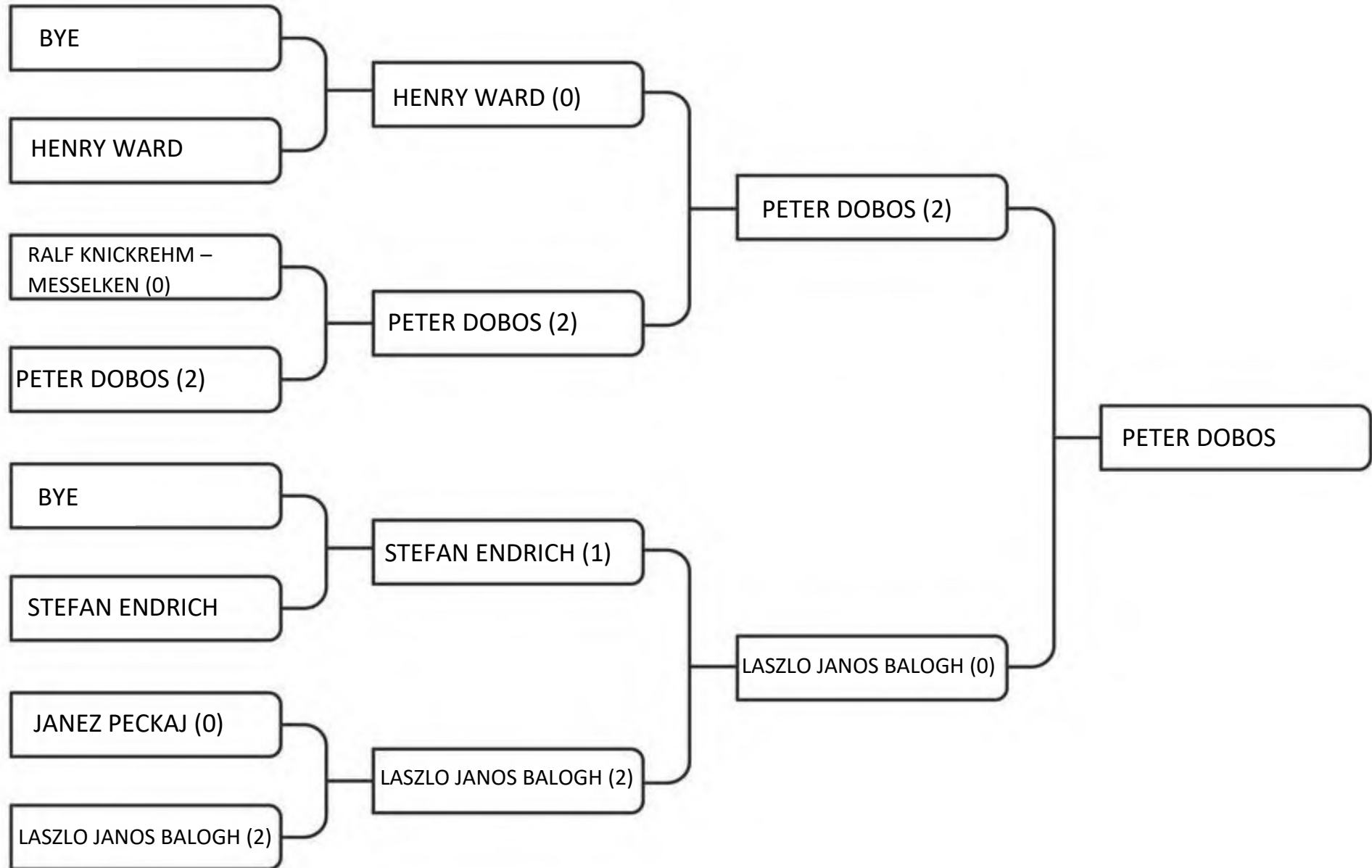
DARTS: Mens 40 – 49 Group Singles



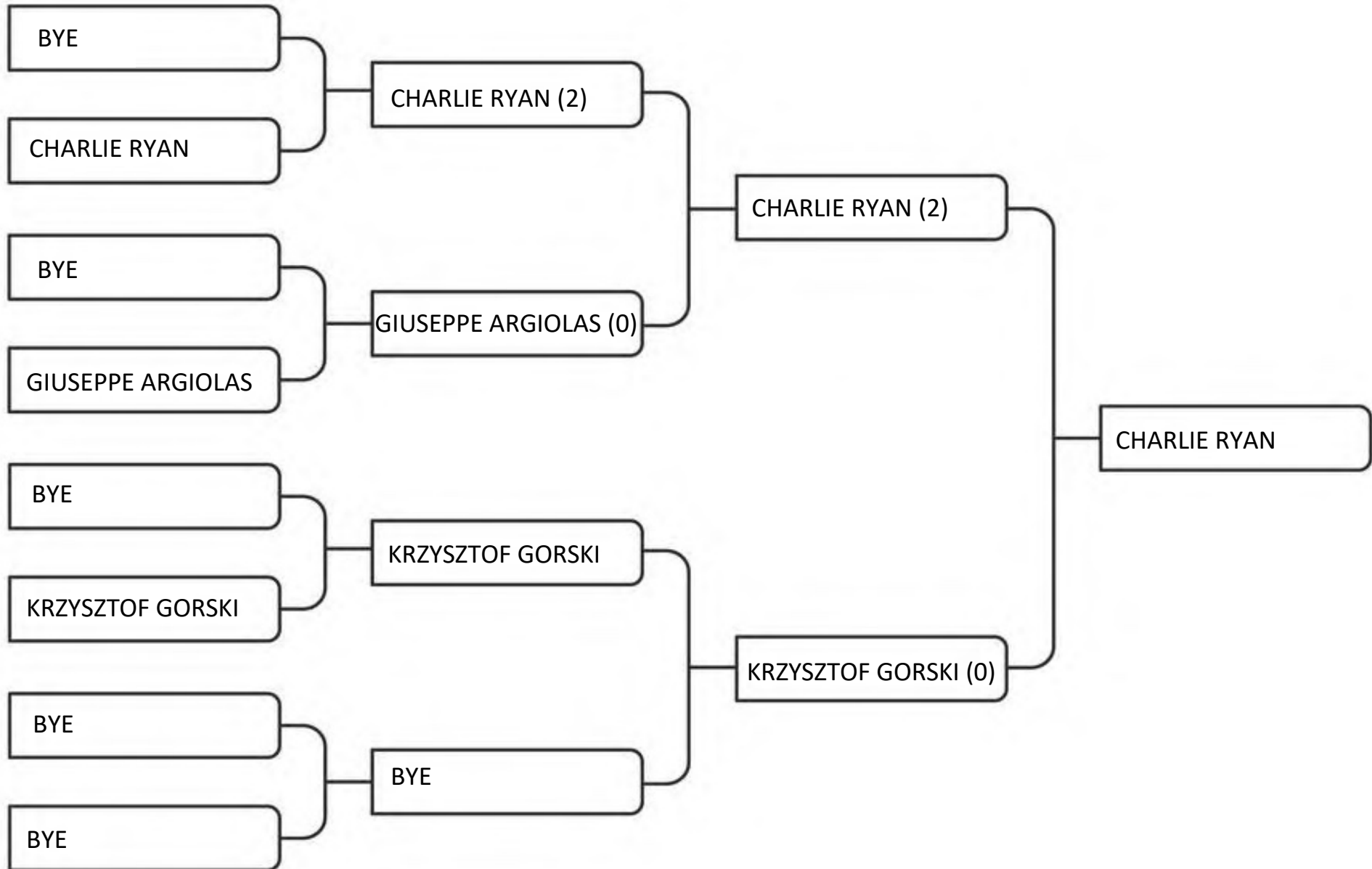
DARTS: Mens 50 – 59 Group Singles



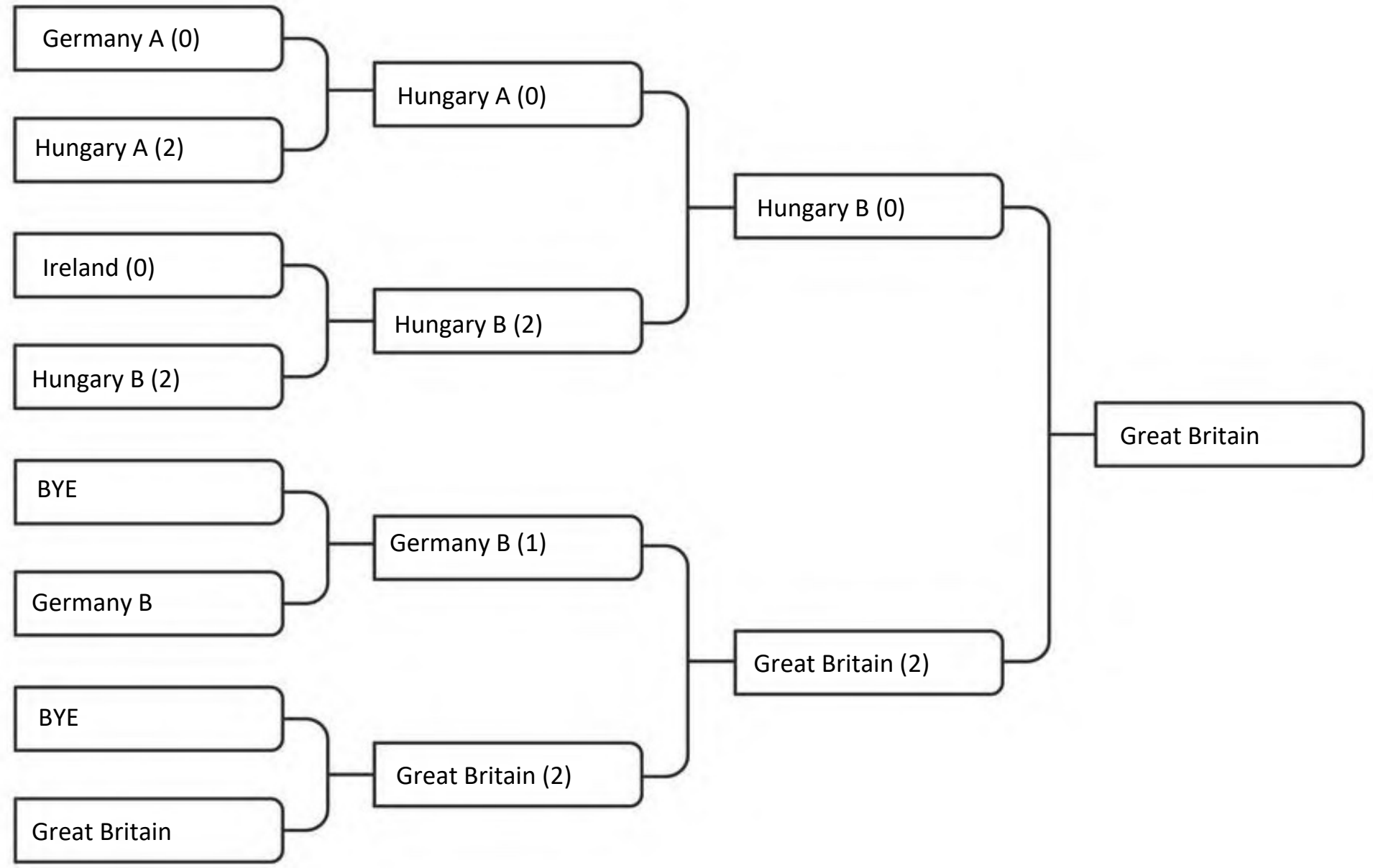
DARTS: Mens 60 – 69 Group Singles



DARTS: Mens 70+ Group Singles



DARTS: Triple Mix



Mens Tennis Doubles: Transplant Category (open age-group)

		A	B	C	D	E
A	Joshua Mayhead & Ieuan Ellis <i>GB</i>		6	0	1	6
B	László Hegyesi & Roland Tóth <i>Hungary</i>	3		0	0	7
C	Sam Bell & Peter Knox <i>GB</i>	6	6		5	6
D	Zsolt Krucsó & Gergely Lajos Poós <i>Hungary</i>	6	6	7		6
E	Danielle Bortolato/Enrico Pitzalis <i>Italy</i>	2	6	1	2	

Gold: Zsolt Krucsó & Gergely Lajos Poós

Silver: Sam Bell & Peter Knox

Bronze: Joshua Mayhead & Ieuan Ellis

Womens Tennis Doubles: Transplant Category (open age-group)

		A	B	C	D
A	Réka Orsolya Szabó/Judit Dobos <i>Hungary</i>		2	0	0
B	Flora King/Andrea Draper <i>GB</i>	6		0	6
C	Jane Hampson/Marina Lyons <i>GB</i>	6	6		6
D	Ivett Jakab/ Ágota Végh <i>Hungary</i>	6	3	0	

Gold: Jane Hampson/Marina Lyons

Silver: Flora King/Andrea Draper

Bronze: Ivett Jakab/Ágota Végh

Mixed Doubles Tennis: Transplant Category (open age-group)

		A	B	C	D
A	Sam Bell/Marina Lyons <i>GB</i>		4	3	4
B	Judit Dobos/Roland Tóth <i>Hungary</i>	0		0	0
C	Gergely Lajos Poós/Ivett Jakab <i>Hungary</i>	4	4		4
D	Ieuan Ellis / Andrea Draper <i>GB</i>	0	4	0	

Pool 2

		A	B	C	D
A	László Hegyesi /Orsolya Szabó <i>Hungary</i>		0	0	2
B	Joshua Mayhead/Flora King <i>GB</i>	4		2	4
C	Peter Knox/Jane Hampson <i>GB</i>	4	4		4
D	Zsolt Krucsó/Ágota Végh <i>Hungary</i>	4	2	1	



Semi-Finals

Final

Winner

Winner of Pool 1

Gergely Lajos Poós/Ivett Jakab (6)

Runner-up Pool 2

Joshua Mayhead/Flora King (3)

Peter Knox/Jane Hampson (6)

Winner of Pool 2

Sam Bell/Marina Lyons (1)

Runner-up Pool 1

Gergely Lajos Poós/Ivett Jakab (3)

Peter Knox/Jane Hampson

Peter Knox/Jane Hampson (6)

Gold: Peter Knox/Jane Hampson

Silver: Gergely Lajos Poós/Ivett Jakab

Bronze: Sam Bell/Marina Lyons & Joshua Mayhead/Flora King

Mens Tennis Doubles: Transplant Category (open age-group)

		A	B	C	D	E
A	Joshua Mayhead & Ieuan Ellis <i>GB</i>		6	0	1	6
B	László Hegyesi & Roland Tóth <i>Hungary</i>	3		0	0	7
C	Sam Bell & Peter Knox <i>GB</i>	6	6		5	6
D	Zsolt Krucsó & Gergely Lajos Poós <i>Hungary</i>	6	6	7		6
E	Danielle Bortolato/Enrico Pitzalis <i>Italy</i>	2	6	1	2	

Gold: Zsolt Krucsó & Gergely Lajos Poós

Silver: Sam Bell & Peter Knox

Bronze: Joshua Mayhead & Ieuan Ellis

Womens Tennis Doubles: Transplant Category (open age-group)

		A	B	C	D
A	Réka Orsolya Szabó/Judit Dobos <i>Hungary</i>		2	0	0
B	Flora King/Andrea Draper <i>GB</i>	6		0	6
C	Jane Hampson/Marina Lyons <i>GB</i>	6	6		6
D	Ivett Jakab/ Ágota Végh <i>Hungary</i>	6	3	0	

Gold: Jane Hampson/Marina Lyons

Silver: Flora King/Andrea Draper

Bronze: Ivett Jakab/Ágota Végh

Mixed Doubles Tennis: Transplant Category (open age-group)

		A	B	C	D
A	Sam Bell/Marina Lyons <i>GB</i>		4	3	4
B	Judit Dobos/Roland Tóth <i>Hungary</i>	0		0	0
C	Gergely Lajos Poós/Ivett Jakab <i>Hungary</i>	4	4		4
D	Ieuan Ellis / Andrea Draper <i>GB</i>	0	4	0	

Pool 2

		A	B	C	D
A	László Hegyesi /Orsolya Szabó <i>Hungary</i>		0	0	2
B	Joshua Mayhead/Flora King <i>GB</i>	4		2	4
C	Peter Knox/Jane Hampson <i>GB</i>	4	4		4
D	Zsolt Krucsó/Ágota Végh <i>Hungary</i>	4	2	1	



Semi-Finals

Final

Winner

Winner of Pool 1

Gergely Lajos Poós/Ivett Jakab (6)

Runner-up Pool 2

Joshua Mayhead/Flora King (3)

Peter Knox/Jane Hampson (6)

Winner of Pool 2

Sam Bell/Marina Lyons (1)

Runner-up Pool 1

Gergely Lajos Poós/Ivett Jakab (3)

Peter Knox/Jane Hampson

Peter Knox/Jane Hampson (6)

Gold: Peter Knox/Jane Hampson

Silver: Gergely Lajos Poós/Ivett Jakab

Bronze: Sam Bell/Marina Lyons & Joshua Mayhead/Flora King

Womens Tennis: Transplant 18 – 49 Category

Pool 1

		A	B	C	D
A	Amanda Chalmers <i>Switzerland</i>		3 (8)	2	0
B	Ágota Végh <i>Hungary</i>	4		2	0
C	Ivett Jakab <i>Hungary</i>	4	4		1
D	Flora King <i>GB</i>	4	4	4	

Pool 2

		A	B	C
A	Stephanie Krenmayer <i>Austria</i>		0	4
B	Marta Nizzo <i>Italy</i>	4		4
C	Réka Orsolya Szabó <i>Hungary</i>	3	0	



Semi-Finals

Final

Winner

Winner of Pool 1

Flora King (6)

Runner up Pool 2

Stephane Krenmayer (1)

Runner up Pool 1

Ivett Jakab (0)

Winner Pool 2

Marta Nizzo (6)

Flora King (3)

Marta Nizzo

Marta Nizzo (6)

Gold: Marta Nizzo

Silver: Flora King

Bronze: Ivett Jakab & Stephane Krenmayer

Womens Tennis: 50+ Transplant Category

		A	B	C	D
A	Andrea Draper <i>Great Britain</i>		0	3	0
B	Marina Lyons <i>Great Britain</i>	6		6	1
C	Carmen Almagro <i>Hungary</i>	6	0		0
D	Jane Hampson <i>Great Britain</i>	6	6	6	

Gold: Jane Hampson (Great Britain)

Silver: Marina Lyons (Great Britain)

Bronze: Carmen Almagro (Hungary)

Mens Tennis: 18-29 Transplant Category

		A	B	C
A	Sam Bell <i>GB</i>		6	4
B	Roland Tóth <i>Hungary</i>	1		0
C	Joshua Mayhead <i>GB</i>	6	6	

Gold: Joshua Mayhead

Silver: Sam Bell

Bronze: Roland Toth

Mens Tennis: Transplant 30 – 49 Category

Pool 1

		A	B	C	D
A	Marcus Malter <i>Germany</i>		4	4	4
B	Stewart Lochrie <i>Great Britain</i>	0		1	4
C	Enrico Pitzalis <i>Italy</i>	1	4		4
D	Claudio Mendes <i>Portugal</i>	0	0	0	

Pool 2

		A	B	C	D
A	Joe Dunster <i>Great Britain</i>		4	4	4
B	Gordon Ryan <i>Ireland</i>	0			1
C	Piotr Urban <i>Poland</i>	0			3 (5)
D	Daniele Bortolato <i>Italy</i>		4	4	

Pool 3

		A	B	C
A	Peter Knox <i>Great Britain</i>		4	4
B	Thomas Burda <i>Czech Republic</i>	0		3
C	Gergely Lajos Poós <i>Hungary</i>	0	4	



Semi-Finals

Final

Winner

Winner of Pool 1

Marcus Malter (6)

Best scoring 2nd place

Enrico Pitzalis (2)

Winner of Pool 2

Joe Dunster (1)

Winner of Pool 3

Peter Knox (6)

Marcus Malter (5)

Peter Knox (7)

Peter Knox

Gold: Peter Knox

Silver: Marcus Malter

Bronze: Joe Dunster & Enrico Pitzalis

Mens Tennis: 50+ Transplant Category

Pool 1

		A	B	C	D
A	László Hegyesi <i>Hungary</i>		4	1	1
B	Stefano Volpe <i>Italy</i>	0		0	0
C	Lucasz Bojanowski <i>Poland</i>	4	4		4
D	Ieuan Ellis <i>Great Britain</i>	4	4	1	

Pool 2

		A	B	C
A	Thierry Howlett <i>France</i>		4	4
B	Robert Kopecký <i>Slovakia</i>	0		1
C	Zsolt Krucsó <i>Hungary</i>	2	4	



Semi-Finals

Final

Winner

Winner of Pool 1

Lucasz Bojanowski

Runner up Pool 2

Zsolt Krucso

Runner up Pool 1

Ieuan Ellis (0)

Winner of Pool 2

Thierry Howlett (6)

Lucasz Bojanowski (2)

Thierry Howlett

Thierry Howlett (6)

Gold: Thierry Howlett

Silver: Lucasz Bojanowski

Bronze: Ieuan Ellis & Zsolt Krucso

European Transplant and Dialysis Games Final Medal Table

Position	Country	Gold	Silver	Bronze	Points
1	GB&NI	99	78	77	530
2	Hungary	37	36	38	221
3	Poland	16	14	7	83
4	Germany	11	14	24	85
5	Greece	10	5	7	47
6	Ireland	9	10	9	56
7	Italy	8	5	5	39
8	France	7	6	3	36
9	Netherlands	5	7	10	39
10	Finland	4	11	8	42
11	Belgium	4	6	6	30
12	Czech Rep	4	4	3	23
13	Spain	4	1	1	15
14	Austria	3	6	1	22
15	Sweden	3	1	2	13
16	Portugal	2	8	5	27
17	Switzerland	2	0	2	8
18	Kazakhstan	1	6	5	20
19	Cyprus	1	2	2	9
20	Slovakia	1	0	0	3
21	Andorra	0	2	0	4
22	Bosnia and Herzegovina	0	1	2	4
23	Turkey	0	1	1	3
24	Ukraine	0	1	0	2
25	Slovenia	0	0	5	5
26	Romania	0	0	1	1

2022 European Transplant & Dialysis Games

FOOTBALL

25/08/2022



**EUROPEAN TRANSPLANT
AND DIALYSIS GAMES**

OXFORD 2022

2022 European Transplant & Dialysis Games

FOOTBALL

Pitch 1		Pitch 2
GB 1 v GB 2 (5-1)	20	NL 1 v NL 2 (4-0)
15min Rest		
ITA v GB1 (0-2)	20	GB 2 v NL 1 (0-4)
15min Rest		
NL 2 v ITA (1-2)	20	GB 1 v NL 1 (1-0)
15min Rest		
NL 1 v ITA (1-1)	20	GB 2 v NL 2 (4-0)
15min Rest		
NL 2 v GB 1 (1-5)	20	ITA v GB 2 (2-2)
15min Rest		
Bronze Medal Match	20	ITA v GB 2 (1-0)
15min Rest		
Gold Medal Match	20	GB 1 v NL 1

Team Name	Played	Win	Draw	Loss	Goals For	Goals Against	Goal Difference	Points
GB 1	4	4	0	0	13	2	11	12
NL 1	4	2	1	1	9	2	7	7
ITA	4	1	2	1	5	6	-1	5
GB 2	4	1	1	2	7	11	-4	4
NL 2	4	0	0	4	2	15	-13	0

Bronze Medal Game	
ITA	1
GB 2	0
Winner: ITA	

Gold Medal Game	
GB 1	4
NL 1	0
Winner: GB 1	

Monday 22nd August - ETDG Golf Team Results



FirstName	LastName	OrgName	Gender	Points	Medal
Charles	Lewis	Great Britain & Northern Ireland	M	44	
George	Halstead	Great Britain & Northern Ireland	M	44	
Victor	Wijs	Netherlands	M	39	
Nico	Zonneveld	Netherlands	M	39	
Charles	Dyson	Great Britain & Northern Ireland	M	40	
George	Mortlock	Great Britain & Northern Ireland	M	40	
Maria	Mossel-Schalker	Netherlands	F	29	
Jos	Grob	Netherlands	M	29	
David	Mushet	Great Britain & Northern Ireland	M	44	Bronze
Stephen	Hancock	Great Britain & Northern Ireland	M	44	Bronze
Ruurd	Valkenburg	Netherlands	M	40	
Kees Jan	Grin	Netherlands	M	40	
Shamsher Singh	Pangu	Great Britain & Northern Ireland	M	38	
Christopher	Collis	Great Britain & Northern Ireland	M	38	
Michael Thomas	Dwyer	Ireland	M	50	Gold
Marie	O Connor	Ireland	F	50	Gold
Sarah	Viner	Great Britain & Northern Ireland	F	43	
Nicki	Detko	Great Britain & Northern Ireland	F	43	
James	Nolan	Ireland	M	44	Silver
Amanda	O' Neill Coyne	Ireland	F	44	Silver

European Transplant & Dialysis Games - Oxford 2022

Mini Marathon Results - Team



RaceNumber	FirstName	LastName	OrgName	SportTitle	Type	Gender	AgeBand	Position	Time	Team Time
2010	Charlotte	Douglas	Great Britain & Northern Ireland	Mini Marathon	Transplant	F	18 to 29	1	22.37	72.79
3034	Lindsey	Blackburn	Great Britain & Northern Ireland	Mini Marathon	Transplant	F	30 to 49		23.31	
4039	Robyn	Davidson	Great Britain & Northern Ireland	Mini Marathon	Transplant	F	30 to 49		27.11	
2004	Julie	VUILLERMET	France	Mini Marathon	Transplant	F	18 to 29	2	29.00	93.67
2003	Alice	TAPPING	France	Mini Marathon	Transplant	F	18 to 29		40.55	
3008	Laure	Brémaud	France	Mini Marathon	Transplant	F	30 to 49		24.12	
3041	Rowan	Caney	Great Britain & Northern Ireland	Mini Marathon	Transplant	M	30 to 49	1	18.04	63.68
3042	Wayne	Hartley	Great Britain & Northern Ireland	Mini Marathon	Transplant	M	30 to 49		22.23	
4037	Richard	Bennett	Great Britain & Northern Ireland	Mini Marathon	Transplant	M	30 to 49		23.41	
3053	Gergő László	Mezei	Hungary	Mini Marathon	Transplant	M	30 to 49	2	20.33	64.29
3052	Dávid	Deri	Hungary	Mini Marathon	Transplant	M	30 to 49		21.44	
4059	Csaba	Zilaj	Hungary	Mini Marathon	Transplant	M	30 to 49		22.52	

2022 European Transplant & Dialysis Games

Petanque

25/08/2022



**EUROPEAN TRANSPLANT
AND DIALYSIS GAMES**

OXFORD 2022

2022 European Transplant & Dialysis Games

Petanque

Ranking after Leagues

Position	Team	Name	Games	Points For	Points Against	Points Difference	Position
1	4	I AHMED & W KEMPSTER GBR	2	36	16	20	1
2	2	A ISAAC & M KHAN GBR	2	29	33	-4	2
3	3	J REMEDIOS & A TAYYAB GBR	1	33	36	-3	3
4	1	J BOWLES & S PAUL GBR	1	22	35	-13	4
1	10	Z JUHÁSZ & J NÁDASDY HUN	4	64	44	20	1
2	7	G CZINCZÁS & V VARGA HUN	3	52	46	6	2
3	9	E EISING & W LORENZEN GER	3	54	52	2	3
4	5	D JOHNSTONE & G RHODES GBR	3	49	49	0	4
5	6	A DORRIAN & P KELLY GBR	1	52	64	-12	5
6	8	C KÖRÖSZTÖS & L HEGYESI HUN	1	45	61	-16	6
1	15	R KNICKREHM-MESSELKEN & P KREILKAMP GER	2	31	23	8	1
2	12	P RODE & M SCHOLER GER	2	37	21	16	1
3	17	G ARGOLAS & G FADDA ITA	2	27	28	-1	2
4	11	L BALOGH & GS POÓS HUN	2	36	33	3	2
5	14	M EL LATIF & P KAKOLYRIS GRE	2	27	30	-3	3
6	18	S EISING & A ZIMMERMANN	1	28	31	-3	3
7	16	C RYAN & H WARD IRL	1	27	31	-4	4
8	13	M CRAWFORD & M MARSHALL GBR	0	23	39	-16	4
1	19	I SZABÓ & Z HANYU HUN	2	26	14	12	1
2	20	C DOWNER & E HOSFORD GBR	1	16	18	-2	2
3	21	R SEATON & A WALTON GBR	0	16	26	-10	3

2022 European Transplant & Dialysis Games Petanque

	Team	Score	Medals
4	I AHMED & W KEMPSTER GBR	13	
1	J BOWLES & S PAUL GBR	3	Br
2	A ISAAC & M KHAN GBR	9	Br
3	J REMEDIOS & A TAYYAB GBR	13	
10	Z JUHÁSZ & J NÁDASDY HUN		
5	D JOHNSTONE & G RHODES GBR		
7	G CZINCZÁS & V VARGA HUN		
9	E EISING & W LORENZEN GER		
15	R KNICKREHM-MESSELKEN & P KREILKAMP GER	6	Br
11	L BALOGH & GS POÓS HUN	13	
12	P RODE & M SCHOLEr GER	12	Br
17	G ARGIOLAS & G FADDA ITA	13	

2022 European Transplant & Dialysis Games Petanque

	Finals		Medals
18-39			
4	I AHMED & W KEMPSTER GBR	13	Gold
3	J REMEDIOS & A TAYYAB GBR	2	Silver
40-59			
10	Z JUHÁSZ & J NÁDASDY HUN	13	Gold
7	G CZINCZÁS & V VARGA HUN	4	Silver
60+			
11	L BALOGH & GS POÓS HUN	13	Gold
17	G ARGIOLAS & G FADDA ITA	8	Silver
19	I SZABÓ & Z HANYU HUN	8	Silver
20	C DOWNER & E HOSFORD GBR	13	Gold

European Transplant & Dialysis Games - Oxford 2022
Petanque Results - Wednesday



EUROPEAN TRANSPLANT
AND DIALYSIS GAMES
OXFORD 2022

Gender	Age	Position	First Name	Last Name	Country
Female	18-39	1	Amy	Walton	GB+NI
Female	18-39	2	Alice	Tapping	FRA
Female	18-39	3	Brigitte	Grotman	GER
Female	18-39	3	Sophie	Grummit	GBR
Female	40-49	1	Irma	Toth	HUN
Female	40-49	2	Marianna	Lovrionic	BOS
Female	40-49	3	Silvana	Eisling	GER
Female	40-49	3	Ilana	Szabo	HUN
Female	50-69	1	Marie	O Connor	IRL
Female	50-69	2	Dora	Saraiva	POR
Female	50-69	3	Monika	Scholer	GER
Female	50-69	3	Erika	Kokol	AUT
Male	18-29	1	Iklaq	Ahmed	GBR
Male	18-29	2	Jamie	Remedios	GBR
Male	18-29	3	Sean	Paul	GBR
Male	18-29	3	Joshua	Bowles	GBR
Male	30-39	1	Damon	Johnstone	GBR
Male	30-39	2	Gareth	Roberts	GBR
Male	30-39	3	Phillip	Kelly	GBR
Male	40-49	1	Enrico	Pitzalis	ITA
Male	40-49	2	Robert	Czinczas	HUN
Male	40-49	3	Maxmillian	Lang	AUT
Male	50-59	1	Viktor	Varga	HUN
Male	50-59	2	Zoltan	Juhasz	HUN
Male	50-59	3	Englebert	Eisling	GER
Male	50-59	3	Csaba Vince	Korosztos	HUN
Male	60-69	1	Wolfgang	Lorenzen	GER
Male	60-69	2	Mike	Marshal	GBR
Male	60-69	3	Ulrich	Ahammer	GER
Male	60-69	3	Petros	Kakolyris	GRE
Male	70+	1	Giuseppe	Argiolas	ITA
Male	70+	2	Charlie	Ryan	IRL
Male	70+	3	Gergel Lajos	Poos	HUN
Male	70+	3	Jozeph	Nadasdy	HUN

**European Transplant and Dialysis Games
Squash Results**



EUROPEAN TRANSPLANT
AND DIALYSIS GAMES
OXFORD 2022

Women's Squash Singles - 40-59 Category

	Country	Name	1	2	Total	Medal
1	GB&NI	Claire Downer		3	3	Gold
2	Hungary	Csilla Pataki	0		0	Silver

Men's Squash Singles - 18-39 Category

	Country	Name	1	2	3	Total	Medal
1	GB&NI	Joshua Mayhead		3	3	6	Gold
2	France	Cyril Del Pistoria	0		0	0	Bronze
3	GB&NI	Daymon Johnstone	0	3		3	Silver

Men's Squash Singles - 50+ Category

	Country	Name	1	2	3	4	5	Total	Medal
1	GB&NI	Michael Gibbons		2	0	0	0	2	
2	Hungary	Zsolt Szervansky	1		1	0	0	2	
3	Hungary	Endre Kunuszy	2	2		0	0	4	Bronze
4	GB&NI	Ian Horner	2	2	2		0	6	Silver
5	GB&NI	Ian Tennant	2	2	2	2		8	Gold

EU22E102

EVENT 102 Women 16 Yrs/Over 50m Freestyle

16/29 Yrs Age Group - Full Results

Place	Name	AaD	Club	Time	FINA Pt
1.	Nicole Mackenzie			25 GB & NI	31.85
373					
2.	De Rossi Daniela			25 Italy	31.99
368					
3.	Tímea Sipos	16		Hungary	35.80
262					
4.	Lisanne Brinkhof			25 Netherlands	46.03
	123				

40/49 Yrs Age Group - Full Results

Place	Name	AaD	Club	Time	FINA Pt
1.	Jodie Cox		45	GB & NI	30.55
422					
2.	Sabina Kuchnia		45	Poland	34.18
301					
3.	Marcela Navarro		45	Netherlands	34.73
287					
4.	Angela Rathjen		45	Germany	47.07
115					

50/59 Yrs Age Group - Full Results

Place	Name	AaD	Club	Time	FINA Pt
1.	Catherine Whitworth		55	GB & NI	42.52
156					
2.	Judit Berente		55	Hungary	42.58
156					
3.	Gillian Ferguson		55	GB & NI	43.78
143					
4.	Pamela Lane		55	GB & NI	44.55
136					
5.	Sheila Gregan		55	Ireland	52.91
81					
6.	Dora Saraiva		55	Portugal	1:13.16
30					

60/69 Yrs Age Group - Full Results

Place	Name	AaD	Club	Time	FINA Pt
1.	Karen Rockell		65	GB & NI	44.66
135					
2.	Allegra Martin		65	GB & NI	1:00.78
53					
3.	G Manuwald-Seemüller		75	Germany	1:01.73
51					

Needs to be merged
ask Lynn.

EU22E103

EVENT 103 Men 16 Yrs/Over 100m Breaststroke

18/29 Yrs Age Group - Full Results

Dialysis:

1.	Csaba Vince	Körösztös	55	Hungary	1:40.98
164		47.03			
2.	Frédéri Cottet	45	France	1:43.06	
154		49.15			
3.	Mario López Payo	45	Spain	1:43.17	
154		46.89			
4.	Gal Hostnik	35	Slovenia	2:00.48	
96		51.47			

Category M 2-3

Place	Name	AaD	Club	Time	FINA Pt
50					
1.	André Jorge	35	Portugal	1:19.74	
334					
2.	Adam Laszlo Domonkos	25	Hungary	1:25.10	
274					
3.	Martin Lane	35	GB & NI	1:37.48	
182					

Category M5-6-7

Place	Name	AaD	Club	Time	FINA Pt
50					
1.	Andrzej Lewandowski	55	Poland	1:38.97	
174		44.47			
2.	Ralf Struckhof	55	Germany	2:02.56	
92		55.25			
3.	Richard Adams	75	GB & NI	2:12.15	
73		1:01.39			
4.	Jiri Nidl	65	Czech Rep	2:30.22	
49		1:07.27			

EU22E104

EVENT 104 Women 16 Yrs/Over 100m Breaststroke

F2-F4

Place	Name	AaD	Club	Time	FINA Pt
1.	Nicole Mackenzie	25	GB & NI	1:31.81	
313		42.17			
		FINA Pt	50		
2.	Ellie Greenwood	16	GB & NI	1:47.60	
194		51.98			
3.	Lisanne Brinkhof	25	Netherlands	2:05.51	
	122	52.00			

50/59 Yrs Age Group - Full Results

Place	Name	AaD	Club	Time	FINA Pt
50					
1.	Gillian Ferguson	55	GB & NI	1:58.36	
146		57.35			
2.	Anne Tirronen	55	Finland	2:08.74	
113		59.77			
3.	Sheila Gregan	55	Ireland	2:17.25	
93		1:03.40			
4.	Allegra Martin	65	GB & NI	2:18.86	
90		1:04.55			

EU22E105

EVENT 105 Men 16 Yrs/Over 50m Backstroke

Category M2-3-5

Place	Name	AaD	Club	Time	FINA Pt
1. 365	Liam Barnett	35	GB & NI	31.08	
2. 152	Marcel Michna	25	Germany	41.59	
3. 131	Andrzej Lewandowski	55	Poland	43.71	
4. 95	William Rothwell	55	GB & NI		48.56
5. 83	Martin Lane	35	GB & NI		50.79

Category M6-7

Place	Name	AaD	Club	Time	FINA Pt
1. 123	Laszlo Pengo	65	Hungary	44.65	
2. 107	William Noble	75	GB & NI	46.80	
3. 64	Peter Heffernan	65	Ireland	55.54	
4. 40	Richard Adams	75	GB & NI	1:04.51	
5. 39	Jirí Nídl	65	Czech Rep		1:05.30

EU22E106

EVENT 106 Women 16 Yrs/Over 50m Backstroke

Category F2-3-4

Place	Name	AaD	Club	Time	FINA Pt
1. <i>2nd</i>	De Rossi Daniela	318		25 Italy	37.48
2. <i>3rd</i>	Marcela Navarro	45		Netherlands	39.13
3. <i>1st</i>	Caroline Rutherford	35		GB & NI	36.35
4.	Ellie Greenwood	16		GB & NI	41.85
5.	Tímea Sipos	16		Hungary	42.29

Category F5-6-7

50/59 Yrs Age Group - Full Results

Place	Name	AaD	Club	Time	FINA Pt
1.	Karen Rockell	65	GB & NI	52.62	115
2.	Pamela Lane	55	GB & NI	52.97	112
3.	Judit Berente	55	Hungary	53.92	107
4.	G Manuwald-Seemüller	75	Germany	1:12.45	44

EU22E109

EVENT 109 Men 16 Yrs/Over 400m Free

Category Dialysis:

1.	Mario López Payo	45	Spain	6:20.86
173				
	50m	38.68	100m	1:21.99
	150m	2:08.54	200m	2:58.06
	250m		300m	4:40.11
	350m		400m	6:20.86
3:49.20	300m			

Category M2-3

Place	Name	AaD	Club	Time	FINA Pt
1.	Andrzej Dziedzic	25	Poland	4:45.24	
412					
	50m	32.65	100m	1:07.88	150m
	150m	1:43.99	200m	-	250m
	250m	-	300m	-	350m
	350m	-	400m	4:45.24	
2.	Péter Quittner	25	Hungary	5:46.61	
229					
	50m	33.97	100m	1:11.46	150m
	150m	1:52.56	200m	-	250m
	250m	-	300m	-	350m
	350m	-	400m	5:46.61	
3.	Raf Dubois	35	Belgium	7:18.53	
113					
	50m	38.80	100m	1:25.37	150m
	150m	2:22.13	200m	-	250m
	250m	-	300m	-	350m
	350m	5:22.12	400m	7:18.53	
4.	David Deri	35	Hungary	7:26.76	
107					
	50m	45.87	100m	1:40.06	150m
	150m	2:37.24	200m	-	250m
	250m	-	300m	-	350m
	350m	5:33.25	400m	7:26.76	

Category M4-5

Place	Name	AaD	Club	Time	FINA Pt
1.	Jaroslav Mazurowski	45	Poland	5:48.44	
226					
	50m	38.82	100m	1:21.19	150m
	150m	2:04.92	200m	2:49.05	250m
	250m		300m	4:19.22	
	300m	4:19.22	350m	5:04.38	400m
	350m		400m	5:48.44	
2.	Uwe Albrecht	55	Germany	6:01.74	
202					
	50m	38.92	100m	1:22.92	150m
	150m	2:08.04	200m	2:54.33	250m
	250m		300m	4:28.61	
	300m	4:28.61	350m	5:17.04	400m
	350m		400m	6:01.74	
3.	Erik Van Rompaye	55	Belgium	6:08.39	
191					
	50m	38.64	100m	1:21.70	150m
	150m	2:06.67	200m	2:53.82	250m
	250m		300m	4:30.48	
	300m	4:30.48	350m	5:19.68	400m
	350m		400m	6:08.39	
4.	Benjamin Cornet	45	France	7:44.64	
95					
	50m	46.50	100m	1:41.58	150m
	150m	2:38.99	200m	3:41.93	250m
	250m		300m	5:46.18	
	300m	5:46.18	350m	6:44.74	400m
	350m		400m	7:44.64	
4:41.97	300m				

EU22E109

Category M6-7

Place	Name	AaD	Club	Time				FINA Pt	
1. 128	Andrew Clarke		65	GB & NI	7:00.88				
	50m	44.56	100m	1:34.46	150m	2:28.09	200m	3:22.95	250m
4:18.33	300m	5:13.52	350m	6:08.34	400m	7:00.88			
2. 68	Christian Bayon		65	Portugal	8:38.82				
	50m	53.28	100m	1:57.34	150m	3:06.69	200m	4:15.37	250m
5:23.18	300m	6:30.76	350m	7:37.94	400m	8:38.82			
3. 55	Peter Heffernan		65	Ireland	9:17.45				
	50m	55.97	100m	2:01.57	150m	3:14.04	200m	4:27.03	250m
5:38.93	300m	6:53.14	350m	8:07.24	400m	9:17.45			
4. 49	Richard Adams		75	GB & NI	9:37.89				
	50m	1:03.58	100m	2:16.30	150m	3:27.96	200m	4:41.23	250m
5:56.21	300m	7:09.46	350m	8:24.17	400m	9:37.89			
5. 22	Tadeusz Flak		65	Poland	12:26.83				
	50m	1:09.86	100m	2:32.94	150m	5:50.09	200m	7:31.74	250m
9:02.66	300m	10:52.62	350m -	400m	12:26.83				

EVENT 110 Women 16 Yrs/Over 400m Free.

Category F2-4-5

Place	Name	AaD	Club	Time				FINA Pt	
1. 253	Alexandra Gyurko		25	Hungary	6:09.59				
	50m	42.45	100m	1:28.40	150m	2:15.97	200m	3:03.31	250m
3:50.80	300m	4:38.50	350m	5:25.47	400m	6:09.59			
2. 251	Tímea Sipos		16	Hungary	6:10.81				
	50m	42.50	100m	1:28.27	150m	2:15.63	200m	3:03.32	250m

EU22E109

3:50.62	300m	4:38.42	350m	5:26.18	400m	6:10.81			
3.	Catherine Whitworth	55	GB & NI	7:42.48					129
	50m	47.68	100m	1:42.74	150m	2:41.78	200m	3:42.27	250m
4:42.45	300m	5:42.85	350m	6:43.79	400m	7:42.48			
4.	Angela Rathjen	45	Germany	8:18.04					
103									
	50m	48.19	100m	1:48.02	150m	2:54.94	200m	4:02.69	250m
5:08.64	300m	6:14.43	350m	7:19.44	400m	8:18.04			
5.	Anne Tirronen	55	Finland	9:00.73					
80									
	50m	52.66	100m	1:59.44	150m	3:12.25	200m	4:23.65	250m
5:33.66	300m	6:44.70	350m	- 400m	9:00.73				

EU22E110

EVENT 110 Men/Women 16 /Over 200m Free.Team

Full Results

Place	Name	A.G	Club	Time	FINA Pt
50	100	150			
1.	Great Britain & Northe		GB & NI		1:58.58
		29.65		59.36	1:30.22
2.	Poland		Poland	2:11.03	
	34.06	1:08.06		1:41.81	
3.	Hungary		Hungary	2:15.31	
	30.50	1:08.76		1:45.20	
4.	GB&NI B		GB & NI	2:18.25	
	32.94	1:31.34		2:18.33	
5.	Germany		Germany	2:38.20	
	34.55	1:14.98		1:36.75	
6.	France		France	3:02.43	
	39.18	1:30.40		2:11.30	
7.	Netherlands		Netherlands		3:05.18
		54.67		1:24.05	2:26.15
8.	Portugal		Portugal		3:18.95
		43.85		1:29.07	2:46.83

EU22E201

EVENT 201 Men 16 Yrs/Over 100m Freestyle

Category Dialysis:

1.	Mario Lopez Payo	45	Spain	1:17.49	
195	35.99				
2.	Frédéri Cottet	45	France	1:29.23	127
40.82					
3.	Gal Hostnik	35	Slovenia	1:42.22	
84	42.00				

Category M2:

Place	Name	AaD	Club	Time	FINA Pt
50					
1.	Andrzej Dziedzic	25	Poland	1:04.10	
344	30.94				
2.	Péter Quittner	25	Hungary	1:06.43	
309	31.72				
3.	Adam Laszlo Domonkos	25	Hungary	1:08.99	
276	31.85				

Category M3:

Place	Name	AaD	Club	Time	FINA Pt
50					
1.	Liam Barnett	35	GB & NI	56.28	
509	26.79				
2.	André Jorge	35	Portugal	59.42	
432	28.13				
3.	Lewis Watt	35	GB & NI	1:07.04	
301	30.58				
4.	Christopher Holmes	35	GB & NI	1:10.85	
255	32.63				
5.	Raf Dubois	35	Belgium	1:25.46	
145	36.87				

Category M4-5:

Place	Name	AaD	Club	Time	FINA Pt
50					
1.	Erik Van Rompaye	55	Belgium	1:11.50	
248	32.88				
2.	Jaroslav Mazurowski	45	Poland	1:14.61	
218	35.99				
3.	Uwe Albrecht	55	Germany	1:17.39	
195	37.14				

Category M6-7:

Place	Name	AaD	Club	Time	FINA Pt
50					
1.	Andrew Clarke	65	GB & NI	1:27.36	
136	40.05				
2.	Laszlo Pengo	65	Hungary	1:38.28	
95	42.49				
3.	William Noble	75	GB & NI	1:32.51	
114	42.49				

EU22E201

4.	Peter Heffernan	65	Ireland	2:00.83
51		54.99		
5.	Jirí Nídl	65	Czech Rep	2:02.70
49		55.14		

EU22E202

EVENT 202 Women 16 Yrs/Over 100m Freestyle

Category F2-3-4:

Place	Name	AaD	Club	Time	FINA Pt
50					
1.	Jodie Cox	45	GB & NI	1:09.80	
373		33.15			
2.	Nicole Mackenzie	25	GB & NI	1:11.61	
345		34.32			
3.	Caroline Rutherford	35	GB & NI	1:18.13	
266		36.35			
4.	Tímea Sipos	16	Hungary	1:20.47	
243		37.93			

Category F5-6:

Place	Name	AaD	Club	Time	FINA Pt
50					
1.	Catherine Whitworth	55	GB & NI	1:36.20	
142		45.25			
2.	Gillian Ferguson	55	GB & NI	1:39.10	
130		48.19			
3.	Judit Berente	55	Hungary	1:42.32	
118		48.40			
4.	Karen Rockell	65	GB & NI	1:44.30	
111		48.13			
5.	Pamela Lane	55	GB & NI	1:52.37	
89		49.61			
6.	Sheila Gregan	55	Ireland	2:05.88	
63		56.46			
7.	Allegra Martin	65	GB & NI	2:11.73	
55		1:00.17			

EU22E204

EVENT 204 Women 16 Yrs/Over 50m Butterfly

Category F2-3-4

Place	Name	AaD	Club	Time		FINA Pt
1.	De Rossi Daniela		25	Italy		34.03
367						
2.	Caroline Rutherford		35	GB & NI	34.40	355
3.	Marcela Navarro	45		Netherlands		39.35
237						

Category F5-6

Place	Name	AaD	Club	Time		FINA Pt
1.	Catherine Whitworth		55	GB & NI	52.66	99
2.	Karen Rockell	65		GB & NI	53.85	92
3.	Maria João Taborda		55	Portugal		54.47
89						
4.	Anne Tirronen	55		Finland	56.89	78

EU22E205

EVENT 205 Men 16 Yrs/Over 100m Backstroke

Category M5-6-7

Place	Name	AaD	Club		Time	FINA Pt
50						
1.	Csaba Vince	Korosztos	55	Hungary	1:41.64	
107		47.16				
2.	William Noble	75	GB & NI		1:42.98	
103		50.25				
3.	Laszlo Pengo	65	Hungary		1:47.51	
90		48.47				
4.	Peter Heffernan	65	Ireland		2:16.08	
44		1:01.27				
5.	Ulrich Ahammer	65	Germany		2:40.10	
27		1:09.63				

EU22E206

EVENT 206 Women 16 Yrs/Over 100m Backstroke

Category F2

Place	Name	AaD	Club	Time	FINA Pt
50					
1.	Tímea Sipos		16	Hungary	1:31.28
217		44.22			
2.	Ellie Greenwood	16	GB & NI	1:32.26	
210		47.36			
3.	Alexandra Gyurko		25	Hungary	1:32.74
207		46.06			

Category F4-5

Place	Name	AaD	Club	Time	FINA Pt
50					
1.	Marcela Navarro	45	Netherlands	1:24.96	
269		41.44			
2.	Pamela Lane	55	GB & NI	2:10.93	
73		1:01.21			
3.	Judit Berente	55	Hungary	2:16.14	
65		1:07.18			

Heat 1 Medal Category

Men 50m Breaststroke

Dialysis

Frédéri	Cottet	France	Breaststroke 50m (Dialysis)	M	40 to 49	00:44.15
Mario	López Payo	Spain	Breaststroke 50m (Dialysis)	M	40 to 49	00:45.02
Casba Vince	Körösztös	Hungary	Breaststroke 50m (Dialysis)	M	50 to 59	00:45.09
Gal	Hostnik	Slovenia	Breaststroke 50m (Dialysis)	M	30 to 39	00:50.81

Heat 2 Medal Category

Combined M2-M3-M4 Race1/2

Martin	Lane	GB & NI	Breaststroke 50m (Transplant)	M	30 to 39	00:42.93
Raf	Dubois	Belgium	Breaststroke 50m (Transplant)	M	30 to 39	00:47.97
Robert	Grabowski	Germany	Breaststroke 50m (Transplant)	M	30 to 39	DNS

Heat 3 Medal Category

Combined M2-M3-M4 Race 2/2

Luke	Alexander	GB & NI	Breaststroke 50m (Transplant)	M	16 to 29	00:30.40
Andre	Jorge	Portugal	Breaststroke 50m (Transplant)	M	30 to 39	00:32.29
Adam Laszlo	Domonkos	Hungary	Breaststroke 50m (Transplant)	M	16 to 29	00:38.68
Jaroslav	Mazurowski	Poland	Breaststroke 50m (Transplant)	M	40 to 49	00:46.97

Heat 4 - Medal Category: M5

Andrzej	Lewandowski	Poland	Breaststroke 50m (Transplant)	M	50 to 59	00:40.60
William	Rothwell	GB & NI	Breaststroke 50m (Transplant)	M	50 to 59	00:47.66
Ralf	Struckof	Germany	Breaststroke 50m (Transplant)	M	50 to 59	00:56.70

Heat 5-Medal Category: M6-M7

Richard	Adams	GB & NI	Breaststroke (Transplant)	M	70+	01:00.79
Jiri	Nidl	Czech Rep	Breaststroke (Transplant)	M	60 to 69	01:04.24
Peter	Kreilkamp	Germany	Breaststroke (Transplant)	M	60 to 69	DNS

EU22E208

EVENT 208 Women 16 Yrs/Over 50m Breaststroke

Category F2

Place	Name	Aa	Club	Time	FINA Pt
1. 340	Nicole Mackenzie			25 GB & NI	40.91
2.	Ellie Greenwood	16		GB & NI	50.82
3. 174	Lisanne Brinkhof			25 Netherlands	51.14

Category F4

Place	Name	AaD	Club	Time	FINA Pt
1. 216	Marcela Navarro	45		Netherlands	47.54
2. 189	Sabina Kuchnia	45		Poland	49.69
3. 85	Iulia Iatco	45		Romania	1:04.88

Category F5

Place	Name	AaD	Club	Time	FINA Pt
1. 143	Gillian Ferguson			55 GB & NI	54.56
2. 137	Maria Joao Taborda			55 Portugal	55.35
3. 116	Anne Tirronen	55		Finland	58.54
4. 103	Sheila Gregan	55		Ireland	1:00.83
5. 95	Pamela Lane	55		GB & NI	1:02.55

Category F6-7

Place	Name	AaD	Club	Time	FINA Pt
1. 90	G Manuwald-Seemüller			75 Germany	1:03.62
2. 90	Allegra Martin	65		GB & NI	1:03.66
3. 57	Lydia Ledinek	65		Belgium	1:14.21

EU22E209

EVENT 209 Men 16 Yrs/Over 100m IM

Category M2-3

Place	Name	AaD	Club	Time	FINA Pt
1. 451	Liam Barnett		35 GB & NI	1:04.22	
2.	André Jorge 395		35 Portugal		1:07.11
3.	Adam Laszlo Domonkos		25 Hungary	1:19.10	241
4. 166	Marcel Michna	25	Germany	1:29.60	

Category M5-6-7

Place	Name	AaD	Club	Time	FINA Pt
1. 151	Uwe Albrecht		55 Germany	1:32.37	
2. 97	William Noble		75 GB & NI	1:46.92	
3. 63	Christian Bayon	65	Portugal		2:03.58

EU22E210

EVENT 210 Women 16 Yrs/Over 100m IM

Category F2-3-4

Place	Name	AaD	Club	Time	FINA Pt
1. 379	Nicole Mackenzie			GB & NI	1:18.06
2.	Caroline Rutherford			GB & NI	1:18.89
3.	De Rossi Daniela			Italy	1:22.27
	324				
4. 208	Alexandra Gyurko			Hungary	1:35.37

Category F5-6

Place	Name	AaD	Club	Time	FINA Pt
1. 122	Catherine Whitworth			GB & NI	1:53.91
2. 102	Maria João Taborda			Portugal	2:00.82
3. 100	Anne Tirronen	55		Finland	2:01.45
4. 96	Judit Berente	55		Hungary	2:03.41
5. 87	Karen Rockell	65		GB & NI	2:07.26

EU22E211

EVENT 211 Men/Women 16 /Over 200m Medley Team

Full Results

Place	Name	A.G	Club	Time	FINA Pt
50	100	150			
1.	Great Britain & Northe		GB & NI	2:13.54	
		1:16.29	1:45.09	-	
2.	GB&NI B		GB & NI	2:32.35	
44.10		1:27.19	2:02.47		
3.	Hungary		Hungary	2:34.20	
36.69		1:21.01	2:03.84		
4.	Poland		Poland	2:40.33	
45.64		1:24.99	2:06.46		
5.	Hungary B	47.05	Hungary	3:17.11	
47.05		4:38.72	2:37.69		
6. S.	Portugal		Portugal	3:34.58	
		58.68	1:58.01	2:27.00	
	France		France	DNA	
	Germany		Germany	DNA	
	Netherlands		Netherlands	DNA	

Partial Results - DNA indicates No arrival time - Fastest heats swimmer/Straight Final/Open Water yet to finish

EventTitle	Gender	AgeBand	Time
Freestyle 50m (Dialysis)	M	40 to 49	00:36.18
Freestyle 50m (Dialysis)	M	40 to 49	00:36.67
Freestyle 50m (Dialysis)	M	30 to 39	00:40.15
Freestyle 50m (Dialysis)	M	30 to 39	00:41.12

} 30-39
40-49
Need merging
talk to Lynn

EventTitle	Gender	AgeBand	Time
Freestyle 50m (Transplant)	M	16 to 29	00:28.61
Freestyle 50m (Transplant)	M	16 to 29	00:29.93
Freestyle 50m (Transplant)	M	16 to 29	00:31.22
Freestyle 50m (Transplant)	M	16 to 29	00:34.11
Freestyle 50m (Transplant)	M	16 to 29	00:43.21

EventTitle	Gender	AgeBand	Time
Freestyle 50m (Transplant)	M	30 to 39	00:25.71
Freestyle 50m (Transplant)	M	30 to 39	00:26.88
Freestyle 50m (Transplant)	M	30 to 39	00:29.18
Freestyle 50m (Transplant)	M	30 to 39	00:29.54
Freestyle 50m (Transplant)	M	30 to 39	00:35.66
Freestyle 50m (Transplant)	M	30 to 39	00:37.72
Freestyle 50m (Transplant)	M	30 to 39	00:39.71
Freestyle 50m (Transplant)	M	30 to 39	00:40.26
Freestyle 50m (Transplant)	M	30 to 39	DNS
Freestyle 50m (Transplant)	M	30 to 39	DNS

EventTitle	Gender	AgeBand	Time
Freestyle 50m (Transplant)	M	40 to 49	00:33.96
Freestyle 50m (Transplant)	M	40 to 49	00:48.86
Freestyle 50m (Transplant)	M	40 to 49	DNS
Freestyle 50m (Transplant)	M	40 to 49	DNS

EventTitle	Gender	AgeBand	Time
Freestyle 50m (Transplant)	M	50 to 59	00:33.27
Freestyle 50m (Transplant)	M	50 to 59	00:37.48
Freestyle 50m (Transplant)	M	50 to 59	00:58.06

EventTitle	Gender	AgeBand	Time
Freestyle 50m (Transplant)	M	60 to 69	00:35.76
Freestyle 50m (Transplant)	M	60 to 69	00:37.54
Freestyle 50m (Transplant)	M	60 to 69	00:45.40
Freestyle 50m (Transplant)	M	60 to 69	00:50.29
"	M	60+	00:38.02

Mens 50m Freestyle

Dialysis category

Pos	FirstName	LastName	OrgName
1	Mario	López Payo	Spain
2	Frédéri	COTTET	France
3	Gal	Hostnik	Slovenia
4	Ayat	Aitmanov	Kazakhstan
5			
6			

Medal category: M2

Pos	FirstName	LastName	OrgName
1	Andrzej	Dziedzic	Poland
2	Péter	Quittner	Hungary
3	Ádám László	Domonkos	Hungary
4	Marcel	Michna	Germany
5	Luke	Alexander	Great Britain & Northern Ireland

Medal category: M3 race

Pos	FirstName	LastName	OrgName
1	Liam	Barnett	Great Britain & Northern Ireland
2	André	Jorge	Portugal
3	Lewis	Watt	Great Britain & Northern Ireland
4	christopher	holmes	Great Britain & Northern Ireland
5	Raf	Dubois	Belgium
6	Zhandos	Imashev	Kazakhstan
7	Martin	Lane	Great Britain & Northern Ireland
8	Matthias	Bielawski	Germany
9	Gabit	Babeyev	Kazakhstan
10	Robert	Grabowski	Germany

Heat 5 - Medal category: M4

Pos	FirstName	LastName	OrgName
1	Jarosław	Mazurowski	Poland
2	Marat	Zhitpisbayev	Kazakhstan
3	David	Fisher	Great Britain & Northern Ireland
4	Richard	Kombi	France

Heat 6 - Medal category: M5

Pos	FirstName	LastName	OrgName
1	Andrzej	Lewandowski	Poland
2	William	Rothwell	Great Britain & Northern Ireland
3	Roland Wouter	Bordewijk	Netherlands

Heat 7 - Medal category: M6

Pos	FirstName	LastName	OrgName
①	Andrew	Clarke	Great Britain & Northern Ireland
②	László	Pengő	Hungary
3	Peter	Heffernan	Ireland
4	Jiří	Nídl	Czech Republic
③	William	Noble	Great Britain & Northern Ireland

2022 European Transplant & Dialysis Games

Table Tennis

26/08/2022



**EUROPEAN TRANSPLANT
AND DIALYSIS GAMES**

OXFORD 2022

2022 European Transplant & Dialysis Games

Table Tennis

16+ Mixed Doubles			
	Carmen Almagro/Janos Szendi (HUN)		
		Bernat Bacs/Irma Toth (HUN)	
Harm Butthuis/Breendinade Vree (NED)	Bernat Bacs/Irma Toth (HUN)		Bernat Bacs/Irma Toth (HUN)
Bernat Bacs/Irma Toth (HUN)			
Laure Brenaud/Marc Hatchadourier (FRA)	Ralph Rogers/Lucy Bowskill (GB&NI)		
Ralph Rogers/Lucy Bowskill (GB&NI)			
		Ralph Rogers/Lucy Bowskill (GB&NI)	
	Zolton Jonos Koka/Gabriella Szabo (HUN)		

2022 European Transplant & Dialysis Games

Table Tennis

Female

18 – 49 Female (Group 1)		
Carmen Almagro/Irma Toth	Hungary	1 st
Zoe Buchanan/Claire Downer	Great Britain & Northern Ireland	2 nd
Laure Bremaud/Julie Vuillermet	France	3 rd

50+ Female (Group 2)		
Lucy Bowskill/Boryana Nankova	Great Britain & Northern Ireland	1 st
Gabriella Szabo/Csilla Ibolya Tothne Pataki	Hungary	2 nd
Elisabeth Holsford/Helen Tasker	Great Britain & Northern Ireland	3 rd

16-49 Male (Group 3)		
Bernat Bacsı/Janos Szabo	Hungary	1 st
Dimitrios Andreadis/Konstantinos Kalos	Greece	2 nd
Barnabas Moricz/Bence Szabo	Hungary	3 rd

50+ Male (Group 4)		
Ionnis Arkas/Christos Xenos	Greece	1 st
Wolfgang Lorenzen/Dietnar Steude	Germany	2 nd
Englebert Eising/Uwe Albrecht	Germany	3 rd
Robert Kopecky/Miroslav Tichy	Slovakia	
Lennart Ekdahl/Ulf Ununger	Sweden	
Petris Kakolyris/Nikolaos Chatzilios	Greece	

2022 European Transplant & Dialysis Games

Table Tennis

25/08/2022



**EUROPEAN TRANSPLANT
AND DIALYSIS GAMES**

OXFORD 2022

2022 European Transplant & Dialysis Games

Table Tennis

18-29 Female Transplant Dialysis	
Zoe Buchanan (GB&NI)	
Lisanne Brinkhoff (NED)	Zoe Buchanan (GB&NI)
	Stefanie Krenmayer (AUT)
Paraskevi Vagiakakou (KAZ)	Stefanie Krenmayer (AUT)
Stefanie Krenmayer (AUT)	

30-49 Female Transplant Dialysis	
Laura Tabazhanova	Gold
Irma Toth	Silver
Lucy Bowskill	Bronze

50+ Female Transplant Dialysis	
Carmen Almagro (HUN)	
Berendina De Vree (NED)	Carmen Almagro (HUN)
	Carmen Almagro (HUN)
Boryona Nankova (GB&NI)	Gabriella Szabo (HUN)
Gabriella Szabo (HUN)	

2022 European Transplant & Dialysis Games

Table Tennis

16-29 Male Transplant Dialysis			
Barnabas Moricz (HUN)			
Yealaman Daulet Khan (KAZ)	Barnabas Moricz (HUN)		
		Peter Quittner (HUN)	
Ollie Edwards (GB&NI)	Peter Quittner (HUN)		
Peter Quittner (HUN)			
30-49 Male Transplant Dialysis			
Konstantinos Kalos (GRE)			
Piotr Urban (POL)	Piotr Urban (POL)		
		Bernat Bacsi (HUN)	
Dimitrios Andreadis (GRE)			
Bernat Bacsi (HUN)	Bernat Bacsi (HUN)		
			Bernat Bacsi (HUN)
Gyorgi Gubai (HUN)			
Siegfried Meschnig (AUT)	Gyorgi Gubai (HUN)		
		Claudio Mendes (POR)	
Claudio Mendes (POR)			
Zoltan Jonos Koka (HUN)	Claudio Mendes (POR)		

2022 European Transplant & Dialysis Games

Table Tennis

50+ Male Transplant Dialysis		
Zsolt Krusco (HUN)	Marc Hatchadourian (FRA)	Zsolt Krusco (HUN)
Ralph Rogers (GB&NI)	Zsolt Krusco (HUN)	
		Christos Xenos (GRE)
Robert Kopecky (SLO)		Christos Xenos (GRE)
Christos Xenos (GRE)		
		Ulf Ununger (SWE)
Janos Szendi (HUN)		
Miroslav Tichy (SLO)		Janos Szendi (HUN)
		Ulf Ununger (SWE)
Ulf Ununger (SWE)	Ulf Ununger (SWE)	Ulf Ununger (SWE)
Martin Svendsen (DEN)	Jerzy Krusco (HUN)	

European Transplant and Dialysis Games

Virtual Triathlon Results



Name	Country	Mini Marathon	28k Road Race	400m Freestyle Swim	Total Time	
David Deri	Hungary	21:44.00	37:01.81	07:26.76	01:06:12.57	GOLD
Eric Van Rompaye	Belgium	22:18.00	37:51.82	06:08.39	01:06:18.21	SILVER
Christian Bayon	Portugal	31:35.00	45:08.12	08:38.82	01:25:21.94	BRONZE
Tadeusz Flak	Poland	33:33.00	46:50.28	12:26.83	01:32:50.11	

2022 European Transplant & Dialysis Games

VOLLEYBALL

White Horse Leisure Centre

23/08/2022 – 24/08/2022



**EUROPEAN TRANSPLANT
AND DIALYSIS GAMES**

OXFORD 2022

2022 European Transplant & Dialysis Games

White Horse Leisure Centre

	GBR & NI	HUN	ITA	KAZ		Games WON	Games LOST	Points for	Points Against	Points 2 for win
GBR & NI		37 - 50	27 - 50	46 - 44		1	2	110	144	2
HUN	50 - 37		27 - 50	50 - 38		2	1	114	138	4
ITA	50 - 27	50 - 27		50 - 25		3	0	150	79	6
KAZ	44 - 46	38 - 50	25 - 50			0	3	107	146	0

Final Positions

GOLD	Italy
SILVER	Hungary
BRONZE	GB&NI
4th	Kazakhstan

European Transplant & Dialysis Games - Oxford 2022
Cycling - 28k Road Race Results - Individual



RaceNumber	FirstName	LastName	OrgName	SportTitle	Type	Gender	AgeBand	Position	Time	Laps
3053	Gergo	Laszlo Mezei	Hungary	Cycling - 28k Road Race	Transplant	M	18-39	1	34:18.218	3
3043	William	Black	Great Britain and Northern Ireland	Cycling - 28k Road Race	Transplant	M	18-39	2	34:18.864	3
3073	Tim	Hartman	Netherlands	Cycling - 28k Road Race	Transplant	M	18-39	3	34:19.105	3
3007	Cyril	Del Pistoria	France	Cycling - 28k Road Race	Transplant	M	18-39	4	34:19.108	3
3052	David	Deri	Hungary	Cycling - 28k Road Race	Transplant	M	18-39	5	37:01.814	3
3057	Luca	Pietrella	Italy	Cycling - 28k Road Race	Transplant	M	18-39	6	42:15.299	3
3019	Daniel	Peel	Great Britain and Northern Ireland	Cycling - 28k Road Race	Transplant	M	18-39	7	46:26.633	3
2044	William	Barnett	Great Britain and Northern Ireland	Cycling - 28k Road Race	Transplant	M	18-39	8	43:12.433	3
2029	Matthew	Domingo	Great Britain and Northern Ireland	Cycling - 28k Road Race	Transplant	M	18-39	9	50:46.808	3
5093	Carlo Fabio	Calcagni	Italy	Cycling - 28k Road Race	Dialysis	M	30-59	1	32:35.707	3
5088	Michael	Gilligan	Great Britain and Northern Ireland	Cycling - 28k Road Race	Dialysis	M	30-59	2	37:31.322	3
3075	Ivan	Pronin	Ukraine	Cycling - 28k Road Race	Dialysis	M	30-59	3	29:31.612	2
4079	Bart	Rienties	Netherlands	Cycling - 28k Road Race	Transplant	M	40-49	1	32:28.829	3
4003	Jo	Emmers	Belgium	Cycling - 28k Road Race	Transplant	M	40-49	2	34:28.829	3
4095	Andrej	Zido	Slovenia	Cycling - 28k Road Race	Transplant	M	40-49	3	35:03.165	3
4000	Martin	Krimbacher	Austria	Cycling - 28k Road Race	Transplant	M	40-49	4	38:02.370	3
4014	Benjamin	Cornet	France	Cycling - 28k Road Race	Transplant	M	40-49	5	39:23.962	3
4096	Carlos Alberto	Parravicini	Spain	Cycling - 28k Road Race	Transplant	M	40-49	6	42:29.699	3
4092	Antonio	Rodrigues	Portugal	Cycling - 28k Road Race	Transplant	M	40-49	7	47:07.847	3
4020	Dean	Ryan	Great Britain and Northern Ireland	Cycling - 28k Road Race	Transplant	M	40-49	8	DNS	0
4021	Gavin	Giles	Great Britain and Northern Ireland	Cycling - 28k Road Race	Transplant	M	40-49	9	DNS	0
4103	Roger Anton	Arnet	Switzerland	Cycling - 28k Road Race	Transplant	M	40-49	10	DNS	0
5003	Eric	Van Rompaye	Belgium	Cycling - 28k Road Race	Transplant	M	50-59	1	37:51.821	3
5112	Joao	Rebelo Lopes	Portugal	Cycling - 28k Road Race	Transplant	M	50-59	2	38:04.819	3
5039	Michael	Oliver	Great Britain and Northern Ireland	Cycling - 28k Road Race	Transplant	M	50-59	3	38:04.984	3
5097	Stefano	Caredda	Italy	Cycling - 28k Road Race	Transplant	M	50-59	4	38:05.461	3
5038	Michael	Grisenthwaite	Great Britain and Northern Ireland	Cycling - 28k Road Race	Transplant	M	50-59	5	38:06.088	3
5044	Sean	Rintoul	Great Britain and Northern Ireland	Cycling - 28k Road Race	Transplant	M	50-59	6	38:36.101	3
5001	Martin	Krimbacher	Austria	Cycling - 28k Road Race	Transplant	M	50-59	7	38:36.117	3
5036	Mark	Haddock	Great Britain and Northern Ireland	Cycling - 28k Road Race	Transplant	M	50-59	8	40:58.509	3
5029	Ian	Horner	Great Britain and Northern Ireland	Cycling - 28k Road Race	Transplant	M	50-59	9	45:52.570	3
5000	Helmut	Bruckberger	Austria	Cycling - 28k Road Race	Transplant	M	50-59	10	32:12.578	2
5031	Jim	Clarke	Great Britain and Northern Ireland	Cycling - 28k Road Race	Transplant	M	50-59	11	32:17.493	2
5013	Andrew	Dorrian	Great Britain and Northern Ireland	Cycling - 28k Road Race	Transplant	M	50-59	n/a	DNS	0
5019	Darren	Andrews	Great Britain and Northern Ireland	Cycling - 28k Road Race	Transplant	M	50-59	n/a	DNS	0
5045	Stephen	Rogers	Great Britain and Northern Ireland	Cycling - 28k Road Race	Transplant	M	50-59	n/a	DNS	0
5094	Eugen	Vikoler	Italy	Cycling - 28k Road Race	Transplant	M	50-59	n/a	DNS	0
5121	Teoman	Erdogan	Turkey	Cycling - 28k Road Race	Transplant	M	50-59	n/a	DNS	0
6059	Ermanno	Manenti	Italy	Cycling - 28k Road Race	Transplant	M	60-70+	1	35:59.680	3
6054	John	Moran	Ireland	Cycling - 28k Road Race	Transplant	M	60-70+	2	35:59.683	3
6015	Gerald	Brown	Great Britain and Northern Ireland	Cycling - 28k Road Race	Transplant	M	60-70+	3	36:00.143	3
6030	Stephen	Donaldson	Great Britain and Northern Ireland	Cycling - 28k Road Race	Transplant	M	60-70+	4	39:33.529	3
6068	Christian	Bayon	Portugal	Cycling - 28k Road Race	Transplant	M	60-70+	5	45:08.120	3
6011	Andrew	Lewis	Great Britain and Northern Ireland	Cycling - 28k Road Race	Transplant	M	60-70+	6	46:04.420	3
6067	Tadeusz	Flak	Poland	Cycling - 28k Road Race	Transplant	M	60-70+	7	46:50.281	3
7016	Enrico	Del'Acqua	Italy	Cycling - 28k Road Race	Transplant	M	60-70+	8	36:40.344	2
6025	Nicholas	Topley	Great Britain and Northern Ireland	Cycling - 28k Road Race	Transplant	M	60-70+	n/a	DNS	0
4035	Ottilie	Quince	Great Britain and Northern Ireland	Cycling - 28k Road Race	Transplant	F	30-49	1	37:21.851	3
3000	Mari	Martinez	Andorra	Cycling - 28k Road Race	Transplant	F	30-49	2	40:31.454	3
3028	Jenny	Glithero	Great Britain and Northern Ireland	Cycling - 28k Road Race	Transplant	F	30-49	3	31:48.088	2
5046	Susan	Tarling	Great Britain and Northern Ireland	Cycling - 28k Road Race	Transplant	F	50-69	1	27:36.860	2
5053	Christina	Hummel	Germany	Cycling - 28k Road Race	Transplant	F	50-69	2	32:11.148	2
6014	Fiona	Carnan	Great Britain and Northern Ireland	Cycling - 28k Road Race	Transplant	F	50-69	3	32:23.504	2
5050	Zoe	Dixon	Great Britain and Northern Ireland	Cycling - 28k Road Race	Transplant	F	50-69	4	35:14.529	2
5033	Karen	Flavell	Great Britain and Northern Ireland	Cycling - 28k Road Race	Transplant	F	50-69	5	36:39.832	2

European Transplant & Dialysis Games 2022
Male Doubles



EUROPEAN TRANSPLANT
AND DIALYSIS GAMES
OXFORD 2022

18-29

	Country		1	2	3	Medal
1	GB&NI	Robert Collins Harry Stapleton		15 7 15	15 15	Gold
2	GB&NI	Cameron Mcgregor-Ogden Henry Sussum	9 15 10		15 11 15	Silver
3	GB&NI	Rajkumar Parmar Venkata Vunna	10 14	11 15 5		Bronze

30-49

	Country		1	2	3	Medal
1	Czech Republic	Roman Dunda Petr Zitny		11 8	15 15	Silver
2	GB&NI	Chris Pierce Claire Downer	15 15		15 15	Gold
3	Hungary	Harry Stapleton Zoe Buchanan	5 14	8 12		Bronze

50+

	Country		1	2	3	Medal
1	Germany	Hagen Brosch Andreas Zimmermann		15 15	9 5	Silver
2	GB&NI	Alexanda Bell Leuan Ellis	9 13		4 3	Gold
3	Thailand	Attapol Likitpattamasingh Pisit Thanomphan	15 15	15 15		

European Transplant & Dialysis Games 2022
Mixed Doubles 16+



EUROPEAN TRANSPLANT
AND DIALYSIS GAMES
OXFORD 2022

Group A

	Country		1	2	3	4
1	GB&NI	Siegfried Meschnig Stefanie Krenmayer		6 4	6 5	15 8 9
2	GB&NI	Chris Pierce Claire Downer	15 15		11 15 15	15 15
3	Hungary	Harry Stapleton Zoe Buchanan	15 15	15 5 13		15 15
4	Switzerland	Andreas Zimmermann Hulie Vullermet	14 15 15	6 5	10 2	

Group B

	Country		1	2	3	4
1	Hungary	Attila Bela Boldizsar Zsuzsanna Hanyu		15 15	14 12	15 15
2	Switzerland	Florian Lorenzana Sandra Strebel	6 7		10 4	14 5
3	GB&NI	Cameron McGregor-Ogden Lenka Novakova	15 15	15 15		15 15
4	GB&NI	Robert Collins Lucy Young	8 11	15 15	10 6	

European Transplant & Dialysis Games 2022
Mixed Doubles 16+

Finals

Semi Finals

Final

Winner

1 Chris Pierce & Claire Downer

2 Attila Bela Boldizsar

3 Harry Stapleton & Zoe Buchanan

4 Cameron McGregor-Ogden & Lenka Novakova

Chris Pierce & Claire Downer

Cameron McGregor-Ogden & Lenka Novakova

Chris Pierce &
Claire Downer

European Transplant & Dialysis Games 2022
Female Doubles 16+



	Country		1	2	3	4	Medals
1	GB&NI	Claire Downer Lenka Novakova		15 15	11 15 13	15 15	Gold
2	GB&NI	Zoe Buchanan Lucy Young	3 8		13 13	15 15	Silver
3	Hungary Switzerland	Zsuzsanna Hanyu Sandra Strebel	15 10 15	15 15		15 15	No Medal
4	France	Laure Bremaud Julie Vullermet	6 5	8 9	7 4		Bronze

European Transplant & Dialysis Games - Oxford 2022

Monday Results Ten Pin Bowling



First Name	Last Name	OrgName	EventTitle	Gender	AgeBand	Position	Performance
Diana	Reddy	Great Britain & Northern Ireland	Singles (Transplant)	F	30 to 39	1	393
Gulmira	Smailova	Kazakhstan	Singles (Transplant)	F	30 to 39	2	393
Paraskevi	Vagiakakou	Greece	Singles (Dialysis)	F	30 to 39	3	367
Karen	Mills	Great Britain & Northern Ireland	Singles (Transplant)	F	30 to 39	4	336
Marie	Davies	Great Britain & Northern Ireland	Singles (Transplant)	F	30 to 39	5	263

Erika	Fitos	Hungary	Singles (Transplant)	F	40 to 49	1	445
Helen	Giffin	Great Britain & Northern Ireland	Singles (Transplant)	F	40 to 49	2	316
Ann-Sophie	Claeys	Belgium	Singles (Transplant)	F	40 to 49	3	314
Asimina	Mpousoula	Greece	Singles (Transplant)	F	40 to 49	DNS	DNS

Mária	Czakóné Szabó	Hungary	Singles (Transplant)	F	50 to 59	1	416
Alajosné	Lukács	Hungary	Singles (Transplant)	F	60 to 69	2	392
Gulmira	Nugmanova	Kazakhstan	Singles (Transplant)	F	50 to 59	3	315
Fotini	Doumouliaka	Greece	Singles (Transplant)	F	50 to 59	4	306
Karen	Casey	Great Britain & Northern Ireland	Singles (Transplant)	F	50 to 59	5	180

Suen	Abiola	Great Britain & Northern Ireland	Singles (Dialysis)	M	18 to 29	1	214
Maksym	Shulha	Ukraine	Singles (Dialysis)	M	18 to 29	2	206
Sean	Paul	Great Britain & Northern Ireland	Singles (Dialysis)	M	18 to 29	3	199
Kyle	Guntrip	Great Britain & Northern Ireland	Singles (Dialysis)	M	18 to 29	DNS	DNS
Adam	Atkinson	Great Britain & Northern Ireland	Singles (Transplant)	M	18 to 29	DNS	DNS
Danny	Mahoney	Great Britain & Northern Ireland	Singles (Transplant)	M	18 to 29	DNS	DNS
Joshua	Mayhead	Great Britain & Northern Ireland	Singles (Transplant)	M	18 to 29	DNS	DNS
Samuel	Clarke	Great Britain & Northern Ireland	Singles (Transplant)	M	18 to 29	DNS	DNS

Tyrie	Kamara	Great Britain & Northern Ireland	Singles (Transplant)	M	18 to 29	1	283
William	Kempster	Great Britain & Northern Ireland	Singles (Transplant)	M	18 to 29	2	235
Joshua	Bowles	Great Britain & Northern Ireland	Singles (Transplant)	M	18 to 29	3	231
Khan	Musab	Great Britain & Northern Ireland	Singles (Transplant)	M	18 to 29	4	200
Aziz	Tayyab	Great Britain & Northern Ireland	Singles (Transplant)	M	18 to 29	5	199
Jamie	Remedios	Great Britain & Northern Ireland	Singles (Transplant)	M	18 to 29	6	144

Jarrold	Stumke	Great Britain & Northern Ireland	Singles (Transplant)	M	30 to 39	DNS	DNS
Yeldos	Manarbek	Kazakhstan	Singles (Transplant)	M	30 to 39	DNS	DNS
Yiannos	Nearchou	Cyprus	Singles (Transplant)	M	30 to 39	1	493
Brett	Beeley	Great Britain & Northern Ireland	Singles (Transplant)	M	30 to 39	2	448
Philip	Kelly	Great Britain & Northern Ireland	Singles (Transplant)	M	30 to 39	3	434
Joni	Saarinen	Finland	Singles (Transplant)	M	30 to 39	4	419
Almas	Gappazov	Kazakhstan	Singles (Transplant)	M	30 to 39	5	372
Markus	Malter	Germany	Singles (Transplant)	M	30 to 39	6	358
Wayne	Hartley	Great Britain & Northern Ireland	Singles (Transplant)	M	30 to 39	7	343
Serzhan	Kassainov	Kazakhstan	Singles (Dialysis)	M	30 to 39	8	291
Zhandos	Imashev	Kazakhstan	Singles (Transplant)	M	30 to 39	9	284
John	Cross	Great Britain & Northern Ireland	Singles (Transplant)	M	30 to 39	10	237

Petri	Rapeli	Finland	Singles (Transplant)	M	40 to 49	2	512
Stylios	Dermizakis	Greece	Singles (Transplant)	M	40 to 49	1	512
Simon	Elmore	Great Britain & Northern Ireland	Singles (Transplant)	M	40 to 49	3	481
Kristian	Marsh	Great Britain & Northern Ireland	Singles (Transplant)	M	40 to 49	4	437
Nicos	Kazinos	Cyprus	Singles (Transplant)	M	40 to 49	5	421
Daniel	Howard	Cyprus	Singles (Transplant)	M	40 to 49	6	380
Steven	Harrison	Great Britain & Northern Ireland	Singles (Transplant)	M	40 to 49	7	289
Richard	Kombi	France	Singles (Transplant)	M	40 to 49	8	265
Freddy	Karlsson	Sweden	Singles (Transplant)	M	40 to 49	DNS	DNS

Nikolaos	Kamaratos	Greece	Singles (Transplant)	M	50 to 59	1	507
Zoltán	Juhász	Hungary	Singles (Transplant)	M	50 to 59	2	486

Toby	Gaddum	Great Britain & Northern Ireland	Singles (Transplant)	M	50 to 59	3	407
Christos	Xenos	Greece	Singles (Transplant)	M	50 to 59	4	381
Athanasios	Anachourlis	Greece	Singles (Transplant)	M	50 to 59	5	375
Frank	Ruemelin	Germany	Singles (Dialysis)	M	50 to 59	6	371
Andrew	Dorrian	Great Britain & Northern Ireland	Singles (Transplant)	M	50 to 59	7	342
PAOLO	PERRA	Italy	Singles (Transplant)	M	50 to 59	8	298
Bauyrzhan	Abdullayev	Kazakhstan	Singles (Dialysis)	M	50 to 59	9	297
Adilkhan	Zhandar	Kazakhstan	Singles (Transplant)	M	50 to 59	10	284
Pedro José	Grilo	Portugal	Singles (Transplant)	M	50 to 59	11	233
Attapol	Likitpattamasingh	Thailand	Singles (Transplant)	M	50 to 59	12NS	455 NS

MOCHT	EL LATIF	Greece	Singles (Transplant)	M	60 to 69	1	510
Charalambos	Soteriou	Cyprus	Singles (Transplant)	M	60 to 69	2	426
Henrik	Semenič	Slovenia	Singles (Dialysis)	M	60 to 69	3	369
Willem	Heinis	Netherlands	Singles (Transplant)	M	60 to 69	4	345
Andrew	Dibsdall	Great Britain & Northern Ireland	Singles (Dialysis)	M	60 to 69	5	182

Sándor Lajos	Soós	Hungary	Singles (Transplant)	M	70+	DNS	DNS
Ioannis	Arkas	Greece	Singles (Transplant)	M	70+	1	471
József	Nádasdy	Hungary	Singles (Transplant)	M	70+	2	430
Kamayah	Appadoo	Great Britain & Northern Ireland	Singles (Transplant)	M	70+	3	405
Michael	Halward	Great Britain & Northern Ireland	Singles (Transplant)	M	70+	4	401
Antonis	Antoniou	Cyprus	Singles (Transplant)	M	70+	5	390

European Transplant & Dialysis Games - Oxford 2022 Ten Pin Bowling
Results - Tuesday



EUROPEAN TRANSPLANT
AND DIALYSIS GAMES
OXFORD 2022

Position	Competitors	Score
Mixed Doubles		
1	Zoltan Juhasz/Erika Fitos	900
2	Klementina Grosz/Istvan Sandor Korodi	862
3	Alajosne Lukacs/Jozsef Nadasdy	809
4	Athanasios Anachourlis/Paraskevi Vagiakakou	778
5	Marie Czakone Szabo/Robert Czinczias	774
6	Brett Beeley / Diana Reddy	769
7	Nikolaos Kamaratos/Fotini Doumouliaka	750
8	Joannis Arkas/Marina Pitropaki	732
9	Wayne Hartley/Karen Mills	699
10	Asimina Mpousoula/Mocht El El Latif	689
11	Stylios Dermizakis/Eirini Michailidi	650
12	Yelaman Daulet Khan/Gulmira Smailova	627
13	Phillip Kelly/ Marie Davies	609
14	Olena Bukach/Mariana Chumak	0
Female Doubles		
1	Erika Fitos/Klementina Grosz	859
2	Karen Mills/Diana Reddy	771
3	Maria C Szabo/Alajosne Edit Lukacs	743
4	Eirini Michailidi/Paraskevi Vagiakakou	555
Mens 16-29		
1	Samuel Newton/Michael Halward	693
2	William Kempster/Joshua Bowles	611
3	Ikhlaq Ahmed/Tyrie Kamara	457
4	Musab Khan/Sean Paul	399
5	Jamie Remedios/Aziz Tayyab	328
Mens 30-39		
1	Brett Beeley/Simon Elmore	924
2	Petri Rapeli/Joni Saarinen	877
3	Nicos Kazinos/Yiannos Nearchou	865
4	Wayne Hartley/Philip Kelly	745
5	Maximilian Lang/Siegfried Meschnig	679
6	Andrew Dorrian/Daymon Johnstone	582
Mens 40-49		
1	Giannis Arkas/Stylios Dermizakis	835
2	Yerzhan Mukhamadiyev/Zhanibek Uspanov	726
3	Constantinos Papadamou/Daniel Howard	640
Mens 50-59		
1	Jozsef Nadasdy/Istvan Korodi	855
2	Nikolaos Kamaratos/Christos Xenos	841
3	Endre Peter Kenozsy/Zoltan Juhasz	810
4	Athanasios Anachourlis/Mocht El El Latif	777
5	Kamayah Appadoo/Toby Gaddum	679
NS	Attapol Likitpattamasingh/Pisit Thanomphan	907 NS
Mens 60-69 & 70+		
1	Antonis Antoniou/Charalambos Soteriou	789
2	Stefan Endrich/Wolfgang Lorenzen	673
3	Charlie Ryan/Henry Ward	340