7th EUROPEAN TRANSPLANT AND DIALYSIS GAMES

AUGUST 18TH - AUGUST 25TH, 2012

ZAGREB / CROATIA

- R E S U L T S -



7. Europske sportske igre tvransplantiranih i dijaliziranih u Zagrebu

7th European Transplant & Dialysis Games

Category results - Road Race

Female

Pos	Num	Name	Cat	Country	Lap1	Lap2	Lap3	Time Completed
1	249	Ottilie Morgan	F3	United Kingdom	12:26	12:34	12:47	37:45.26
2	41	Ulrika Svantesson	F4	Sweden	12:26	12:34	12:47	37:45.56
3	248	Melissa Slaney	F4	United Kingdom	12:26	13:00	13:28	38:52.71
4	106	Monica Hofer	F5	Italy	14:09	14:55	14:54	43:55.41

Male 30-39 / Male 18-29

Pos	Num	Name	Cat	Country	Lap1	Lap2	Lap3	Time Completed
1	125	Antonino Raffa	M3	Italy	12:08	11:51	11:51	35:48.55
2	48	Javier Fernández Losa	M3	Spain	12:08	11:50	11:53	35:49.90
3	85	Arnold Obexer	M3	Italy	12:08	11:50	11:55	35:51.75
4	19	Alex Geldof	M3	Belgium	12:08	11:50	12:09	36:06.35
5	217	Thomas Motsch	M2	France	12:19	12:32	12:43	37:32.40
6	502	Eoghan O'Neill	M2	Ireland	12:54	13:16	14:02	40:10.80
7	452	Željko Gundić	M3	Croatia	12:20	13:50	14:02	40:11.05
8	79	Erlend Gjerde	M3	Norway	12:08	n.a.	n.a.	DNF
9	327	Anders Billstrom	M3	Sweden	n.a.	n.a.	n.a.	DNS

Male 40-49

Pos	Num	Name	Cat	Country	Lap1	Lap2	Lap3	Time Completed
1	116	Walter Uccheddu	M4	Italy	11:50	10:16	12:14	34:19.00
2	30	Lose' Bastia	M4	Italy	11:50	10:16	12:15	34:19.00
3	176	Richard Smith	M4	United Kingdom	11:50	10:16	12:15	34:19.20
4	367	Stefano Caredda	M4	Italy	11:50	10:16	12:16	34:20.45
5	20	Kris van moere	M4	Belgium	11:49	11:01	12:10	34:59.80
6	238	Stephan Müller	M4	Germany	11:51	11:00	12:12	35:00.80
7	95	Nicolas Buchwalder	M4	Switzerland	11:50	11:00	12:14	35:02.65
8	289	Thomas Schladitz	M4	Germany	11:50	11:51	12:25	36:05.45
9	369	Giuseppe Faa	M4	Italy	11:51	11:54	12:31	36:14.65
10	503	Stephane Delmas	M4	France	12:51	13:29	13:30	39:48.50

Male 50-59

Pos	Num	Name	Cat	Country	Lap1	Lap2	Lap3	Time Completed
1	212	Max Grandisson	M5	France	11:02	10:36	11:26	33:02.50
2	178	Alain Fossard	M5	France	11:01	10:36	11:27	33:03.30
3	101	Michael Prenner	M5	Italy	11:02	10:36	11:27	33:03.40
4	277	Erich Sonnweber	M5	Austria	11:01	10:37	11:28	33:04.20
5	314	Jose Lopez Rivas	M5	Spain	11:02	10:36	11:31	33:08.15
6	158	Norbert Krütt-Hüning	M5	Germany	12:05	12:11	12:11	36:26.10
7	81	John Leveson	M5	United Kingdom	12:05	12:11	12:11	36:26.20
8	281	Dieter Pörschmann	M5	Germany	12:05	12:11	12:15	36:30.50
9	500	Alain Fouilleron	M5	France	12:08	12:53	13:03	38:03.55
10	202	Richard Sicre	M5	France	11:01	n.a.	n.a.	45:25.90

Male 60-69 / Male 70-79

Pos	Num	Name	Cat	Country	Lap1	Lap2	Lap3	Time Completed
1	119	Enrico Dell'acqua	M7	Italy	12:27	13:26	13:06	38:57.36
2	99	Renzo Dematte	M6	Italy	12:27	13:27	13:13	39:05.11
3	189	Jean Claude Le Bourhis	M7	France	12:28	13:26	14:02	39:54.11
4	428	Benjamin Macor	M6	France	12:27	13:26	14:39	40:30.81
5	118	Giulio Bettinelli	M6	Italy	13:26	14:16	14:31	42:11.31
6	208	Gérard Costa	M6	France	13:42	14:00	14:31	42:11.41
7	309	Jose Miguel Petrina Cia	M6	Spain	12:27	13:26	n.a.	DNF

7. Europske sportske igre transplantiranih i dijaliziranih u Zagrebu

7th European Transplant & Dialysis Games

Overall Results - Road Race

Pos	Num	Name	Cat	Country	Lap1	Lap2	Lap3	Time Completed
1	212	Max Grandisson	M5	France	11:02	10:36	11:26	33:02.50
2	178	Alain Fossard	M5	France	11:01	10:36	11:27	33:03.30
3	101	Michael Prenner	M5	Italy	11:02	10:36	11:27	33:03.40
4	277	Erich Sonnweber	M5	Austria	11:01	10:37	11:28	33:04.20
5	314	Jose Lopez Rivas	M5	Spain	11:02	10:36	11:31	33:08.15
6	116	Walter Uccheddu	M4	Italy	11:50	10:16	12:14	34:19.00
7	30	Lose' Bastia	M4	Italy	11:50	10:16	12:15	34:19.00
8	176	Richard Smith	M4	United Kingdom	11:50	10:16	12:15	34:19.20
9	367	Stefano Caredda	M4	Italy	11:50	10:16	12:16	34:20.45
10	20	Kris van moere	M4	Belgium	11:49	11:01	12:10	34:59.80
11	238	Stephan Müller	M4	Germany	11:51	11:00	12:12	35:00.80
12	95	Nicolas Buchwalder	M4	Switzerland	11:50	11:00	12:14	35:02.65
13	125	Antonino Raffa	M3	Italy	12:08	11:51	11:51	35:48.55
14	48	Javier Fernández Losa	M3	Spain	12:08	11:50	11:53	35:49.90
15	85	Arnold Obexer	M3	Italy	12:08	11:50	11:55	35:51.75
16	289	Thomas Schladitz	M4	Germany	11:50	11:51	12:25	36:05.45
17	19	Alex Geldof	M3	Belgium	12:08	11:50	12:09	36:06.35
18	369	Giuseppe Faa	M4	Italy	11:51	11:54	12:31	36:14.65
19	158	Norbert Krütt-Hüning	M5	Germany	12:05	12:11	12:11	36:26.10
20	81	John Leveson	M5	United Kingdom	12:05	12:11	12:11	36:26.20
21	281	Dieter Pörschmann	M5	Germany	12:05	12:11	12:15	36:30.50
22	217	Thomas Motsch	M2	France	12:19	12:32	12:43	37:32.40
23	249	Ottilie Morgan	F3	United Kingdom	12:26	12:34	12:47	37:45.26
24	41	Ulrika Svantesson	F4	Sweden	12:26	12:34	12:47	37:45.56
25	500	Alain Fouilleron	M5	France	12:08	12:53	13:03	38:03.55
26	248	Melissa Slaney	F4	United Kingdom	12:26	13:00	13:28	38:52.71
27	119	Enrico Dell'acqua	M7	Italy	12:27	13:26	13:06	38:57.36
28	99	Renzo Dematte	M6	Italy	12:27	13:27	13:13	39:05.11
29	503	Stephane Delmas	M4	France	12:51	13:29	13:30	39:48.50
30	189	Jean Claude Le Bourhis	M7	France	12:28	13:26	14:02	39:54.11
31	502	Eoghan O'Neill	M2	Ireland	12:54	13:16	14:02	40:10.80
32	452	Željko Gundić	M3	Croatia	12:20	13:50	14:02	40:11.05
33	428	Benjamin Macor	M6	France	12:27	13:26	14:39	40:30.81
34	118	Giulio Bettinelli	M6	Italy	13:26	14:16	14:31	42:11.31
35	208	Gérard Costa	M6	France	13:42	14:00	14:31	42:11.41
36	106	Monica Hofer	F5	Italy	14:09	14:55	14:54	43:55.41
37	202	Richard Sicre	M5	France	11:01	n.a.	n.a.	45:25.90
38	309	Jose Miguel Petrina Cia	M6	Spain	12:27	13:26	n.a.	DNF
39	79	Erlend Gjerde	M3	Norway	12:08	n.a.	n.a.	DNF
40	327	Anders Billstrom	M3	Sweden	n.a.	n.a.	n.a.	DNS

7. Europske sportske igre transplantiranih i dijaliziranih u Zagrebu

7th European Transplant & Dialysis Games

Category results - Time Trial

Female

Pos	Num	Name	Year of birth	Cat	Country	Time Completed
1	249	Ottilie Morgan	1982	F3	United Kingdom	11:23
2	41	Ulrika Svantesson	1971	F4	Sweden	11:29
3	248	Melissa Slaney	1970	F4	United Kingdom	12:12
4	106	Monica Hofer	1953	F5	Italy	13:10
5	357	Monica Finn	1955	F5	Ireland	15:38
6	501	Charlotte Rodrigues		F2	France	18:30

Male 30-39 / Male 18-29

Pos	Num	Name	Year of birth	Cat	Country	Time Completed
1	79	Erlend Gjerde	1976	M3	Norway	09:29
2	48	Javier Fernández Losa	1974	M3	Spain	10:26
3	125	Antonino Raffa	1981	M3	Italy	10:32
4	85	Arnold Obexer	1978	M3	Italy	11:16
5	19	Alex Geldof	1973	M3	Belgium	11:33
6	217	Thomas Motsch	1988	M2	France	12:14
7	452	Željko Gundić	1977	M3	Croatia	12:47
8	327	Anders Billstrom	1977	M3	Sweden	DNS

Male 40-49

Pos	Num	Name	Year of birth	Cat	Country	Time Completed
1	176	Richard Smith	1967	M4	United Kingdom	09:40
2	30	Lose' Bastia	1966	M4	Italy	09:41
3	367	Stefano Caredda	1968	M4	Italy	09:45
4	116	Walter Uccheddu	1971	M4	Italy	10:09
5	20	Kris van moere	1971	M4	Belgium	10:17
6	95	Nicolas Buchwalder	1963	M4	Switzerland	10:56
7	238	Stephan Müller	1963	M4	Germany	11:29
8	369	Giuseppe Faa	1963	M4	Italy	11:42
9	289	Thomas Schladitz	1963	M4	Germany	12:15

Male 50-59

Pos	Num	Name	Year of birth	Cat	Country	Time Completed
1	178	Alain Fossard	1953	M5	France	10:11
2	277	Erich Sonnweber	1959	M5	Austria	10:22
3	212	Max Grandisson	1958	M5	France	10:34
4	314	Jose Lopez Rivas	1960	M5	Spain	10:38
5	202	Richard Sicre	1960	M5	France	10:46
6	101	Michael Prenner	1954	M5	Italy	10:46
7	81	John Leveson	1959	M5	United Kingdom	11:40
8	281	Dieter Pörschmann	1957	M5	Germany	11:43
9	158	Norbert Krütt-Hüning	1958	M5	Germany	11:44

Male 60-69 / Male 70-79

Pos	Num	Name	Year of birth	Cat	Country	Time Completed
1	119	Enrico Dell'acqua	1942	M7	Italy	11:42
2	99	Renzo Dematte	1945	M6	Italy	11:56
3	309	Jose Miguel Petrina Cia	1948	M6	Spain	12:20
4	428	Benjamin Macor	1945	M6	France	12:55
5	118	Giulio Bettinelli	1948	M6	Italy	13:06
6	189	Jean Claude Le Bourhis	1934	M7	France	13:17
7	208	Gérard Costa	1950	M6	France	13:32

7. Europske sportske igre transplantiranih i dijaliziranih u Zagrebu

7th European Transplant & Dialysis Games

Overall Results - Time Trial

Pos	Num	Name	Year of birth	Cat	Country	Time Completed
1	79	Erlend Gjerde	1976	M3	Norway	09:29
2	176	Richard Smith	1967	M4	United Kingdom	09:40
3	30	Lose' Bastia	1966	M4	Italy	09:41
4	367	Stefano Caredda	1968	M4	Italy	09:45
5	116	Walter Uccheddu	1971	M4	Italy	10:09
6	178	Alain Fossard	1953	M5	France	10:11
7	20	Kris van moere	1971	M4	Belgium	10:17
8	277	Erich Sonnweber	1959	M5	Austria	10:22
9	48	Javier Fernández Losa	1974	M3	Spain	10:26
10	125	Antonino Raffa	1981	M3	Italy	10:32
11	212	Max Grandisson	1958	M5	France	10:34
12	314	Jose Lopez Rivas	1960	M5	Spain	10:38
13	202	Richard Sicre	1960	M5	France	10:46
14	101	Michael Prenner	1954	M5	Italy	10:46
15	95	Nicolas Buchwalder	1963	M4	Switzerland	10:56
16	85	Arnold Obexer	1978	M3	Italy	11:16
17	249	Ottilie Morgan	1982	F3	United Kingdom	11:23
18	238	Stephan Müller	1963	M4	Germany	11:29
19	41	Ulrika Svantesson	1971	F4	Sweden	11:29
20	19	Alex Geldof	1973	M3	Belgium	11:33
21	81	John Leveson	1959	M5	United Kingdom	11:40
22	119	Enrico Dell'acqua	1942	M7	Italy	11:42
23	369	Giuseppe Faa	1963	M4	Italy	11:42
24	281	Dieter Pörschmann	1957	M5	Germany	11:43
25	158	Norbert Krütt-Hüning	1958	M5	Germany	11:44
26	99	Renzo Dematte	1945	M6	Italy	11:56
27	248	Melissa Slaney	1970	F4	United Kingdom	12:12
28	217	Thomas Motsch	1988	M2	France	12:14
29	289	Thomas Schladitz	1963	M4	Germany	12:15
30	309	Jose Miguel Petrina Cia	1948	M6	Spain	12:20
31	452	Željko Gundić	1977	M3	Croatia	12:47
32	428	Benjamin Macor	1945	M6	France	12:55
33	118	Giulio Bettinelli	1948	M6	Italy	13:06
34	106	Monica Hofer	1953	F5	Italy	13:10
35	189	Jean Claude Le Bourhis	1934	M7	France	13:17
36	208	Gérard Costa	1950	M6	France	13:32
37	357	Monica Finn	1955	F5	Ireland	15:38
38	501	Charlotte Rodrigues		F2	France	18:30
39	327	Anders Billstrom	1977	M3	Sweden	DNS

7th EUROPEAN TRANSPLANT AND DIALYSIS GAMES

ZAGREB
od [from]: 20.8.2012
do [to]: 20.8.2012

1. 50m SLOBODNO, Plivačice

1. 50m FREESTYLE, Female

Dobne skupine [Age Groups]

od god. [from YOB] DS [AG]
do god. [to YOB] DS [AG]

Plasman Ranking	Naziv Name	Gr. HT	St. LN	God. YOB	Klub Club	R.T. R.T.	~~Prijava~~ ~~Entry~~	Vrijeme Result	Bod Pts.	M.bod Cl.pts.	Napomena Note
	OPEN FEMALE										
1	**Wendy Jane Sincock**	1	3	1958	UNITED KINGDOM	**0.00**	~~10:00.0~~	**44.52**		**0**	
2	**Gudrun Manuwald-Seem**	1	6	1949	GERMANY	**0.00**	~~10:00.0~~	**50.85**		**0**	
3	**Mojca Lorencic**	1	5	1968	SLOVENIA	**0.00**	~~10:00.0~~	**52.14**		**0**	
4	**Camilla Serafini**	1	4	1992	ITALY	**0.00**	~~10:00.0~~	**1:03.68**		**0**	
	F7 70-99										
	F6 60-69										
1	**Gudrun Manuwald-Seem**	1	6	1949	GERMANY	**0.00**	~~10:00.0~~	**50.85**		**0**	
	F5 50-59										
1	**Wendy Jane Sincock**	1	3	1958	UNITED KINGDOM	**0.00**	~~10:00.0~~	**44.52**		**0**	
	F4 40-49										
1	**Mojca Lorencic**	1	5	1968	SLOVENIA	**0.00**	~~10:00.0~~	**52.14**		**0**	
	F3 30-39										
	F2 18-29										
1	**Camilla Serafini**	1	4	1992	ITALY	**0.00**	~~10:00.0~~	**1:03.68**		**0**	
	JF 0-17										

7th EUROPEAN TRANSPLANT AND DIALYSIS GAMES

ZAGREB
od [from]: 20.8.2012
do [to]: 20.8.2012

2. 50m SLOBODNO, Plivači

2. 50m FREESTYLE, Male

Dobne skupine [Age Groups]

od god. [from YOB] DS [AG]
do god. [to YOB] DS [AG]

Plasman Ranking	Naziv Name	Gr. HT	St. LN	God. YOB	Klub Club	R.T. R.T.	~~Prijava~~ ~~Entry~~	Vrijeme Result	Bod Pts.	M.bod Cl.pts.	Napomena Note
	OPEN MALE										
1	**Filip Tronnberg**	1	5	1988	SWEDEN	**0.00**	~~10:00.0~~	**28.56**		**0**	
2	**Pierre Viers**	1	4	1987	FRANCE	**0.00**	~~10:00.0~~	**28.75**		**0**	
3	**Peter Carstedt**	2	4	1977	SWEDEN	**0.00**	~~10:00.0~~	**30.48**		**0**	
4	**Andrzej Lewandowski**	1	8	1969	POLAND	**0.00**	~~10:00.0~~	**32.33**		**0**	
5	**Peter Krielkamp**	5	2	1958	GERMANY	**0.00**	~~10:00.0~~	**33.57**		**0**	
6	**Jaroslaw Mazurowski**	2	3	1980	POLAND	**0.00**	~~10:00.0~~	**35.32**		**0**	
7	**Ian Norman**	3	5	1969	UNITED KINGDOM	**0.00**	~~10:00.0~~	**36.56**		**0**	
8	**Jozsef Szabo**	5	5	1961	HUNGARY	**0.00**	~~10:00.0~~	**37.20**		**0**	
9	**Vincenzo Desideri**	5	6	1980	ITALY	**0.00**	~~10:00.0~~	**40.27**		**0**	
10	**Ivo Jukić**	3	4	1965	CROATIA	**0.00**	~~10:00.0~~	**41.49**		**0**	
11	**Peter Heffernan**	4	6	1956	IRELAND	**0.00**	~~10:00.0~~	**41.87**		**0**	
12	**Mauri Kuotola**	4	5	1949	FINLAND	**0.00**	~~10:00.0~~	**41.96**		**0**	
13	**Jan Stepniak**	1	3	1987	POLAND	**0.00**	~~10:00.0~~	**42.65**		**0**	
14	**Lucien Van Staen**	4	4	1954	BELGIUM	**0.00**	~~10:00.0~~	**43.65**		**0**	
15	**Giuseppe Faa**	3	7	1963	ITALY	**0.00**	~~10:00.0~~	**43.93**		**0**	
16	**Klaus Drews**	5	3	1972	GERMANY	**0.00**	~~10:00.0~~	**51.52**		**0**	
17	**Paul Prendergast**	4	8	1948	IRELAND	**0.00**	~~10:00.0~~	**53.26**		**0**	
18	**Nicholas Petrou**	1	1	2002	CYPRUS	**0.00**	~~10:00.0~~	**1:03.60**		**0**	
19	**Zoran Papak**	4	7	1958	CROATIA	**0.00**	~~10:00.0~~	**1:16.14**		**0**	
20	**Leonard Ryan**	1	2	1980	IRELAND	**0.00**	~~10:00.0~~	**1:53.94**		**0**	
NS	**Milan Slavicek**	1	6	1996	CZECH REPUBLIC	**0.00**	~~10:00.0~~	**99:99.99**		**0**	
NS	**Siegfried Meschnig**	1	7	1989	AUSTRIJA	**0.00**	~~10:00.0~~	**99:99.99**		**0**	
NS	**Jurica Ester**	3	6	1971	CROATIA	**0.00**	~~10:00.0~~	**99:99.99**		**0**	
NS	**Kris Van Moere**	3	2	1971	BELGIUM	**0.00**	~~10:00.0~~	**99:99.99**		**0**	
NS	**Jiri Nidl**	3	3	1960	CZECH REPUBLIC	**0.00**	~~10:00.0~~	**99:99.99**		**0**	
NS	**Terje Aarsand**	4	3	1956	NORWAY	**0.00**	~~10:00.0~~	**99:99.99**		**0**	
NS	**Angel Angelov**	5	4	1976	BULGARIA	**0.00**	~~10:00.0~~	**99:99.99**		**0**	
	M7 70-99										
	M 50-69										
1	**Peter Krielkamp**	5	2	1958	GERMANY	**0.00**	~~10:00.0~~	**33.57**		**0**	
2	**Jozsef Szabo**	5	5	1961	HUNGARY	**0.00**	~~10:00.0~~	**37.20**		**0**	
3	**Peter Heffernan**	4	6	1956	IRELAND	**0.00**	~~10:00.0~~	**41.87**		**0**	
4	**Mauri Kuotola**	4	5	1949	FINLAND	**0.00**	~~10:00.0~~	**41.96**		**0**	

Plasman Ranking	Naziv Name	Gr. HT	St. LN	God. YOB	Klub Club	R.T. R.T.	~~Prijava~~ ~~Entry~~	Vrijeme Result	Bod Pts.	M.bod Cl.pts.	Napomena Note
5	**Lucien Van Staen**	4	4	1954	BELGIUM	**0.00**	~~10:00.0~~	**43.65**		**0**	
6	**Paul Prendergast**	4	8	1948	IRELAND	**0.00**	~~10:00.0~~	**53.26**		**0**	
7	**Zoran Papak**	4	7	1958	CROATIA	**0.00**	~~10:00.0~~	**1:16.14**		**0**	
NS	**Jiri Nidl**	3	3	1960	CZECH REPUBLIC	**0.00**	~~10:00.0~~	**99:99.99**		**0**	
NS	**Terje Aarsand**	4	3	1956	NORWAY	**0.00**	~~10:00.0~~	**99:99.99**		**0**	
	M4 40-49										
1	**Andrzej Lewandowski**	1	8	1969	POLAND	**0.00**	~~10:00.0~~	**32.33**		**0**	
2	**Ian Norman**	3	5	1969	UNITED KINGDOM	**0.00**	~~10:00.0~~	**36.56**		**0**	
3	**Ivo Jukić**	3	4	1965	CROATIA	**0.00**	~~10:00.0~~	**41.49**		**0**	
4	**Giuseppe Faa**	3	7	1963	ITALY	**0.00**	~~10:00.0~~	**43.93**		**0**	
5	**Klaus Drews**	5	3	1972	GERMANY	**0.00**	~~10:00.0~~	**51.52**		**0**	
NS	**Jurica Ester**	3	6	1971	CROATIA	**0.00**	~~10:00.0~~	**99:99.99**		**0**	
NS	**Kris Van Moere**	3	2	1971	BELGIUM	**0.00**	~~10:00.0~~	**99:99.99**		**0**	
	M3 30-39										
1	**Peter Carstedt**	2	4	1977	SWEDEN	**0.00**	~~10:00.0~~	**30.48**		**0**	
2	**Jaroslaw Mazurowski**	2	3	1980	POLAND	**0.00**	~~10:00.0~~	**35.32**		**0**	
3	**Vincenzo Desideri**	5	6	1980	ITALY	**0.00**	~~10:00.0~~	**40.27**		**0**	
4	**Leonard Ryan**	1	2	1980	IRELAND	**0.00**	~~10:00.0~~	**1:53.94**		**0**	
NS	**Angel Angelov**	5	4	1976	BULGARIA	**0.00**	~~10:00.0~~	**99:99.99**		**0**	
	M2 18-29										
1	**Filip Tronnberg**	1	5	1988	SWEDEN	**0.00**	~~10:00.0~~	**28.56**		**0**	
2	**Pierre Viers**	1	4	1987	FRANCE	**0.00**	~~10:00.0~~	**28.75**		**0**	
3	**Jan Stepniak**	1	3	1987	POLAND	**0.00**	~~10:00.0~~	**42.65**		**0**	
NS	**Siegfried Meschnig**	1	7	1989	AUSTRIJA	**0.00**	~~10:00.0~~	**99:99.99**		**0**	
	JM										
1	**Nicholas Petrou**	1	1	2002	CYPRUS	**0.00**	~~10:00.0~~	**1:03.60**		**0**	
NS	**Milan Slavicek**	1	6	1996	CZECH REPUBLIC	**0.00**	~~10:00.0~~	**99:99.99**		**0**	

7th EUROPEAN TRANSPLANT AND DIALYSIS GAMES

ZAGREB
od [from]: 20.8.2012
do [to]: 20.8.2012

2. 50m SLOBODNO, Plivači

2. 50m FREESTYLE, Male

od god. [from YOB] DS [AG]
do god. [to YOB] DS [AG]

Dobne skupine [Age Groups]

HAEMO

Plasman Ranking	Naziv Name	Gr. HT	St. LN	God. YOB	Klub Club	R.T. R.T.	~~Prijava~~ ~~Entry~~	Vrijeme Result	Bod Pts.	M.bod Cl.pts.	Napomena Note
	OPEN MALE										
1	**Peter Krielkamp**	5	2	1958	GERMANY	**0.00**	~~10:00.0~~	**33.57**		**0**	
2	**Jozsef Szabo**	5	5	1961	HUNGARY	**0.00**	~~10:00.0~~	**37.20**		**0**	
3	**Vincenzo Desideri**	5	6	1980	ITALY	**0.00**	~~10:00.0~~	**40.27**		**0**	
4	**Klaus Drews**	5	3	1972	GERMANY	**0.00**	~~10:00.0~~	**51.52**		**0**	
NS	**Angel Angelov**	5	4	1976	BULGARIA	**0.00**	~~10:00.0~~	**99:99.99**		**0**	
	M7 70-99										
	M 50-69										
1	**Peter Krielkamp**	5	2	1958	GERMANY	**0.00**	~~10:00.0~~	**33.57**		**0**	
2	**Jozsef Szabo**	5	5	1961	HUNGARY	**0.00**	~~10:00.0~~	**37.20**		**0**	
	M4 40-49										
1	**Klaus Drews**	5	3	1972	GERMANY	**0.00**	~~10:00.0~~	**51.52**		**0**	
	M3 30-39										
1	**Vincenzo Desideri**	5	6	1980	ITALY	**0.00**	~~10:00.0~~	**40.27**		**0**	
NS	**Angel Angelov**	5	4	1976	BULGARIA	**0.00**	~~10:00.0~~	**99:99.99**		**0**	
	M2 18-29										
	JM										

7th EUROPEAN TRANSPLANT AND DIALYSIS GAMES

ZAGREB
od [from]: 20.8.2012
do [to]: 20.8.2012

5. 400m SLOBODNO, Plivačice

5. 400m FREESTYLE, Female

od god. [from YOB] DS [AG]
do god. [to YOB] DS [AG]

Dobne skupine [Age Groups]

Plasman Ranking	Naziv Name	Gr. HT	St. LN	God. YOB	Klub Club	R.T. R.T.	~~Prijava~~ ~~Entry~~	Vrijeme Result	Bod Pts.	M.bod Cl.pts.	Napomena Note

OPEN FEMALE

1 **Wendy Jane Sincock** 1 5 1958 UNITED KINGDOM **0.00** ~~10:00.0~~ **8:41.22** **0**
50m: **49.99** 100m: **1:54.83** 150m: **3:05.01** 200m: **4:14.37** 250m: **5:21.93** 300m: **6:30.25** 350m: **7:37.09** 400m: **8:41.22**
1. **1:54.83** 2. **2:19.54** 3. **2:15.88** 4. **2:10.97**

2 **Sheila Gregan** 1 4 1969 IRELAND **0.00** ~~10:00.0~~ **9:06.17** **0**
50m: **55.87** 100m: **2:02.83** 150m: **3:13.39** 200m: **4:24.39** 250m: **5:37.09** 300m: **6:48.28** 350m: **7:58.01** 400m: **9:06.17**
1. **2:02.83** 2. **2:21.56** 3. **2:23.89** 4. **2:17.89**

F5 50-59

1 **Wendy Jane Sincock** 1 5 1958 UNITED KINGDOM **0.00** ~~10:00.0~~ **8:41.22** **0**
50m: **49.99** 100m: **1:54.83** 150m: **3:05.01** 200m: **4:14.37** 250m: **5:21.93** 300m: **6:30.25** 350m: **7:37.09** 400m: **8:41.22**
1. **1:54.83** 2. **2:19.54** 3. **2:15.88** 4. **2:10.97**

F4 40-49

1 **Sheila Gregan** 1 4 1969 IRELAND **0.00** ~~10:00.0~~ **9:06.17** **0**
50m: **55.87** 100m: **2:02.83** 150m: **3:13.39** 200m: **4:24.39** 250m: **5:37.09** 300m: **6:48.28** 350m: **7:58.01** 400m: **9:06.17**
1. **2:02.83** 2. **2:21.56** 3. **2:23.89** 4. **2:17.89**

7th EUROPEAN TRANSPLANT AND DIALYSIS GAMES

ZAGREB
od [from]: 20.8.2012
do [to]: 20.8.2012

6. 400m SLOBODNO, Plivači

6. 400m FREESTYLE, Male

Dobne skupine [Age Groups]

od god. [from YOB] DS [AG]
do god. [to YOB] DS [AG]

Plasman Ranking	Naziv Name	Gr. HT	St. LN	God. YOB	Klub Club	R.T. R.T.	~~Prijava~~ ~~Entry~~	Vrijeme Result	Bod Pts.	M.bod Cl.pts.	Napomena Note

OPEN MALE

1	**Ian Norman**	1	3	1969	UNITED KINGDOM	**0.00**	~~10:00.0~~	**6:21.51**		**0**	
	50m: **41.25** 100m: **1:27.83** 150m: **2:16.10** 200m: **3:06.30**										
	1. **1:27.83** 2. **1:38.47**										
2	**Javier Fernandez Losa**	1	5	1974	SPAIN	**0.00**	~~10:00.0~~	**6:53.51**		**0**	
	50m: **41.70** 100m: **1:29.42** 150m: **2:20.98** 200m: **3:14.89** 250m: **4:09.84** 300m: **5:05.11**										
	1. **1:29.42** 2. **1:45.47** 3. **1:50.22**										
3	**Stephan Muller**	1	2	1963	GERMANY	**0.00**	~~10:00.0~~	**7:43.15**		**0**	
	50m: **46.05** 100m: **1:40.38** 150m: **6:44.15** 200m: **3:39.97**										
	1. **1:40.38** 2. **1:59.59**										
4	**Jozsef Szabo**	1	7	1961	HUNGARY	**0.00**	~~10:00.0~~	**7:44.60**		**0**	
	50m: **48.61** 100m: **1:47.66** 150m: **2:50.18** 200m: **3:50.77** 250m: **4:49.26** 300m: **5:54.82** 350m: **6:53.62** 400m: **7:44.60**										
	1. **1:47.66** 2. **2:03.11** 3. **2:04.05** 4. **1:49.78**										
5	**Enzo Borsoi**	1	6	1964	ITALY	**0.00**	~~10:00.0~~	**7:49.31**		**0**	
	50m: **46.49** 100m: **1:41.02** 150m: **2:41.88** 200m: **3:44.57** 250m: **4:46.08** 300m: **5:48.77** 350m: **6:51.42** 400m: **7:49.31**										
	1. **1:41.02** 2. **2:03.55** 3. **2:04.20** 4. **2:00.54**										
6	**Eoghan O Neill**	1	4	1982	IRELAND	**0.00**	~~10:00.0~~	**10:10.34**		**0**	
	50m: **1:01.04** 100m: **2:14.07** 150m: **3:33.04** 200m: **4:54.28** 250m: **6:17.40** 300m: **7:38.45** 350m: **8:56.24** 400m: **10:10.34**										
	1. **2:14.07** 2. **2:40.21** 3. **2:44.17** 4. **2:31.89**										

M 40-59

1	**Ian Norman**	1	3	1969	UNITED KINGDOM	**0.00**	~~10:00.0~~	**6:21.51**		**0**	
	50m: **41.25** 100m: **1:27.83** 150m: **2:16.10** 200m: **3:06.30**										
	1. **1:27.83** 2. **1:38.47**										
2	**Stephan Muller**	1	2	1963	GERMANY	**0.00**	~~10:00.0~~	**7:43.15**		**0**	
	50m: **46.05** 100m: **1:40.38** 150m: **6:44.15** 200m: **3:39.97**										
	1. **1:40.38** 2. **1:59.59**										
3	**Jozsef Szabo**	1	7	1961	HUNGARY	**0.00**	~~10:00.0~~	**7:44.60**		**0**	
	50m: **48.61** 100m: **1:47.66** 150m: **2:50.18** 200m: **3:50.77** 250m: **4:49.26** 300m: **5:54.82** 350m: **6:53.62** 400m: **7:44.60**										
	1. **1:47.66** 2. **2:03.11** 3. **2:04.05** 4. **1:49.78**										
4	**Enzo Borsoi**	1	6	1964	ITALY	**0.00**	~~10:00.0~~	**7:49.31**		**0**	
	50m: **46.49** 100m: **1:41.02** 150m: **2:41.88** 200m: **3:44.57** 250m: **4:46.08** 300m: **5:48.77** 350m: **6:51.42** 400m: **7:49.31**										
	1. **1:41.02** 2. **2:03.55** 3. **2:04.20** 4. **2:00.54**										

M 30-49

1	**Ian Norman**	1	3	1969	UNITED KINGDOM	**0.00**	~~10:00.0~~	**6:21.51**		**0**	
	50m: **41.25** 100m: **1:27.83** 150m: **2:16.10** 200m: **3:06.30**										
	1. **1:27.83** 2. **1:38.47**										

Plasman Ranking	Naziv Name	Gr. HT	St. LN	God. YOB	Klub Club	R.T. R.T.	~~Prijava~~ ~~Entry~~	Vrijeme Result	Bod Pts.	M.bod Cl.pts.	Napomena Note
2	**Javier Fernandez Losa**	1	5	1974	SPAIN	**0.00**	~~10:00.0~~	**6:53.51**		**0**	
	50m: **41.70** 100m: **1:29.42** 150m: **2:20.98** 200m: **3:14.89** 250m: **4:09.84** 300m: **5:05.11**										
	1. **1:29.42** 2. **1:45.47** 3. **1:50.22**										
3	**Stephan Muller**	1	2	1963	GERMANY	**0.00**	~~10:00.0~~	**7:43.15**		**0**	
	50m: **46.05** 100m: **1:40.38** 150m: **6:44.15** 200m: **3:39.97**										
	1. **1:40.38** 2. **1:59.59**										
4	**Enzo Borsoi**	1	6	1964	ITALY	**0.00**	~~10:00.0~~	**7:49.31**		**0**	
	50m: **46.49** 100m: **1:41.02** 150m: **2:41.88** 200m: **3:44.57** 250m: **4:46.08** 300m: **5:48.77** 350m: **6:51.42** 400m: **7:49.31**										
	1. **1:41.02** 2. **2:03.55** 3. **2:04.20** 4. **2:00.54**										
5	**Eoghan O Neill**	1	4	1982	IRELAND	**0.00**	~~10:00.0~~	**10:10.34**		**0**	
	50m: **1:01.04** 100m: **2:14.07** 150m: **3:33.04** 200m: **4:54.28** 250m: **6:17.40** 300m: **7:38.45** 350m: **8:56.24** 400m: **10:10.34**										
	1. **2:14.07** 2. **2:40.21** 3. **2:44.17** 4. **2:31.89**										

7th EUROPEAN TRANSPLANT AND DIALYSIS GAMES

ZAGREB
od [from]: 20.8.2012
do [to]: 20.8.2012

6. 400m SLOBODNO, Plivači

6. 400m FREESTYLE, Male

Dobne skupine [Age Groups]

od god. [from YOB] DS [AG]
do god. [to YOB] DS [AG]

HAEMO

Plasman Ranking	Naziv Name	Gr. HT	St. LN	God. YOB	Klub Club	R.T. R.T.	~~Prijava~~ ~~Entry~~	Vrijeme Result	Bod Pts.	M.bod Cl.pts.	Napomena Note

OPEN MALE

1	**Stephan Muller**	1	2	1963	GERMANY	**0.00**	~~10:00.0~~	**7:43.15**		**0**	
	50m: **46.05** 100m: **1:40.38** 150m: **6:44.15** 200m: **3:39.97**										
	1. **1:40.38** 2. **1:59.59**										
2	**Jozsef Szabo**	1	7	1961	HUNGARY	**0.00**	~~10:00.0~~	**7:44.60**		**0**	
	50m: **48.61** 100m: **1:47.66** 150m: **2:50.18** 200m: **3:50.77** 250m: **4:49.26** 300m: **5:54.82** 350m: **6:53.62** 400m: **7:44.60**										
	1. **1:47.66** 2. **2:03.11** 3. **2:04.05** 4. **1:49.78**										

M 40-59

1	**Stephan Muller**	1	2	1963	GERMANY	**0.00**	~~10:00.0~~	**7:43.15**		**0**	
	50m: **46.05** 100m: **1:40.38** 150m: **6:44.15** 200m: **3:39.97**										
	1. **1:40.38** 2. **1:59.59**										
2	**Jozsef Szabo**	1	7	1961	HUNGARY	**0.00**	~~10:00.0~~	**7:44.60**		**0**	
	50m: **48.61** 100m: **1:47.66** 150m: **2:50.18** 200m: **3:50.77** 250m: **4:49.26** 300m: **5:54.82** 350m: **6:53.62** 400m: **7:44.60**										
	1. **1:47.66** 2. **2:03.11** 3. **2:04.05** 4. **1:49.78**										

M 30-49

1	**Stephan Muller**	1	2	1963	GERMANY	**0.00**	~~10:00.0~~	**7:43.15**		**0**	
	50m: **46.05** 100m: **1:40.38** 150m: **6:44.15** 200m: **3:39.97**										
	1. **1:40.38** 2. **1:59.59**										

7th EUROPEAN TRANSPLANT AND DIALYSIS GAMES

ZAGREB
od [from]: 20.8.2012
do [to]: 20.8.2012

9. 50m LEĐNO, Plivačice

9. 50m BACKSTROKE, Female

Dobne skupine [Age Groups]

od god. [from YOB] DS [AG]
do god. [to YOB] DS [AG]

Plasman Ranking	Naziv Name	Gr. HT	St. LN	God. YOB	Klub Club	R.T. R.T.	~~Prijava~~ ~~Entry~~	Vrijeme Result	Bod Pts.	M.bod Cl.pts.	Napomena Note
	OPEN FEMALE										
1	**Wendy Jane Sincock**	2	3	1958	UNITED KINGDOM	**0.00**	~~10:00.0~~	**52.96**		**0**	
2	**Mojca Lorencic**	1	4	1968	SLOVENIA	**0.00**	~~10:00.0~~	**58.82**		**0**	
3	**Gudrun Manuwald-Seem**	2	5	1949	GERMANY	**0.00**	~~10:00.0~~	**1:02.76**		**0**	
4	**Simone Rosenkranz**	1	5	1984	GERMANY	**0.00**	~~10:00.0~~	**1:05.52**		**0**	
5	**Anne Marie Lankester**	2	4	1960	IRELAND	**0.00**	~~10:00.0~~	**1:24.37**		**0**	
NS	**Camilla Serafini**	1	3	1992	ITALY	**0.00**	~~10:00.0~~	**99:99.99**		**0**	
	F 50-69										
1	**Wendy Jane Sincock**	2	3	1958	UNITED KINGDOM	**0.00**	~~10:00.0~~	**52.96**		**0**	
2	**Gudrun Manuwald-Seem**	2	5	1949	GERMANY	**0.00**	~~10:00.0~~	**1:02.76**		**0**	
3	**Anne Marie Lankester**	2	4	1960	IRELAND	**0.00**	~~10:00.0~~	**1:24.37**		**0**	
	F4 40-49										
1	**Mojca Lorencic**	1	4	1968	SLOVENIA	**0.00**	~~10:00.0~~	**58.82**		**0**	
	F2 18-29										
1	**Simone Rosenkranz**	1	5	1984	GERMANY	**0.00**	~~10:00.0~~	**1:05.52**		**0**	
NS	**Camilla Serafini**	1	3	1992	ITALY	**0.00**	~~10:00.0~~	**99:99.99**		**0**	

7th EUROPEAN TRANSPLANT AND DIALYSIS GAMES

ZAGREB
od [from]: 20.8.2012
do [to]: 20.8.2012

10. 50m LEĐNO, Plivači

10. 50m BACKSTROKE, Male

od god. [from YOB] DS [AG]
do god. [to YOB] DS [AG]

Dobne skupine [Age Groups]

Plasman Ranking	Naziv Name	Gr. HT	St. LN	God. YOB	Klub Club	R.T. R.T.	~~Prijava~~ ~~Entry~~	Vrijeme Result	Bod Pts.	M.bod Cl.pts.	Napomena Note
	OPEN MALE										
1	**Andrzej Lewandowski**	1	6	1969	POLAND	**0.00**	~~10:00.0~~	**44.66**		**0**	
2	**Miran Ohnjec**	2	3	1953	SLOVENIA	**0.00**	~~10:00.0~~	**51.45**		**0**	
3	**Ian Norman**	2	4	1969	UNITED KINGDOM	**0.00**	~~10:00.0~~	**55.55**		**0**	
4	**Giuseppe Faa**	1	2	1963	ITALY	**0.00**	~~10:00.0~~	**58.11**		**0**	
5	**Reinier Guus Van der La**	1	5	1941	NETHERLANDS	**0.00**	~~10:00.0~~	**1:07.41**		**0**	
6	**Brane Tome**	2	6	1950	SLOVENIA	**0.00**	~~10:00.0~~	**1:08.91**		**0**	
7	**Raimo Laine**	1	3	1940	FINLAND	**0.00**	~~10:00.0~~	**1:09.89**		**0**	
8	**Nicholas Petrou**	1	1	2002	CYPRUS	**0.00**	~~10:00.0~~	**1:12.51**		**0**	
9	**Rudi Becker**	2	5	1944	GERMANY	**0.00**	~~10:00.0~~	**1:28.58**		**0**	
NS	**Jiri Nidl**	1	4	1960	CZECH REPUBLIC	**0.00**	~~10:00.0~~	**99:99.99**		**0**	
	M7 70-99										
1	**Reinier Guus Van der La**	1	5	1941	NETHERLANDS	**0.00**	~~10:00.0~~	**1:07.41**		**0**	
2	**Raimo Laine**	1	3	1940	FINLAND	**0.00**	~~10:00.0~~	**1:09.89**		**0**	
	M6 60-69										
1	**Brane Tome**	2	6	1950	SLOVENIA	**0.00**	~~10:00.0~~	**1:08.91**		**0**	
2	**Rudi Becker**	2	5	1944	GERMANY	**0.00**	~~10:00.0~~	**1:28.58**		**0**	
	M5 50-59										
1	**Miran Ohnjec**	2	3	1953	SLOVENIA	**0.00**	~~10:00.0~~	**51.45**		**0**	
NS	**Jiri Nidl**	1	4	1960	CZECH REPUBLIC	**0.00**	~~10:00.0~~	**99:99.99**		**0**	
	M4 40-49										
1	**Andrzej Lewandowski**	1	6	1969	POLAND	**0.00**	~~10:00.0~~	**44.66**		**0**	
2	**Ian Norman**	2	4	1969	UNITED KINGDOM	**0.00**	~~10:00.0~~	**55.55**		**0**	
3	**Giuseppe Faa**	1	2	1963	ITALY	**0.00**	~~10:00.0~~	**58.11**		**0**	
	JM										

Plasman Ranking	Naziv Name	Gr. HT	St. LN	God. YOB	Klub Club	R.T. R.T.	~~Prijava~~ ~~Entry~~	Vrijeme Result	Bod Pts.	M.bod Cl.pts.	Napomena Note
1	**Nicholas Petrou**	1	1	2002	CYPRUS	**0.00**	~~10:00.0~~	**1:12.51**		**0**	

7th EUROPEAN TRANSPLANT AND DIALYSIS GAMES

ZAGREB
od [from]: 20.8.2012
do [to]: 20.8.2012

13. 100m PRSNO, Plivačice

13. 100m BREASTSTROKE, Female

od god. [from YOB] DS [AG]
do god. [to YOB] DS [AG]

Dobne skupine [Age Groups]

Plasman Ranking	Naziv Name	Gr. HT	St. LN	God. YOB	Klub Club	R.T. R.T.	~~Prijava~~ ~~Entry~~	Vrijeme Result	Bod Pts.	M.bod Cl.pts.	Napomena Note
	OPEN FEMALE										
1	**Sheila Gregan** 1. **58.44** 2. **1:08.59**	1	4	1969	IRELAND	**0.00**	~~10:00.0~~	**2:07.03**		**0**	
2	**Gudrun Manuwald-Seem** 1. **1:04.91** 2. **1:11.81**	1	6	1949	GERMANY	**0.00**	~~10:00.0~~	**2:16.72**		**0**	
3	**Simone Rosenkranz** 1. **1:05.40** 2. **1:16.47**	1	3	1984	GERMANY	**0.00**	~~10:00.0~~	**2:21.87**		**0**	
4	**Frederique Granier** 1. **1:07.40** 2. **1:27.71**	1	5	1949	FRANCE	**0.00**	~~10:00.0~~	**2:35.11**		**0**	
	F6 60-69										
1	**Gudrun Manuwald-Seem** 1. **1:04.91** 2. **1:11.81**	1	6	1949	GERMANY	**0.00**	~~10:00.0~~	**2:16.72**		**0**	
2	**Frederique Granier** 1. **1:07.40** 2. **1:27.71**	1	5	1949	FRANCE	**0.00**	~~10:00.0~~	**2:35.11**		**0**	
	F4 40-49										
1	**Sheila Gregan** 1. **58.44** 2. **1:08.59**	1	4	1969	IRELAND	**0.00**	~~10:00.0~~	**2:07.03**		**0**	
	F2 18-29										
1	**Simone Rosenkranz** 1. **1:05.40** 2. **1:16.47**	1	3	1984	GERMANY	**0.00**	~~10:00.0~~	**2:21.87**		**0**	

7th EUROPEAN TRANSPLANT AND DIALYSIS GAMES

ZAGREB
od [from]: 20.8.2012
do [to]: 20.8.2012

14. 100m PRSNO, Plivači

14. 100m BREASTSTROKE, Male

Dobne skupine [Age Groups]

od god. [from YOB] DS [AG]
do god. [to YOB] DS [AG]

Plasman Ranking	Naziv Name	Gr. HT	St. LN	God. YOB	Klub Club	R.T. R.T.	~~Prijava~~ ~~Entry~~	Vrijeme Result	Bod Pts.	M.bod Cl.pts.	Napomena Note
	OPEN MALE										
1	**Pierre Viers** 1. **40.09** 2. **45.35**	1	5	1987	FRANCE	**0.00**	~~10:00.0~~	**1:25.44**		**0**	
2	**Andrzej Lewandowski** 1. **44.40** 2. **49.11**	1	7	1969	POLAND	**0.00**	~~10:00.0~~	**1:33.51**		**0**	
3	**Jaroslaw Mazurowski** 1. **45.70** 2. **49.52**	1	6	1980	POLAND	**0.00**	~~10:00.0~~	**1:35.22**		**0**	
4	**Jan Stepniak** 1. **48.31** 2. **55.09**	1	4	1987	POLAND	**0.00**	~~10:00.0~~	**1:43.40**		**0**	
5	**Erlend Gjerde** 1. **48.69** 2. **56.41**	1	3	1976	NORWAY	**0.00**	~~10:00.0~~	**1:45.10**		**0**	
6	**Jozsef Szabo** 1. **52.79** 2. **58.71**	2	1	1961	HUNGARY	**0.00**	~~10:00.0~~	**1:51.50**		**0**	
7	**Stephan Muller** 1. **53.58** 2. **59.50**	2	5	1963	GERMANY	**0.00**	~~10:00.0~~	**1:53.08**		**0**	
8	**Klaus Drews** 1. **52.25** 2. **1:01.92**	2	4	1972	GERMANY	**0.00**	~~10:00.0~~	**1:54.17**		**0**	
9	**Miran Ohnjec** 1. **51.74** 2. **1:03.35**	2	6	1953	SLOVENIA	**0.00**	~~10:00.0~~	**1:55.09**		**0**	
10	**Andrzej Marciniak** 1. **59.40** 2. **1:06.94**	2	3	1956	POLAND	**0.00**	~~10:00.0~~	**2:06.34**		**0**	
11	**Peter Stoetzer** 1. **1:04.80** 2. **1:23.96**	2	8	1942	GERMANY	**0.00**	~~10:00.0~~	**2:28.76**		**0**	
12	**Peter Heffernan** 1. **1:08.82** 2. **1:29.27**	2	2	1956	IRELAND	**0.00**	~~10:00.0~~	**2:38.09**		**0**	
NS	**Terje Aarsand**	2	7	1956	NORWAY	**0.00**	~~10:00.0~~	**99:99.99**		**0**	
	M7 70-99										
1	**Peter Stoetzer** 1. **1:04.80** 2. **1:23.96**	2	8	1942	GERMANY	**0.00**	~~10:00.0~~	**2:28.76**		**0**	
	M5 50-59										
1	**Jozsef Szabo** 1. **52.79** 2. **58.71**	2	1	1961	HUNGARY	**0.00**	~~10:00.0~~	**1:51.50**		**0**	
2	**Miran Ohnjec** 1. **51.74** 2. **1:03.35**	2	6	1953	SLOVENIA	**0.00**	~~10:00.0~~	**1:55.09**		**0**	
3	**Andrzej Marciniak** 1. **59.40** 2. **1:06.94**	2	3	1956	POLAND	**0.00**	~~10:00.0~~	**2:06.34**		**0**	

Plasman Ranking	Naziv Name	Gr. HT	St. LN	God. YOB	Klub Club	R.T. R.T.	~~Prijava~~ ~~Entry~~	Vrijeme Result	Bod Pts.	M.bod Cl.pts.	Napomena Note
4	**Peter Heffernan** 1. **1:08.82** 2. **1:29.27**	2	2	1956	IRELAND	**0.00**	~~10:00.0~~	**2:38.09**		**0**	
NS	**Terje Aarsand**	2	7	1956	NORWAY	**0.00**	~~10:00.0~~	**99:99.99**		**0**	
	M4 40-49										
1	**Andrzej Lewandowski** 1. **44.40** 2. **49.11**	1	7	1969	POLAND	**0.00**	~~10:00.0~~	**1:33.51**		**0**	
2	**Stephan Muller** 1. **53.58** 2. **59.50**	2	5	1963	GERMANY	**0.00**	~~10:00.0~~	**1:53.08**		**0**	
3	**Klaus Drews** 1. **52.25** 2. **1:01.92**	2	4	1972	GERMANY	**0.00**	~~10:00.0~~	**1:54.17**		**0**	
	M 18-39										
1	**Pierre Viers** 1. **40.09** 2. **45.35**	1	5	1987	FRANCE	**0.00**	~~10:00.0~~	**1:25.44**		**0**	
2	**Jaroslaw Mazurowski** 1. **45.70** 2. **49.52**	1	6	1980	POLAND	**0.00**	~~10:00.0~~	**1:35.22**		**0**	
3	**Jan Stepniak** 1. **48.31** 2. **55.09**	1	4	1987	POLAND	**0.00**	~~10:00.0~~	**1:43.40**		**0**	
4	**Erlend Gjerde** 1. **48.69** 2. **56.41**	1	3	1976	NORWAY	**0.00**	~~10:00.0~~	**1:45.10**		**0**	

7th EUROPEAN TRANSPLANT AND DIALYSIS GAMES

ZAGREB
od [from]: 20.8.2012
do [to]: 20.8.2012

14. 100m PRSNO, Plivači

14. 100m BREASTSTROKE, Male

Dobne skupine [Age Groups]

od god. [from YOB] DS [AG]
do god. [to YOB] DS [AG]

HAEMO

Plasman Ranking	Naziv Name	Gr. HT	St. LN	God. YOB	Klub Club	R.T. R.T.	~~Prijava~~ ~~Entry~~	Vrijeme Result	Bod Pts.	M.bod Cl.pts.	Napomena Note
	OPEN MALE										
1	**Jozsef Szabo** 1. **52.79** 2. **58.71**	2	1	1961	HUNGARY	**0.00**	~~10:00.0~~	**1:51.50**		**0**	
2	**Stephan Muller** 1. **53.58** 2. **59.50**	2	5	1963	GERMANY	**0.00**	~~10:00.0~~	**1:53.08**		**0**	
3	**Klaus Drews** 1. **52.25** 2. **1:01.92**	2	4	1972	GERMANY	**0.00**	~~10:00.0~~	**1:54.17**		**0**	
	M7 70-99										
	M5 50-59										
1	**Jozsef Szabo** 1. **52.79** 2. **58.71**	2	1	1961	HUNGARY	**0.00**	~~10:00.0~~	**1:51.50**		**0**	
	M4 40-49										
1	**Stephan Muller** 1. **53.58** 2. **59.50**	2	5	1963	GERMANY	**0.00**	~~10:00.0~~	**1:53.08**		**0**	
2	**Klaus Drews** 1. **52.25** 2. **1:01.92**	2	4	1972	GERMANY	**0.00**	~~10:00.0~~	**1:54.17**		**0**	
	M 18-39										

7th EUROPEAN TRANSPLANT AND DIALYSIS GAMES

ZAGREB
od [from]: 20.8.2012
do [to]: 20.8.2012

25. 4x50m SLOBODNO ŠTAFETA, Plivačice i plivači

25. 4x50m FREESTYLE RELAY, Female & Male

od god. [from YOB] DS [AG]
do god. [to YOB] DS [AG]

Dobne skupine [Age Groups]

Plasman Ranking	Naziv Name	Gr. HT	St. LN	God. YOB	Klub Club	R.T. R.T.	~~Prijava~~ ~~Entry~~	Vrijeme Result	Bod Pts.	M.bod Cl.pts.	Napomena Note
	OPEN										
1	**POLAND I**	1	3	1900	POLAND	**0.00**	~~10:00.0~~	**2:51.37**		**0**	
	Jaroslaw Mazurowski 1980				RT **0.00**	50m:	**35.42**				
	Miroslaw Burski 1959				TO **-.--**	50m:	**56.57**				
	Jan Stepniak 1987				TO **+ 0.62**	50m:	**44.01**				
	Andrzej Lewandowski 1969				TO **+ 0.62**	50m:	**35.37**				
2	**IRELAND I**	1	6	1900	IRELAND	**0.00**	~~10:00.0~~	**3:08.93**		**0**	
	Paul Prendergast 1948				RT **0.00**	50m:	**53.57**				
	Eoghan O Neill 1982				TO **-.--**	50m:	**39.70**				
	Peter Heffernan 1956				TO **+ 0.96**	50m:	**43.33**				
	Sheila Gregan 1969				TO **+ 0.00**	50m:	**52.33**				
3	**GERMANY I**	1	2	1900	GERMANY	**0.00**	~~10:00.0~~	**3:09.64**		**0**	
	Simone Rosenkranz 1984				RT **0.00**	50m:	**1:00.73**				
	Gudrun Manuwald-Seemueller 1949				TO **-.--**	50m:	**53.61**				
	Stephan Muller 1963				TO **+ 0.63**	50m:	**41.14**				
	Peter Krielkamp 2012				TO **+ 0.00**	50m:	**34.16**				
4	**ITALY I**	1	7	1900	ITALY	**0.00**	~~10:00.0~~	**3:18.95**		**0**	
	Giuseppe Faa 1963				RT **0.00**	50m:	**46.54**				
	Enzo Borsoi 1964				TO **-.--**	50m:	**40.00**				
	Renzo Dematte 1945				TO **+ 0.97**	50m:	**1:10.24**				
	Vincenzo Desideri 1980				TO **+ 0.00**	50m:	**42.17**				
NK	**INTERNATIONAL II**	1	5	1900	INTERNATIONAL	**0.00**	~~10:00.0~~	**2:23.72**		**0**	
	Wendy Jane Sincock 1958				RT **0.00**	50m:	**30.12**				
	Ian Norman 1969				TO **+ 0.00**	50m:	**44.96**				
	Filip Tronnberg 1988				TO **+ 0.32**	50m:	**32.13**				
	Peter Carstedt 1977				TO **+ 0.00**	50m:	**36.51**				
NK	**INTERNATIONAL I**	1	4	1900	INTERNATIONAL	**0.00**	~~10:00.0~~	**3:15.19**		**0**	
	Pierre Viers 1987				RT **0.00**	50m:	**31.79**				
	Frederique Granier 1948				TO **-.--**	50m:	**1:00.39**				
	Martine Varin 1968				TO **- 0.80**	50m:	**1:02.72**				
	Erlend Gjerde 1976				TO **+ 0.00**	50m:	**40.29**				

7th EUROPEAN TRANSPLANT AND DIALYSIS GAMES

ZAGREB
od [from]: 20.8.2012
do [to]: 20.8.2012

26. 100m SLOBODNO, Plivačice

26. 100m FREESTYLE, Female

Dobne skupine [Age Groups]

od god. [from YOB] DS [AG]
do god. [to YOB] DS [AG]

Plasman Ranking	Naziv Name	Gr. HT	St. LN	God. YOB	Klub Club	R.T. R.T.	~~Prijava~~ ~~Entry~~	Vrijeme Result	Bod Pts.	M.bod Cl.pts.	Napomena Note
	OPEN FEMALE										
1	**Wendy Jane Sincock** 1. **49.23** 2. **1:00.30**	1	2	1958	UNITED KINGDOM	**0.00**	~~10:00.0~~	**1:49.53**		**0**	
2	**Mojca Lorencic** 1. **1:00.22** 2. **1:08.80**	1	3	1968	SLOVENIA	**0.00**	~~10:00.0~~	**2:09.02**		**0**	
3	**Frederique Granier** 1. **1:03.55** 2. **1:18.68**	1	4	1948	FRANCE	**0.00**	~~10:00.0~~	**2:22.23**		**0**	
4	**Martine Varin** 1. **1:13.76** 2. **1:30.92**	1	6	1968	FRANCE	**0.00**	~~10:00.0~~	**2:44.68**		**0**	
DQ	**Camilla Serafini** 1. **1:12.48** 2. **1:28.70**	1	5	1992	ITALY	**0.00**	~~10:00.0~~	**99:99.99**		**0**	Odustajanje
	F5 50-59										
1	**Wendy Jane Sincock** 1. **49.23** 2. **1:00.30**	1	2	1958	UNITED KINGDOM	**0.00**	~~10:00.0~~	**1:49.53**		**0**	
	F4 40-49										
1	**Mojca Lorencic** 1. **1:00.22** 2. **1:08.80**	1	3	1968	SLOVENIA	**0.00**	~~10:00.0~~	**2:09.02**		**0**	
2	**Martine Varin** 1. **1:13.76** 2. **1:30.92**	1	6	1968	FRANCE	**0.00**	~~10:00.0~~	**2:44.68**		**0**	
	F2 18-29										
DQ	**Camilla Serafini** 1. **1:12.48** 2. **1:28.70**	1	5	1992	ITALY	**0.00**	~~10:00.0~~	**99:99.99**		**0**	Odustajanje

7th EUROPEAN TRANSPLANT AND DIALYSIS GAMES

ZAGREB
od [from]: 20.8.2012
do [to]: 20.8.2012

27. 100m SLOBODNO, Plivači

27. 100m FREESTYLE, Male

Dobne skupine [Age Groups]

od god. [from YOB] DS [AG]
do god. [to YOB] DS [AG]

Plasman Ranking	Naziv Name	Gr. HT	St. LN	God. YOB	Klub Club	R.T. R.T.	~~Prijava~~ ~~Entry~~	Vrijeme Result	Bod Pts.	M.bod Cl.pts.	Napomena Note
	OPEN MALE										
1	**Filip Tronnberg** 1. **32.24** 2. **35.52**	1	5	1988	SWEDEN	**0.00**	~~10:00.0~~	**1:07.76**		**0**	
2	**Jaroslaw Mazurowski** 1. **38.13** 2. **39.32**	1	3	1980	POLAND	**0.00**	~~10:00.0~~	**1:17.45**		**0**	
3	**Peter Krielkamp** 1. **38.48** 2. **42.00**	2	3	1958	GERMANY	**0.00**	~~10:00.0~~	**1:20.48**		**0**	
4	**Ian Norman** 1. **41.04** 2. **44.38**	1	4	1969	UNITED KINGDOM	**0.00**	~~10:00.0~~	**1:25.42**		**0**	
5	**Jozsef Szabo** 1. **44.38** 2. **51.76**	2	4	1961	HUNGARY	**0.00**	~~10:00.0~~	**1:36.14**		**0**	
6	**Ivo Jukić** 1. **44.92** 2. **53.51**	1	7	1965	CROATIA	**0.00**	~~10:00.0~~	**1:38.43**		**0**	
7	**Giuseppe Faa** 1. **46.90** 2. **58.72**	1	6	1963	ITALY	**0.00**	~~10:00.0~~	**1:45.62**		**0**	
8	**Peter Heffernan** 1. **48.48** 2. **1:09.61**	2	5	1956	IRELAND	**0.00**	~~10:00.0~~	**1:58.09**		**0**	
	M5 50-59										
1	**Peter Krielkamp** 1. **38.48** 2. **42.00**	2	3	1958	GERMANY	**0.00**	~~10:00.0~~	**1:20.48**		**0**	
2	**Jozsef Szabo** 1. **44.38** 2. **51.76**	2	4	1961	HUNGARY	**0.00**	~~10:00.0~~	**1:36.14**		**0**	
3	**Peter Heffernan** 1. **48.48** 2. **1:09.61**	2	5	1956	IRELAND	**0.00**	~~10:00.0~~	**1:58.09**		**0**	
	M4 40-49										
1	**Ian Norman** 1. **41.04** 2. **44.38**	1	4	1969	UNITED KINGDOM	**0.00**	~~10:00.0~~	**1:25.42**		**0**	
2	**Ivo Jukić** 1. **44.92** 2. **53.51**	1	7	1965	CROATIA	**0.00**	~~10:00.0~~	**1:38.43**		**0**	
3	**Giuseppe Faa** 1. **46.90** 2. **58.72**	1	6	1963	ITALY	**0.00**	~~10:00.0~~	**1:45.62**		**0**	
	M3 30-39										
1	**Jaroslaw Mazurowski**	1	3	1980	POLAND	**0.00**	~~10:00.0~~	**1:17.45**		**0**	

Plasman Ranking	Naziv Name	Gr. HT	St. LN	God. YOB	Klub Club	R.T. R.T.	~~Prijava~~ ~~Entry~~	Vrijeme Result	Bod Pts.	M.bod Cl.pts.	Napomena Note

M2 18-29

1	**Filip Tronnberg**	1	5	1988	SWEDEN	**0.00**	~~10:00.0~~	**1:07.76**		**0**
	1. **32.24** 2. **35.52**									

7th EUROPEAN TRANSPLANT AND DIALYSIS GAMES

ZAGREB
od [from]: 20.8.2012
do [to]: 20.8.2012

27. 100m SLOBODNO, Plivači

27. 100m FREESTYLE, Male

od god. [from YOB] DS [AG]
do god. [to YOB] DS [AG]

Dobne skupine [Age Groups]

HAEMO

Plasman Ranking	Naziv Name	Gr. HT	St. LN	God. YOB	Klub Club	R.T. R.T.	~~Prijava~~ ~~Entry~~	Vrijeme Result	Bod Pts.	M.bod Cl.pts.	Napomena Note
	OPEN MALE										
1	**Peter Krielkamp** 1. **38.48** 2. **42.00**	2	3	1958	GERMANY	**0.00**	~~10:00.0~~	**1:20.48**		**0**	
2	**Jozsef Szabo** 1. **44.38** 2. **51.76**	2	4	1961	HUNGARY	**0.00**	~~10:00.0~~	**1:36.14**		**0**	
	M5 50-59										
1	**Peter Krielkamp** 1. **38.48** 2. **42.00**	2	3	1958	GERMANY	**0.00**	~~10:00.0~~	**1:20.48**		**0**	
2	**Jozsef Szabo** 1. **44.38** 2. **51.76**	2	4	1961	HUNGARY	**0.00**	~~10:00.0~~	**1:36.14**		**0**	
	M4 40-49										
	M3 30-39										
	M2 18-29										

7th EUROPEAN TRANSPLANT AND DIALYSIS GAMES

ZAGREB
od [from]: 20.8.2012
do [to]: 20.8.2012

30. 50m PRSNO, Plivačice

30. 50m BREASTSTROKE, Female

od god. [from YOB] DS [AG]
do god. [to YOB] DS [AG]

Dobne skupine [Age Groups]

Plasman Ranking	Naziv Name	Gr. HT	St. LN	God. YOB	Klub Club	R.T. R.T.	~~Prijava~~ ~~Entry~~	Vrijeme Result	Bod Pts.	M.bod Cl.pts.	Napomena Note
	OPEN FEMALE										
1	**Sheila Gregan**	1	2	1969	IRELAND	**0.00**	~~10:00.0~~	**54.90**		**0**	
2	**Gudrun Manuwald-Seem**	1	5	1949	GERMANY	**0.00**	~~10:00.0~~	**59.44**		**0**	
3	**Simone Rosenkranz**	1	4	1984	GERMANY	**0.00**	~~10:00.0~~	**59.72**		**0**	
4	**Camilla Serafini**	1	1	1992	ITALY	**0.00**	~~10:00.0~~	**1:15.76**		**0**	
5	**Annemarie Kumpe**	1	3	1938	GERMANY	**0.00**	~~10:00.0~~	**1:47.19**		**0**	
	F7 70-99										
1	**Annemarie Kumpe**	1	3	1938	GERMANY	**0.00**	~~10:00.0~~	**1:47.19**		**0**	
	F6 60-69										
1	**Gudrun Manuwald-Seem**	1	5	1949	GERMANY	**0.00**	~~10:00.0~~	**59.44**		**0**	
	F2 18-29										
1	**Simone Rosenkranz**	1	4	1984	GERMANY	**0.00**	~~10:00.0~~	**59.72**		**0**	
2	**Camilla Serafini**	1	1	1992	ITALY	**0.00**	~~10:00.0~~	**1:15.76**		**0**	

7th EUROPEAN TRANSPLANT AND DIALYSIS GAMES

ZAGREB
od [from]: 20.8.2012
do [to]: 20.8.2012

31. 50m PRSNO, Plivači

31. 50m BREASTSTROKE, Male

od god. [from YOB] DS [AG]
do god. [to YOB] DS [AG]

Dobne skupine [Age Groups]

Plasman Ranking	Naziv Name	Gr. HT	St. LN	God. YOB	Klub Club	R.T. R.T.	~~Prijava~~ ~~Entry~~	Vrijeme Result	Bod Pts.	M.bod Cl.pts.	Napomena Note
	OPEN MALE										
1	**Pierre Viers**	1	3	1987	FRANCE	0.00	~~10:00.0~~	**36.73**		**0**	
2	**Andrzej Lewandowski**	1	8	1969	POLAND	0.00	~~10:00.0~~	**42.49**		**0**	
3	**Jaroslaw Mazurowski**	1	6	1980	POLAND	0.00	~~10:00.0~~	**43.26**		**0**	
4	**Peter Krielkamp**	3	5	1958	GERMANY	0.00	~~10:00.0~~	**44.93**		**0**	
5	**Erlend Gjerde**	1	5	1976	NORWAY	0.00	~~10:00.0~~	**45.86**		**0**	
6	**Stephan Muller**	2	8	1963	GERMANY	0.00	~~10:00.0~~	**46.61**		**0**	
7	**Jan Stepniak**	1	4	1987	POLAND	0.00	~~10:00.0~~	**46.64**		**0**	
8	**Vincenzo Desideri**	3	3	1980	ITALY	0.00	~~10:00.0~~	**47.04**		**0**	
9	**Miran Ohnjec**	2	4	1953	SLOVENIA	0.00	~~10:00.0~~	**47.94**		**0**	
10	**Klaus Drews**	3	4	1972	GERMANY	0.00	~~10:00.0~~	**50.11**		**0**	
11	**Andrzej Marciniak**	2	3	1956	POLAND	0.00	~~10:00.0~~	**54.51**		**0**	
12	**Peter Stoetzer**	2	6	1942	GERMANY	0.00	~~10:00.0~~	**58.23**		**0**	
13	**Brane Tome**	2	7	1950	SLOVENIA	0.00	~~10:00.0~~	**59.06**		**0**	
14	**Ivo Jukić**	1	2	1965	CROATIA	0.00	~~10:00.0~~	**1:01.76**		**0**	
15	**Renzo Dematte**	1	1	1945	ITALY	0.00	~~10:00.0~~	**1:07.66**		**0**	
16	**Peter Heffernan**	2	2	1956	IRELAND	0.00	~~10:00.0~~	**1:12.90**		**0**	
NS	**Jurica Ester**	1	7	1971	CROATIA	0.00	~~10:00.0~~	**99:99.99**		**0**	
NS	**Terje Aarsand**	2	1	1956	NORWAY	0.00	~~10:00.0~~	**99:99.99**		**0**	
NS	**Ognyan Ganchev**	2	5	1960	BULGARIA	0.00	~~10:00.0~~	**99:99.99**		**0**	
	M7 70-99										
1	**Peter Stoetzer**	2	6	1942	GERMANY	0.00	~~10:00.0~~	**58.23**		**0**	
	M6 60-69										
1	**Brane Tome**	2	7	1950	SLOVENIA	0.00	~~10:00.0~~	**59.06**		**0**	
2	**Renzo Dematte**	1	1	1945	ITALY	0.00	~~10:00.0~~	**1:07.66**		**0**	
	M5 50-59										
1	**Peter Krielkamp**	3	5	1958	GERMANY	0.00	~~10:00.0~~	**44.93**		**0**	
2	**Miran Ohnjec**	2	4	1953	SLOVENIA	0.00	~~10:00.0~~	**47.94**		**0**	
3	**Andrzej Marciniak**	2	3	1956	POLAND	0.00	~~10:00.0~~	**54.51**		**0**	
4	**Peter Heffernan**	2	2	1956	IRELAND	0.00	~~10:00.0~~	**1:12.90**		**0**	
NS	**Terje Aarsand**	2	1	1956	NORWAY	0.00	~~10:00.0~~	**99:99.99**		**0**	

Plasman Ranking	Naziv Name	Gr. HT	St. LN	God. YOB	Klub Club	R.T. R.T.	~~Prijava~~ ~~Entry~~	Vrijeme Result	Bod Pts.	M.bod Cl.pts.	Napomena Note
NS	**Ognyan Ganchev**	2	5	1960	BULGARIA	**0.00**	~~10:00.0~~	**99:99.99**		**0**	

M4 40-49

1	**Andrzej Lewandowski**	1	8	1969	POLAND	**0.00**	~~10:00.0~~	**42.49**		**0**	
2	**Stephan Muller**	2	8	1963	GERMANY	**0.00**	~~10:00.0~~	**46.61**		**0**	
3	**Klaus Drews**	3	4	1972	GERMANY	**0.00**	~~10:00.0~~	**50.11**		**0**	
4	**Ivo Jukić**	1	2	1965	CROATIA	**0.00**	~~10:00.0~~	**1:01.76**		**0**	
NS	**Jurica Ester**	1	7	1971	CROATIA	**0.00**	~~10:00.0~~	**99:99.99**		**0**	

M3 30-39

1	**Jaroslaw Mazurowski**	1	6	1980	POLAND	**0.00**	~~10:00.0~~	**43.26**		**0**	
2	**Erlend Gjerde**	1	5	1976	NORWAY	**0.00**	~~10:00.0~~	**45.86**		**0**	
3	**Vincenzo Desideri**	3	3	1980	ITALY	**0.00**	~~10:00.0~~	**47.04**		**0**	

M2 18-29

1	**Pierre Viers**	1	3	1987	FRANCE	**0.00**	~~10:00.0~~	**36.73**		**0**	
2	**Jan Stepniak**	1	4	1987	POLAND	**0.00**	~~10:00.0~~	**46.64**		**0**	

7th EUROPEAN TRANSPLANT AND DIALYSIS GAMES

ZAGREB
od [from]: 20.8.2012
do [to]: 20.8.2012

31. 50m PRSNO, Plivači

31. 50m BREASTSTROKE, Male

Dobne skupine [Age Groups]

od god. [from YOB] DS [AG]
do god. [to YOB] DS [AG]

HAEMO

Plasman Ranking	Naziv Name	Gr. HT	St. LN	God. YOB	Klub Club	R.T. R.T.	~~Prijava~~ ~~Entry~~	Vrijeme Result	Bod Pts.	M.bod Cl.pts.	Napomena Note
	OPEN MALE										
1	**Peter Krielkamp**	3	5	1958	GERMANY	**0.00**	~~10:00.0~~	**44.93**		**0**	
2	**Vincenzo Desideri**	3	3	1980	ITALY	**0.00**	~~10:00.0~~	**47.04**		**0**	
3	**Klaus Drews**	3	4	1972	GERMANY	**0.00**	~~10:00.0~~	**50.11**		**0**	
	M7 70-99										
	M6 60-69										
	M5 50-59										
1	**Peter Krielkamp**	3	5	1958	GERMANY	**0.00**	~~10:00.0~~	**44.93**		**0**	
	M4 40-49										
1	**Klaus Drews**	3	4	1972	GERMANY	**0.00**	~~10:00.0~~	**50.11**		**0**	
	M3 30-39										
1	**Vincenzo Desideri**	3	3	1980	ITALY	**0.00**	~~10:00.0~~	**47.04**		**0**	
	M2 18-29										

7th EUROPEAN TRANSPLANT AND DIALYSIS GAMES

ZAGREB
od [from]: 20.8.2012
do [to]: 20.8.2012

34. 100m LEĐNO, Plivačice

34. 100m BACKSTROKE, Female

od god. [from YOB] DS [AG]
do god. [to YOB] DS [AG]

Dobne skupine [Age Groups]

Plasman Ranking	Naziv Name	Gr. HT	St. LN	God. YOB	Klub Club	R.T. R.T.	~~Prijava~~ ~~Entry~~	Vrijeme Result	Bod Pts.	M.bod Cl.pts.	Napomena Note
	OPEN FEMALE										
1	**Wendy Jane Sincock** 1. **58.28** 2. **1:03.37**	1	3	1958	UNITED KINGDOM	**0.00**	~~10:00.0~~	**2:01.65**		**0**	
2	**Frederique Granier** 1. **1:12.48** 2. **1:28.70**	1	5	1949	FRANCE	**0.00**	~~10:00.0~~	**2:41.18**		**0**	
3	**Martine Varin** 1. **1:20.40** 2. **1:42.45**	1	6	1968	FRANCE	**0.00**	~~10:00.0~~	**3:02.85**		**0**	
NS	**Camilla Serafini**	1	4	1992	ITALY	**0.00**	~~10:00.0~~	**99:99.99**		**0**	
	F2 18-29										
NS	**Camilla Serafini**	1	4	1992	ITALY	**0.00**	~~10:00.0~~	**99:99.99**		**0**	
	F4 40-49										
1	**Martine Varin** 1. **1:20.40** 2. **1:42.45**	1	6	1968	FRANCE	**0.00**	~~10:00.0~~	**3:02.85**		**0**	
	F6 60-69										
1	**Frederique Granier** 1. **1:12.48** 2. **1:28.70**	1	5	1949	FRANCE	**0.00**	~~10:00.0~~	**2:41.18**		**0**	

7th EUROPEAN TRANSPLANT AND DIALYSIS GAMES

ZAGREB
od [from]: 20.8.2012
do [to]: 20.8.2012

39. 50m LEPTIR, Plivači

39. 50m BUTTERFLY, Male

od god. [from YOB] DS [AG]
do god. [to YOB] DS [AG]

Dobne skupine [Age Groups]

Plasman Ranking	Naziv Name	Gr. HT	St. LN	God. YOB	Klub Club	R.T. R.T.	~~Prijava~~ ~~Entry~~	Vrijeme Result	Bod Pts.	M.bod Cl.pts.	Napomena Note
	OPEN MALE										
1	**Pierre Viers**	1	4	1987	FRANCE	**0.00**	~~10:00.0~~	**31.37**		**0**	
2	**Peter Carstedt**	1	5	1977	SWEDEN	**0.00**	~~10:00.0~~	**36.65**		**0**	
3	**Andrzej Lewandowski**	1	7	1969	POLAND	**0.00**	~~10:00.0~~	**44.23**		**0**	
4	**Enzo Borsoi**	1	3	1964	ITALY	**0.00**	~~10:00.0~~	**45.30**		**0**	
5	**Jozsef Szabo**	1	6	1961	HUNGARY	**0.00**	~~10:00.0~~	**48.50**		**0**	
	M5 50-59										
1	**Jozsef Szabo**	1	6	1961	HUNGARY	**0.00**	~~10:00.0~~	**48.50**		**0**	
	M4 40-49										
1	**Andrzej Lewandowski**	1	7	1969	POLAND	**0.00**	~~10:00.0~~	**44.23**		**0**	
2	**Enzo Borsoi**	1	3	1964	ITALY	**0.00**	~~10:00.0~~	**45.30**		**0**	
	M3 30-39										
1	**Peter Carstedt**	1	5	1977	SWEDEN	**0.00**	~~10:00.0~~	**36.65**		**0**	
	M2 18-29										
1	**Pierre Viers**	1	4	1987	FRANCE	**0.00**	~~10:00.0~~	**31.37**		**0**	

7th EUROPEAN TRANSPLANT AND DIALYSIS GAMES

ZAGREB
od [from]: 20.8.2012
do [to]: 20.8.2012

31. 50m PRSNO, Plivači

31. 50m BREASTSTROKE, Male

Dobne skupine [Age Groups]

od god. [from YOB] DS [AG]
do god. [to YOB] DS [AG]

HAEMO

Plasman Ranking	Naziv Name	Gr. HT	St. LN	God. YOB	Klub Club	R.T. R.T.	~~Prijava~~ ~~Entry~~	Vrijeme Result	Bod Pts.	M.bod Cl.pts.	Napomena Note
	OPEN MALE										
1	**Peter Krielkamp**	3	5	1958	GERMANY	**0.00**	~~10:00.0~~	**44.93**		**0**	
2	**Vincenzo Desideri**	3	3	1980	ITALY	**0.00**	~~10:00.0~~	**47.04**		**0**	
3	**Klaus Drews**	3	4	1972	GERMANY	**0.00**	~~10:00.0~~	**50.11**		**0**	
	M7 70-99										
	M6 60-69										
	M5 50-59										
1	**Peter Krielkamp**	3	5	1958	GERMANY	**0.00**	~~10:00.0~~	**44.93**		**0**	
	M4 40-49										
1	**Klaus Drews**	3	4	1972	GERMANY	**0.00**	~~10:00.0~~	**50.11**		**0**	
	M3 30-39										
1	**Vincenzo Desideri**	3	3	1980	ITALY	**0.00**	~~10:00.0~~	**47.04**		**0**	
	M2 18-29										

7th EUROPEAN TRANSPLANT AND DIALYSIS GAMES

ZAGREB
od [from]: 20.8.2012
do [to]: 20.8.2012

46. 4x50m MJEŠOVITO ŠTAFETA, Plivačice i plivači

od god. [from YOB] DS [AG]
do god. [to YOB] DS [AG]

46. 4x50m MEDLEY RELAY, Female & Male

Dobne skupine [Age Groups]

Plasman Ranking	Naziv Name	Gr. HT	St. LN	God. YOB	Klub Club	R.T. R.T.	~~Prijava~~ ~~Entry~~	Vrijeme Result	Bod Pts.	M.bod Cl.pts.	Napomena Note
	OPEN										
1	**POLAND I**	1	3	1900	POLAND	**0.00**	~~10:00.0~~	**3:02.71**		**0**	
	Jaroslaw Mazurowski 1980				RT **0.00**	50m:	**44.15**				
	Andrzej Lewandowski 1969				TO **-.--**	50m:	**46.70**				
	Jan Stepniak 1987				TO **+ 0.01**	50m:	**36.91**				
	Miroslaw Burski 1959				TO **-.--**	50m:	**54.95**				
2	**GERMANY I**	1	2	1900	GERMANY	**0.00**	~~10:00.0~~	**3:28.57**		**0**	
	Gudrun Manuwald-Seemueller 1949				RT **0.00**	50m:	**1:05.24**				
	Simone Rosenkranz 1984				TO **-.--**	50m:	**1:02.12**				
	Peter Krielkamp 2012				TO **+ 0.42**	50m:	**40.27**				
	Stephan Muller 1963				TO **-.--**	50m:	**40.94**				
3	**IRELAND I**	1	5	1900	IRELAND	**0.00**	~~10:00.0~~	**4:10.20**		**0**	
	Paul Prendergast 1948				RT **0.00**	50m:	**1:07.28**				
	Sheila Gregan 1969				TO **-.--**	50m:	**59.36**				
	Peter Heffernan 1956				TO **-.--**	50m:	**1:23.83**				
	Eoghan O Neill 1982				TO **-.--**	50m:	**39.73**				
NK	**INTERNATIONAL I**	1	4	1900	INTERNATIONAL	**0.00**	~~10:00.0~~	**2:51.81**		**0**	
	Wendy Jane Sincock 1958				RT **0.00**	50m:	**55.28**				
	Ian Norman 1969				TO **-.--**	50m:	**41.88**				
	Filip Tronnberg 1988				TO **+ 0.44**	50m:	**44.47**				
	Peter Carstedt 1977				TO **-.--**	50m:	**30.18**				

7th European Transplant and Dialysis Games

Track & Field

1st day

RESULTS

Zagreb, 23 - 24 August 2012.

Results day 1 - 23.08.2012

100 m Men

Start u 10:15

Rank	Bib	Athlete	YOB	Country		Category	rank	Wind	Result
100 m M3 (30-39) Transplant									
1.	388	**Iosif TZOUGANAKIS**	1976	GRE	*Greece*	*M3 (30-39)*		(-0,9)	**13,89**
2.	111	**Roman DUNDA**	1974	CZE	*Czech Republic*	*M3 (30-39)*		(-0,9)	**14,01**
3.	121	**Marco CORGNALE**	1979	ITA	*Italy*	*M3 (30-39)*		(-0,9)	**57,22**
100 m Age M6-M7 Transplant									
1.	9	**John LOFTUS**	1947	IRL	*Ireland*	*M6 (60-69)*		(+0,1)	**15,14**
2.	228	**Mauri KUOTOLA**	1949	FIN	*Finland*	*M6 (60-69)*		(+0,1)	**16,31**
3.	189	**Le Bourhis JEAN CLAUDE**	1934	FRA	*France*	*M7 (70+)*		(+0,1)	**20,13**
4.	223	**Barres CLAUDE**	1939	FRA	*France*	*M7 (70+)*		(+0,1)	**28,98**
100 m M2 (18-29) Open									
1.	152	**James COLBECK**	1985	GBR	*Great Britain*	*M2 (18-29)*	**1.**	(+0,2)	**12,31**
2.	16	**Robbie LYONS**	1994	IRL	*Ireland*	*M2 (18-29)*	**2.**	(+0,2)	**12,37**
3.	244	**Tomi PALOVAARA**	1985	FIN	*Finland*	*M2 (18-29)*	**3.**	(+0,2)	**12,76**
4.	376	**Dimitrios GALATIANOS**	1987	GRE	*Greece*	*M2 Dia*	**1.**	(+0,2)	**13,79**
	346	**Nicolai STOCKFISCH**	1991	GER	*Germany*	*M2 (18-29)*			**DNS**
100 m M4 (40-49) Open									
1.	167	**Arno VAN HEERINGEN**	1970	NED	*Netherlands*	*M4 (40-49)*	**1.**	(+1,3)	**13,54**
2.	147	**Andrej MIHELIČ**	1963	SLO	*Slovenia*	*M4 Dia*	**1.**	(+1,3)	**14,62**
3.	195	**Racassin ROBIN**	1967	FRA	*France*	*M4 (40-49)*	**2.**	(+1,3)	**16,44**
4.	83	**Carlo BRUENGGER**	1971	SUI	*Switzerland*	*M4 (40-49)*	**3.**	(+1,3)	**17,35**
	380	**Emmanuel MANOULAKIS**	1965	GRE	*Greece*	*M4 (40-49)*			**DNS**
	366	**Tomislav ŽULJEVIĆ**	1964	CRO	*Croatia*	*M4 (40-49)*			**DNS**
100 m M5 (50-59) Open									
1.	104	**Georg THURNER**	1960	ITA	*Italy*	*M5 (50-59)*	**1.**	(+0,8)	**13,62**
2.	82	**Gerhard BAKUN**	1958	AUT	*Austria*	*M5 Dia*	**1.**	(+0,8)	**18,12**
3.	446	**Tomislav PEŠTIĆ**	1955	CRO	*Croatia*	*M5 (50-59)*	**2.**	(+0,8)	**26,26**
	59	**Rainer EULE**	1958	GER	*Germany*	*M5 (50-59)*			**DNS**

Results day 1 - 23.08.2012

400 m Men

Start u 09:10

400 m M5 (50-59) Transplant

Rank	Bib	Athlete	YOB	Country		Category	rank	Result
1.	33	Guido VAN ISRAEL	1960	BEL	*Belgium*	*M5 (50-59)*		1:19,76
2.	446	Tomislav PEŠTIĆ	1955	CRO	*Croatia*	*M5 (50-59)*		2:14,55
	59	Rainer EULE	1958	GER	*Germany*	*M5 (50-59)*		DNS
	339	Terje AARSAND	1956	NOR	*Norway*	*M5 (50-59)*		DNS

400 m Age M2-M4 Transplant

Rank	Bib	Athlete	YOB	Country		Category	rank	Result
1.	298	Vojtech KOUDELKA	1981	CZE	*Czech Republic*	*M3 (30-39)*	1.	56,61
2.	152	James COLBECK	1985	GBR	*Great Britain*	*M2 (18-29)*	1.	57,02
3.	16	Robbie LYONS	1994	IRL	*Ireland*	*M2 (18-29)*	2.	58,98
4.	305	Nehar NURLU	1964	GER	*Germany*	*M4 (40-49)*	1.	1:04,90
5.	108	James NOLAN	1967	IRL	*Ireland*	*M4 (40-49)*	2.	1:10,09

400 m Age M6-M7 Transplant

Rank	Bib	Athlete	YOB	Country		Category	rank	Result
1.	15	Peter STOETZER	1942	GER	*Germany*	*M7 (70+)*		1:36,68
2.	189	Le Bourhis JEAN CLAUDE	1934	FRA	*France*	*M7 (70+)*		2:08,93
	9	John LOFTUS	1947	IRL	*Ireland*	*M6 (60-69)*		DNS

1500 m Men

Start u 09:30

1500 m Age M2-M4 Transplant

Rank	Bib	Athlete	YOB	Country		Category	rank	Result
1.	244	Tomi PALOVAARA	1985	FIN	*Finland*	*M2 (18-29)*	1.	6:10,14
2.	305	Nehar NURLU	1964	GER	*Germany*	*M4 (40-49)*	1.	6:12,42
3.	85	Arnold OBEXER	1978	ITA	*Italy*	*M3 (30-39)*	1.	7:42,20
	298	Vojtech KOUDELKA	1981	CZE	*Czech Republic*	*M3 (30-39)*		DNS

1500 m Age M5-M7 Open

Rank	Bib	Athlete	YOB	Country		Category	rank	Result
1.	310	Joaquin LACON EXPOSITO	1958	ESP	*Spain*	*M5 (50-59)*	1.	5:23,85
2.	161	Branko KRAJNC	1962	SLO	*Slovenia*	*M5 Dia*	1.	7:45,36
3.	208	Costa GÉRARD	1950	FRA	*France*	*M6 (60-69)*	1.	8:10,19
4.	189	Le Bourhis JEAN CLAUDE	1934	FRA	*France*	*M7 (70+)*	1.	11:21,61
	80	Erling HOLTAN	1954	NOR	*Norway*	*M5 (50-59)*		DNS
	13	Lucien VAN STAEN	1954	BEL	*Belgium*	*M5 (50-59)*		DNS

Results day 1 - 23.08.2012

5 km Walk Men

Start u 08:00

Rank	Bib	Athlete	YOB	Country		Category rank	Result
5 km Walk M4 (40-49) Transplant							
1.	240	**Libor MALINSKY**	1963	CZE	*Czech Republic*	*M4 (40-49)*	**36:06,52**
	112	**Petr ZITNY**	1965	CZE	*Czech Republic*	*M4 (40-49)*	**DNS**
	450	**Dražen ZEMUN**	1968	CRO	*Croatia*	*M4 (40-49)*	**DNS**
5 km Walk M5 (50-59) Transplant							
1.	27	**Miroslaw BURSKI**	1959	POL	*Poland*	*M5 (50-59)*	**30:11,34**
2.	24	**Stephen WHELAN**	1961	GBR	*Great Britain*	*M5 (50-59)*	**32:45,39**
3.	310	**Joaquin LACON EXPOSITO**	1958	ESP	*Spain*	*M5 (50-59)*	**32:47,40**
4.	340	**Andrzej MARCINIAK**	1956	POL	*Poland*	*M5 (50-59)*	**37:24,59**
5.	33	**Guido VAN ISRAEL**	1960	BEL	*Belgium*	*M5 (50-59)*	**38:12,80**
	381	**Panagiotis MANTELOS**	1957	GRE	*Greece*	*M5 (50-59)*	**DNS**
5 km Walk Age M2-M3 Transplant							
1.	53	**Michael KEOHANE**	1973	IRL	*Ireland*	*M3 (30-39)*	**33:00,06**
2.	217	**Motsch THOMAS**	1988	FRA	*France*	*M2 (18-29)*	**33:37,41**
3.	56	**Maximilian LANG**	1979	AUT	*Austria*	*M3 (30-39)*	**41:09,53**
5 km Walk Age M6-M7 Transplant							
1.	211	**Gondoux PATRICE**	1950	FRA	*France*	*M6 (60-69)*	**40:33,12**
2.	223	**Barres CLAUDE**	1939	FRA	*France*	*M7 (70+)*	**41:57,70**
	448	**Emil JENIČEK**	1951	CRO	*Croatia*	*M6 (60-69)*	**DNS**
5 km Walk M5 (50-59) Dialysis							
1.	161	**Branko KRAJNC**	1962	SLO	*Slovenia*	*M5 Dia*	**37:35,94**
2.	82	**Gerhard BAKUN**	1958	AUT	*Austria*	*M5 Dia*	**42:14,97**
	352	**Declan GUING**	1958	IRL	*Ireland*	*M5 Dia*	**DNF**

Results day 1 - 23.08.2012

Long Jump Men

Start u 09:00

Long Jump Age M3-M4 Transplant

Rank	Bib	Athlete	YOB	Country		Category	rank		Result
1.	388	Iosif TZOUGANAKIS	1976	GRE	*Greece*	*M3 (30-39)*			4,91
2.	25	Maciej ZYTO	1972	POL	*Poland*	*M4 (40-49)*			4,39
3.	56	Maximilian LANG	1979	AUT	*Austria*	*M3 (30-39)*			2,90
	108	James NOLAN	1967	IRL	*Ireland*	*M4 (40-49)*			DNS
	501	Milen ENCHEV	1975	BUL	*Bulgaria*	*M3 (30-39)*			DNS
	111	Roman DUNDA	1974	CZE	*Czech Republic*	*M3 (30-39)*			DNS

Long Jump M2 (18-29) Open

Rank	Bib	Athlete	YOB	Country		Category	rank		Result
1.	152	James COLBECK	1985	GBR	*Great Britain*	*M2 (18-29)*	1.		5,83
2.	16	Robbie LYONS	1994	IRL	*Ireland*	*M2 (18-29)*	2.		5,28
3.	287	Filip TRÖNNBERG	1988	SWE	*Sweden*	*M2 (18-29)*	3.		5,06
4.	419	Siegfried MESCHNIG	1989	AUT	*Austria*	*M2 (18-29)*	4.	4,50	4,55
5.	376	Dimitrios GALATIANOS	1987	GRE	*Greece*	*M2 Dia*	1.	4,42	4,55
	346	Nicolai STOCKFISCH	1991	GER	*Germany*	*M2 (18-29)*			DNS

Long Jump Age M5-M7 Open

Rank	Bib	Athlete	YOB	Country		Category	rank		Result
1.	104	Georg THURNER	1960	ITA	*Italy*	*M5 (50-59)*	1.		5,10
2.	156	Arild BRYHN	1949	NOR	*Norway*	*M6 (60-69)*	1.		3,95
3.	82	Gerhard BAKUN	1958	AUT	*Austria*	*M5 Dia*	1.		2,52
	233	Reinier Guus VAN DER LAAN	1941	NED	*Netherlands*	*M7 (70+)*			DNS
	59	Rainer EULE	1958	GER	*Germany*	*M5 (50-59)*			DNS

High Jump Men

Start u 09:00

High Jump Age M2-M4 Transplant

Rank	Bib	Athlete	YOB	Country		Category	rank		Result
1.	384	Isidoros MATSKIDIS	1967	GRE	*Greece*	*M4 (40-49)*	1.		1,50
2.	287	Filip TRÖNNBERG	1988	SWE	*Sweden*	*M2 (18-29)*	1.		1,50
3.	388	Iosif TZOUGANAKIS	1976	GRE	*Greece*	*M3 (30-39)*	1.		1,45
4.	56	Maximilian LANG	1979	AUT	*Austria*	*M3 (30-39)*	2.		1,20
5.	380	Emmanuel MANOULAKIS	1965	GRE	*Greece*	*M4 (40-49)*	2.		1,15

High Jump Age M5-M7 Transplant

Rank	Bib	Athlete	YOB	Country		Category	rank		Result
1.	155	Vleo VATOVEC	1956	SLO	*Slovenia*	*M5 (50-59)*	1.		1,30
2.	233	Reinier Guus VAN DER LAAN	1941	NED	*Netherlands*	*M7 (70+)*	1.		1,25
2.	228	Mauri KUOTOLA	1949	FIN	*Finland*	*M6 (60-69)*	1.		1,25
4.	274	Pekka TUOMOLA	1956	FIN	*Finland*	*M5 (50-59)*	2.		1,25
	381	Panagiotis MANTELOS	1957	GRE	*Greece*	*M5 (50-59)*			DNS

Results day 1 - 23.08.2012

Shot Put Men

Start u 09:30

Shot Put 5kg M4 (40-49) Transplant

Rank	Bib	Athlete	YOB	Country		Category	rank		Result
1.	384	Isidoros MATSKIDIS	1967	GRE	*Greece*	*M4 (40-49)*			11,13
2.	240	Libor MALINSKY	1963	CZE	*Czech Republic*	*M4 (40-49)*			8,32
3.	218	Pacaud JEAN-CLAUDE	1972	FRA	*France*	*M4 (40-49)*			8,11
4.	307	Jan ANDERSEN	1965	NOR	*Norway*	*M4 (40-49)*			7,56
	389	Christos XENOS	1964	GRE	*Greece*	*M4 (40-49)*			DNS

Shot Put 5kg M5 (50-59) Transplant

Rank	Bib	Athlete	YOB	Country		Category	rank		Result
1.	274	Pekka TUOMOLA	1956	FIN	*Finland*	*M5 (50-59)*			9,63
2.	78	Ward BERRY	1953	GBR	*Great Britain*	*M5 (50-59)*			8,77
3.	505	Ognyan GANCHEV	1960	BUL	*Bulgaria*	*M5 (50-59)*			6,39
	453	Zoran PAPAK	1958	CRO	*Croatia*	*M5 (50-59)*			DNS

Shot Put 7,26kg Age M2-M3 Transplant

Rank	Bib	Athlete	YOB	Country		Category	rank		Result
1.	18	Peter CARSTEDT	1977	SWE	*Sweden*	*M3 (30-39)*			9,04
2.	439	Tomas BURDA	1973	CZE	*Czech Republic*	*M3 (30-39)*			8,87
3.	53	Michael KEOHANE	1973	IRL	*Ireland*	*M3 (30-39)*			8,21
4.	386	Konstantinos MOKKAS	1972	GRE	*Greece*	*M3 (30-39)*			7,41
5.	507	Georgi KORFONOZOV	1992	BUL	*Bulgaria*	*M2 (18-29)*			7,12
	501	Milen ENCHEV	1975	BUL	*Bulgaria*	*M3 (30-39)*			DNS
	239	Vojko FEKONJA	1977	SLO	*Slovenia*	*M3 (30-39)*			DNS

Shot Put 3kg Age M6-M7 Transplant

Rank	Bib	Athlete	YOB	Country		Category	rank		Result
1.	156	Arild BRYHN	1949	NOR	*Norway*	*M6 (60-69)*			10,84
2.	205	Zvezdan RIHTER	1949	SLO	*Slovenia*	*M6 (60-69)*			10,40
3.	7	Brane TOME	1950	SLO	*Slovenia*	*M6 (60-69)*			10,17
4.	163	Peter HAGER	1949	AUT	*Austria*	*M6 (60-69)*			9,80
5.	233	Reinier Guus VAN DER LAAN	1941	NED	*Netherlands*	*M7 (70+)*			8,24
6.	267	Kalevi AJALIN	1951	FIN	*Finland*	*M6 (60-69)*			8,18

Shot Put Age M3-M5 Dialysis

Rank	Bib	Athlete	YOB	Country		Category	rank		Result
1.		Ádám DARÁZS	1975	HUN	*Hungary*	*M3 Dia*	1.	7,26 kg	12,13
2.	509	Gregori ANGELSKI	1968	BUL	*Bulgaria*	*M4 Dia*	1.	5 kg	8,72
3.	82	Gerhard BAKUN	1958	AUT	*Austria*	*M5 Dia*	1.	5 kg	7,76
	294	Gheorghe Catalin ILIE	1978	ROU	*Romania*	*M3 Dia*			DNS
	153	Jožef OCVIRK	1957	SLO	*Slovenia*	*M5 Dia*			DNS
		Marijan KLJAJIĆ		CRO	*Croatia*	*M4 Dia*			DNS

Ball Men

Start u 08:00

Ball B3 (9-11) Transplant

Rank	Bib	Athlete	YOB	Country		Category	rank		Result
1.	506	Ivaylo GANCHEV	2002	BUL	*Bulgaria*	*B3 (9-11)*	1.		18,15
2.	137	Nicholas PETROU	2002	CYP	*Cyprus*	*B3 (9-11)*	2.		17,32

Results day 1 - 23.08.2012

100 m Women

Start u 10:00

100 m Age F2-F4 Transplant

Rank	Bib	Athlete	YOB	Country		Category	rank	Wind	Result
1.	57	Joana BAKULA	1981	POL	*Poland*	*F3 (30-39)*	1.	(+0,2)	15,98
2.	51	Monica Amelie FUGLESANG	1980	NOR	*Norway*	*F3 (30-39)*	2.	(+0,2)	16,09
3.		Megan FAHY		IRL	*Ireland*	*F2 (18-29)*	1.	(+0,2)	16,11
4.	132	Christina DEMETRIOU	1974	CYP	*Cyprus*	*F3 (30-39)*	3.	(+0,2)	16,15
5.	89	Theresia BRAUN	1966	ITA	*Italy*	*F4 (40-49)*	1.	(+0,2)	17,33

100 m Age F5-F6 Transplant

1.	12	Krystyna MURDZEK	1953	POL	*Poland*	*F5 (50-59)*		(-0,5)	22,80
2.	210	Granier FRÉDÉRIQUE	1948	FRA	*France*	*F6 (60-69)*		(-0,5)	25,48
	84	Anne Marie LANKESTER	1960	IRL	*Ireland*	*F5 (50-59)*			DNS

1500 m Women

Start u 09:45

1500 m Age F3-F5 Transplant

1.	302	Antonina PRIGNITZ	1976	GER	*Germany*	*F3 (30-39)*	1.		7:53,14
2.	237	Renata HÖNISCH	1958	AUT	*Austria*	*F5 (50-59)*	1.		7:56,24
3.	86	Mona ASKMANN	1967	NOR	*Norway*	*F4 (40-49)*	1.		8:01,98
4.	246	Tarja SAVOLAINEN	1963	FIN	*Finland*	*F4 (40-49)*	2.		9:11,44

Ball Women

Start u 08:00

Ball F3 (30-39) Transplant

1.	284	Zděnka MAREŠOVÁ	1977	CZE	*Czech Republic*	*F3 (30-39)*			31,88
2.	43	Sandra STREBEL	1980	SUI	*Switzerland*	*F3 (30-39)*			29,07
	449	Vanja DOŠEN		CRO	*Croatia*	*F3 (30-39)*			DNS

Ball F2 (18-29) Open

1.	200	Rodriguez CHARLOTTE	1987	FRA	*France*	*F2 (18-29)*	1.		17,15
2.		Megan FAHY		IRL	*Ireland*	*F2 (18-29)*	2.		16,86
	109	Alison HONNER	1986	IRL	*Ireland*	*F2 Dia*			DNS

Ball Age F4-F7 Open

1.	414	Theodora SPANOU	1962	GRE	*Greece*	*F5 Dia*	1.		26,05
2.	500	Adelina BRANKOVA	1967	BUL	*Bulgaria*	*F4 (40-49)*	1.		24,62
3.	246	Tarja SAVOLAINEN	1963	FIN	*Finland*	*F4 (40-49)*	2.		18,93
4.	317	Annemarie KUMPE	1938	GER	*Germany*	*F7 (70+)*	1.		15,01
5.	374	Athanasia BOTSA	1958	GRE	*Greece*	*F5 (50-59)*	1.		12,39
	84	Anne Marie LANKESTER	1960	IRL	*Ireland*	*F5 (50-59)*			DNS
	442	Gordana FILIPOVIĆ	1956	CRO	*Croatia*	*F5 (50-59)*			DNS

7th European Transplant and Dialysis Games

Track & Field

2nd day

RESULTS

Zagreb, 23 - 24 August 2012.

Results day 2 - 24.08.2012

50 m Men

Start: 08:39

50 m B3 + JM1 Transplant

Rank	Bib	Athlete	YOB	Country		Category	rank	Wind	Result
1.		Martin NASTEV	2000	BUL	*Bulgaria*	*JM1 (12-14)*	1.	(-0,2)	8,63
2.	506	Ivaylo GANCHEV	2002	BUL	*Bulgaria*	*B3 (9-11)*	1.	(-0,2)	10,16
3.	137	Nicholas PETROU	2002	CYP	*Cyprus*	*B3 (9-11)*	2.	(-0,2)	11,31

200 m Men

Start: 10:20

200 m M3 (30-39) Transplant

Rank	Bib	Athlete	YOB	Country		Category	rank	Wind	Result
1.	298	Vojtech KOUDELKA	1981	CZE	*Czech Republic*	*M3 (30-39)*		(-1,1)	26,18
2.	111	Roman DUNDA	1974	CZE	*Czech Republic*	*M3 (30-39)*		(-1,1)	28,29
3.	439	Tomas BURDA	1973	CZE	*Czech Republic*	*M3 (30-39)*		(-1,1)	28,56
4.	388	Iosif TZOUGANAKIS	1976	GRE	*Greece*	*M3 (30-39)*		(-1,1)	29,78
5.		Vanja HAČEK	1979	CRO	*Croatia*	*M3 (30-39)*		(-1,1)	33,68
6.		Vincenzo DESIDERI		ITA	*Italy*	*M3 (30-39)*		(-1,1)	35,72

200 m Age M6-M7 Transplant

Rank	Bib	Athlete	YOB	Country		Category	rank	Wind	Result
1.	9	John LOFTUS	1947	IRL	*Ireland*	*M6 (60-69)*		(-1,3)	32,47
2.	228	Mauri KUOTOLA	1949	FIN	*Finland*	*M6 (60-69)*		(-1,3)	33,75
3.	15	Peter STOETZER	1942	GER	*Germany*	*M7 (70+)*		(-1,3)	39,26

200 m M2 (18-29) Open

Rank	Bib	Athlete	YOB	Country		Category	rank	Wind	Result
1.	152	James COLBECK	1985	GBR	*Great Britain*	*M2 (18-29)*	1.	(-0,9)	25,16
2.	16	Robbie LYONS	1994	IRL	*Ireland*	*M2 (18-29)*	2.	(-0,9)	25,75
3.	362	Eoghan O'NEILL	1982	IRL	*Ireland*	*M2 (18-29)*	3.	(-0,9)	29,00
4.	376	Dimitrios GALATIANOS	1987	GRE	*Greece*	*M2 Dia*	1.	(-0,9)	29,71
	346	Nicolai STOCKFISCH	1991	GER	*Germany*	*M2 (18-29)*			DNS

200 m M4 (40-49) Open

Rank	Bib	Athlete	YOB	Country		Category	rank	Wind	Result
1.	305	Nehar NURLU	1964	GER	*Germany*	*M4 (40-49)*	1.	(-0,3)	28,26
2.	147	Andrej MIHELIČ	1963	SLO	*Slovenia*	*M4 Dia*	1.	(-0,3)	30,21
3.	108	James NOLAN	1967	IRL	*Ireland*	*M4 (40-49)*	2.	(-0,3)	30,65
4.	83	Carlo BRUENGGER	1971	SUI	*Switzerland*	*M4 (40-49)*	3.	(-0,3)	39,38

200 m M5 (50-59) Open

Rank	Bib	Athlete	YOB	Country		Category	rank	Wind	Result
1.	104	Georg THURNER	1960	ITA	*Italy*	*M5 (50-59)*	1.	(-0,4)	28,94
2.	33	Guido VAN ISRAEL	1960	BEL	*Belgium*	*M5 (50-59)*	2.	(-0,4)	32,60
3.	340	Andrzej MARCINIAK	1956	POL	*Poland*	*M5 (50-59)*	3.	(-0,4)	38,42
4.	446	Tomislav PEŠTIĆ	1955	CRO	*Croatia*	*M5 (50-59)*	4.	(-0,4)	1:09,13
	59	Rainer EULE	1958	GER	*Germany*	*M5 (50-59)*			DNS
	161	Branko KRAJNC	1962	SLO	*Slovenia*	*M5 Dia*			DNS

Results day 2 - 24.08.2012

800 m Men

Start: 09:03

800 m M5 (50-59) Transplant

Rank	Bib	Athlete	YOB	Country		Category	rank	Result
1.	310	Joaquin LACON EXPOSITO	1958	ESP	*Spain*	*M5 (50-59)*		2:41,81
2.	33	Guido VAN ISRAEL	1960	BEL	*Belgium*	*M5 (50-59)*		2:57,68
3.	13	Lucien VAN STAEN	1954	BEL	*Belgium*	*M5 (50-59)*		2:58,13
4.	24	Stephen WHELAN	1961	GBR	*Great Britain*	*M5 (50-59)*		3:09,91

800 m Age M2-M4 Transplant

Rank	Bib	Athlete	YOB	Country		Category	rank	Result
1.	298	Vojtech KOUDELKA	1981	CZE	*Czech Republic*	*M3 (30-39)*	1.	2:18,25
2.	244	Tomi PALOVAARA	1985	FIN	*Finland*	*M2 (18-29)*	1.	2:32,86
3.	305	Nehar NURLU	1964	GER	*Germany*	*M4 (40-49)*	1.	2:34,38
	108	James NOLAN	1967	IRL	*Ireland*	*M4 (40-49)*		DNS

800 m Age M6-M7 Transplant

Rank	Bib	Athlete	YOB	Country		Category	rank	Result
1.	15	Peter STOETZER	1942	GER	*Germany*	*M7 (70+)*		4:01,54
2.	211	Patrice GONDOUX	1950	FRA	*France*	*M6 (60-69)*		4:16,06
3.	118	Giulio BETTINELLI	1948	ITA	*Italy*	*M6 (60-69)*		4:19,32
	262	Asko RÄSÄNEN	1943	FIN	*Finland*	*M6 (60-69)*		DNS

Discus Men

Start: 11:15

Discus 2kg M3 (30-39) Transplant

Rank	Bib	Athlete	YOB	Country		Category	rank	Result
1.	53	Michael KEOHANE	1973	IRL	*Ireland*	*M3 (30-39)*		22,33
2.	56	Maximilian LANG	1979	AUT	*Austria*	*M3 (30-39)*		15,63
	386	Konstantinos MOKKAS	1972	GRE	*Greece*	*M3 (30-39)*		DNS

Discus 2kg M4 (40-49) Transplant

Rank	Bib	Athlete	YOB	Country		Category	rank	Result
1.	305	Nehar NURLU	1964	GER	*Germany*	*M4 (40-49)*		26,36
2.	384	Isidoros MATSKIDIS	1967	GRE	*Greece*	*M4 (40-49)*		25,53
3.	359	Noel MCGEEVER	1963	IRL	*Ireland*	*M4 (40-49)*		14,76

Discus 1kg M5 (50-59) Transplant

Rank	Bib	Athlete	YOB	Country		Category	rank	Result
1.	274	Pekka TUOMOLA	1956	FIN	*Finland*	*M5 (50-59)*		31,86
2.	78	Ward BERRY	1953	GBR	*Great Britain*	*M5 (50-59)*		22,61
3.	155	Vleo VATOVEC	1956	SLO	*Slovenia*	*M5 (50-59)*		20,23
	339	Terje AARSAND	1956	NOR	*Norway*	*M5 (50-59)*		DNS

Discus 1kg M6 (60-69) Transplant

Rank	Bib	Athlete	YOB	Country		Category	rank	Result
1.	156	Arild BRYHN	1949	NOR	*Norway*	*M6 (60-69)*		28,16
2.	163	Peter HAGER	1949	AUT	*Austria*	*M6 (60-69)*		17,57
	373	Ioannis ARKAS	1949	GRE	*Greece*	*M6 (60-69)*		DNS

Results day 2 - 24.08.2012

Ball Men

Start: 10:00

Rank	Bib	Athlete	YOB	Country		Category	rank	Result
Ball		**M2 (18-29) Transplant**						
1.	130	**Yiannos NEARCHOU**	1983	CYP	*Cyprus*	*M2 (18-29)*		**69,06**
2.	244	**Tomi PALOVAARA**	1985	FIN	*Finland*	*M2 (18-29)*		**64,50**
3.	507	**Georgi KORFONOZOV**	1992	BUL	*Bulgaria*	*M2 (18-29)*		**62,74**
4.	220	**Grégory RONNAY**	1985	FRA	*France*	*M2 (18-29)*		**57,64**
5.	265	**Tomi SYVÄJÄRVI**	1989	FIN	*Finland*	*M2 (18-29)*		**54,50**
6.	16	**Robbie LYONS**	1994	IRL	*Ireland*	*M2 (18-29)*		**52,89**
7.	288	**Milan SLAVICEK**	1996	CZE	*Czech Republic*	*JM2 (15-17)*	**1.**	**47,34**
8.	419	**Siegfried MESCHNIG**	1989	AUT	*Austria*	*M2 (18-29)*		**45,75**
9.	2447	**Matej LONČAREVIĆ**		CRO	*Croatia*	*M2 (18-29)*		**33,13**
	346	**Nicolai STOCKFISCH**	1991	GER	*Germany*	*M2 (18-29)*		**DNS**
Ball		**M3 (30-39) Transplant**						
1.	439	**Tomas BURDA**	1973	CZE	*Czech Republic*	*M3 (30-39)*		**62,78**
2.		**Vanja HAČEK**	1979	CRO	*Croatia*	*M3 (30-39)*		**61,53**
3.	377	**Konstantinos KALOS**	1973	GRE	*Greece*	*M3 (30-39)*		**54,59**
4.	19	**Alex GELDOF**	1973	BEL	*Belgium*	*M3 (30-39)*		**51,48**
5.	56	**Maximilian LANG**	1979	AUT	*Austria*	*M3 (30-39)*		**40,42**
	239	**Vojko FEKONJA**	1977	SLO	*Slovenia*	*M3 (30-39)*		**DNS**
	501	**Milen ENCHEV**	1975	BUL	*Bulgaria*	*M3 (30-39)*		**DNS**
Ball		**M4 (40-49) Transplant**						
1.	167	**Arno VAN HEERINGEN**	1970	NED	*Netherlands*	*M4 (40-49)*		**59,59**
2.	366	**Tomislav ŽULJEVIĆ**	1964	CRO	*Croatia*	*M4 (40-49)*		**41,03**
3.	255	**Alojz ZINNER**	1968	SLO	*Slovenia*	*M4 (40-49)*		**40,44**
	112	**Petr ZITNY**	1965	CZE	*Czech Republic*	*M4 (40-49)*	**IK**	**68,93**
		Stjepan MLINARIĆ	1965	CRO	*Croatia*	*M4 (40-49)*	**IK**	**46,36**
Ball		**Age M6-M7 Transplant**						
1.	205	**Zvezdan RIHTER**	1949	SLO	*Slovenia*	*M6 (60-69)*		**43,91**
2.	9	**John LOFTUS**	1947	IRL	*Ireland*	*M6 (60-69)*		**40,49**
3.	259	**Raimo LAINE**	1940	FIN	*Finland*	*M7 (70+)*		**37,10**
4.	118	**Giulio BETTINELLI**	1948	ITA	*Italy*	*M6 (60-69)*		**36,27**
5.	233	**Reinier Guus VAN DER LAAN**	1941	NED	*Netherlands*	*M7 (70+)*		**34,84**
6.	163	**Peter HAGER**	1949	AUT	*Austria*	*M6 (60-69)*		**26,35**
Ball		**Age M3-M4 Dialysis**						
1.		**Marijan KLJAJIĆ**		CRO	*Croatia*	*M4 Dia*		**50,58**
2.	294	**Gheorghe Catalin ILIE**	1978	ROU	*Romania*	*M3 Dia*		**48,73**
3.	508	**Angel ANGELOV**	1976	BUL	*Bulgaria*	*M3 Dia*		**48,03**
4.	383	**Marios MARKOPOULOS**	1978	GRE	*Greece*	*M3 Dia*		**30,18**
5.	360	**Shane LAFFERTY**	1973	IRL	*Ireland*	*M3 Dia*		**13,02**

Results day 2 - 24.08.2012

Ball Men

Start: 10:00

Ball M5 (50-59) Open

Rank	Bib	Athlete	YOB	Country		Category	rank	Result
1.	155	**Vleo VATOVEC**	1956	SLO	*Slovenia*	*M5 (50-59)*	**1.**	**51,07**
2.	451	**Vlado GRBAVAC**	1957	CRO	*Croatia*	*M5 (50-59)*	**2.**	**46,65**
3.	13	**Lucien VAN STAEN**	1954	BEL	*Belgium*	*M5 (50-59)*	**3.**	**42,34**
4.	254	**Alojz OMAN**	1957	SLO	*Slovenia*	*M5 (50-59)*	**4.**	**38,68**
5.	505	**Ognyan GANCHEV**	1960	BUL	*Bulgaria*	*M5 (50-59)*	**5.**	**32,99**
6.	352	**Declan KING**	1958	IRL	*Ireland*	*M5 Dia*	**1.**	**31,86**
7.	82	**Gerhard BAKUN**	1958	AUT	*Austria*	*M5 Dia*	**2.**	**30,45**
	78	**Ward BERRY**	1953	GBR	*Great Britain*	*M5 (50-59)*		**DNS**
	59	**Rainer EULE**	1958	GER	*Germany*	*M5 (50-59)*		**DNS**

Results day 2 - 24.08.2012

200 m Women

Start: 09:59

200 m Age F2-F6 Transplant

Rank	Bib	Athlete	YOB	Country		Category	rank	Wind	Result
1.	23	Megan FAHY		IRL	*Ireland*	*F2 (18-29)*	1.	(+0,1)	34,90
2.	57	Joana BAKULA	1981	POL	*Poland*	*F3 (30-39)*	1.	(+0,1)	35,79
3.	210	Granier FRÉDÉRIQUE	1948	FRA	*France*	*F6 (60-69)*	1.	(+0,1)	53,31
	132	Christina DEMETRIOU	1974	CYP	*Cyprus*	*F3 (30-39)*			DNS

800 m Women

Start: 09:13

800 m Age F4-F5 Transplant

Rank	Bib	Athlete	YOB	Country		Category	rank	Wind	Result
1.	41	Ulrika SVANTESSON	1971	SWE	*Sweden*	*F4 (40-49)*			3:38,57
2.	86	Mona ASKMANN	1967	NOR	*Norway*	*F4 (40-49)*			3:46,40
3.	237	Renata HÖNISCH	1958	AUT	*Austria*	*F5 (50-59)*			4:07,64

3 km Walk Women

Start: 08:03

3 km Walk F4 (40-49) Transplant

Rank	Bib	Athlete	YOB	Country		Category	rank	Wind	Result
1.	41	Ulrika SVANTESSON	1971	SWE	*Sweden*	*F4 (40-49)*			20:28,43
2.	89	Theresia BRAUN	1966	ITA	*Italy*	*F4 (40-49)*			20:35,66
3.	72	Sheila GREGAN	1969	IRL	*Ireland*	*F4 (40-49)*			23:07,29

3 km Walk F5 (50-59) Transplant

Rank	Bib	Athlete	YOB	Country		Category	rank	Wind	Result
1.	237	Renata HÖNISCH	1958	AUT	*Austria*	*F5 (50-59)*			24:37,80
2.	12	Krystyna MURDZEK	1953	POL	*Poland*	*F5 (50-59)*			25:13,63
3.	357	Monica FINN	1955	IRL	*Ireland*	*F5 (50-59)*			26:12,12
	374	Athanasia BOTSA	1958	GRE	*Greece*	*F5 (50-59)*			DNS
	84	Anne Marie LANKESTER	1960	IRL	*Ireland*	*F5 (50-59)*			DNS

3 km Walk F2 (18-29) Open

Rank	Bib	Athlete	YOB	Country		Category	rank	Wind	Result
1.	23	Megan FAHY		IRL	*Ireland*	*F2 (18-29)*	1.		23:03,69
2.	293	Maria Madalina MOVILEANU		ROU	*Romania*	*F2 Dia*	1.		28:36,40
3.	200	Rodriguez CHARLOTTE	1987	FRA	*France*	*F2 (18-29)*	2.		30:31,90

Long Jump Women

Start: 08:00

Long Jump Age F2-F5 Transplant

Rank	Bib	Athlete	YOB	Country		Category	rank	Wind	Result
1.	51	Monica Amelie FUGLESANG	1980	NOR	*Norway*	*F3 (30-39)*	1.		3,90
2.	57	Joana BAKULA	1981	POL	*Poland*	*F3 (30-39)*	2.		3,53
3.	43	Sandra STREBEL	1980	SUI	*Switzerland*	*F3 (30-39)*	3.		2,90
4.	12	Krystyna MURDZEK	1953	POL	*Poland*	*F5 (50-59)*	1.		2,18
5.	260	Nina NORDLUND	1989	FIN	*Finland*	*F2 (18-29)*	1.		2,00
6.	100	Bridie NICHOLSON	1961	IRL	*Ireland*	*F5 (50-59)*	2.		1,08

Results day 2 - 24.08.2012

Shot Put Women

Start: 08:00

Shot Put 4kg F4 (40-49) Transplant

Rank	Bib	Athlete	YOB	Country		Category	rank	Result
1.	500	Adelina BRANKOVA	1967	BUL	*Bulgaria*	*F4 (40-49)*		6,91
2.	138	Mojca LORENCIC	1968	SLO	*Slovenia*	*F4 (40-49)*		4,93
3.	61	Linda WATERS	1964	IRL	*Ireland*	*F4 (40-49)*		3,40

Shot Put 4kg Age F2-F3 Transplant

Rank	Bib	Athlete	YOB	Country		Category	rank	Result
1.	284	Zděnka MAREŠOVÁ	1977	CZE	*Czech Republic*	*F3 (30-39)*		6,97
2.	51	Monica Amelie FUGLESANG	1980	NOR	*Norway*	*F3 (30-39)*		6,17
3.	216	Guerif ELISE	1990	FRA	*France*	*F2 (18-29)*		5,61

Shot Put 3kg Age F5-F7 Open

Rank	Bib	Athlete	YOB	Country		Category	rank	Result
1.	414	Theodora SPANOU	1962	GRE	*Greece*	*F5 Dia*	1.	7,37
2.	442	Gordana FILIPOVIĆ	1956	CRO	*Croatia*	*F5 (50-59)*	1.	6,46
3.	317	Annemarie KUMPE	1938	GER	*Germany*	*F7 (70+)*	1.	6,12
4.	237	Renata HÖNISCH	1958	AUT	*Austria*	*F5 (50-59)*	2.	5,67
	159	Catherine MURPHY	1946	IRL	*Ireland*	*F6 (60-69)*		DNS

Discus Women

Start: 11:15

Discus 1kg Age F4-F5 Transplant

Rank	Bib	Athlete	YOB	Country		Category	rank	Result
1.	237	Renata HÖNISCH	1958	AUT	*Austria*	*F5 (50-59)*		14,10
2.	292	Amali TEODORESCU		ROU	*Romania*	*F4 (40-49)*		13,28
3.	246	Tarja SAVOLAINEN	1963	FIN	*Finland*	*F4 (40-49)*		12,85

4 x 100 m - Open

Start u 11:00
Održano u 11:01

Rank	BIB	Country	Result
1.		CZE Czech Republic *Vojtech Koudelka (81), Petr Zitny (65), Tomas Burda (73), Roman Dunda (74)*	53,75
2.		IRL Ireland I *Robbie Lyons (94), James Nolan (67), Eoghan O'Neill (82), John Loftus (47)*	55,41
3.		FIN Finland *Mauri Kuotola (49), Pekka Tuomola (56), Tomi Syväjärvi (89), Tomi Palovaara (85)*	58,21
4.		ITA Italy *Theresia Braun (66), Vincenzo Desideri (), Arnold Obexer (78), Georg Thurner (60)*	1:01,44
5.		BEL Belgium *Guido Van Israel (60), Lucien Van Staen (54), Alex Geldof (73), Daniel Schmid (51)*	1:09,76
6.		FRA France *Patrice Gondoux (50), Fabien Toutlemonde (), Frederique Granier (), Thomas Motsch (88)*	1:18,07
7.		IRL Ireland II *Sheila Gregan (69), Bridie Nicholson (61), Monica Finn (55), Megan Fahy ()*	1:35,68

DARTS SINGLES

F3

1. **BEL** Stephanie KUESTERMANS
2. **SRB** Sandra STOJANOVIĆ
3. **BUL** Borislava ANANIEVA

F4

1. **ROM** Ileana TEODORESCU
2. **FRA** Martine VARIN
3. **BUL** Adelina BRANKOVA

F5,F6

1. **POL** Krystyna MURDZEK
2. **FRA** Annie RICAUD
3. **CRO** Gordana FILIPOVIĆ

M2

1. **SRB** Igor OBREHT
2. **BUL** Georgi KORFONOZOV
3. **SUI** Simon CHAPUIS

M3

1. **DEN** Kent SØRENSEN
2. **FRA** Christophe MENUIER
3. **IRL** Michael KEOHANE

M4

1. **SLO** Bojan ČERNJAK
2. **CRO** Ivo JUKIĆ
3. **IRL** Noel McGEEVER

M5

1. **SLO** Marjan KNEZ
2. **POL** Miroslaw BURSKI
3. **CRO** Zdravko KRČMAR

M6,M7

1. **IRL** Charlie RYAN
2. **IRL** John LOFTUS
3. **FIN** Yrjö VIITIKKO

M3 Dialysis

1. **IRL** Niall McAULIFFE
2. **GRE** Marios MARKOPOULOS
3. **HUN** Tamás KÉRI

M4 Dialysis

1. **CRO** Mario GRAČAKOVIĆ
2. **HUN** János CSORDÁS
3. **FRA** Fernando CARDOSO

M5 Dialysis

1. **SLO** Jožef OCVIRK
2. **SLO** Henrik SEMENIČ
3. **HUN** Gyula FÖLDESI

DARTS TRIPLETS

Triplets mixed

1. **CRO1** MLINARIĆ/KUZMANOVIĆ/FILIPOVIĆ
2. **CRO2** ZEMUN/GRAČAKOVIĆ/MIKEC
3. **DEN** LAURIDSEN/SØRENSEN/LUNDSBERG

TABLE TENNIS SINGLES

JM2, B3

1. **BUL** Pavlin MIHOV
2. **BUL** Ivaylo GANCHEV

F3

1. **CZE** ZdéNKA MAREŠOVÁ
2. **NOR** Monica Amelie FUGLESANG
3. **BEL** Stéphanie KEUSTERMANS

F4

1. **GBR** Melissa SLANEY
2. **GRE** Nikoleta DIMITRAKOPOULOU
3. **FRA** Bétrice BARE

F5

1. **AUT** Erika Maria LANGBAUER
2. **GRE** Athanasia BOTSA
3. **GRE** Spiridoula KTENA

M2

1. **FRA** Gregory RONNAY
2. **AUT** Siegfried MESCHNIG
3. **BUL** Georgi KORFONOZOV

M3

1. **ITA** Marco CORGNALE
2. **FRA** David COLLIN
3. **FRA** Christophe MEUNIER
3. **SWE** Anders BILLSTROM

M4

1. **FRA** Robin RACASSIN
2. **GRE** Christos XENOS
3. **POL** Maciej ZYTO
3. **SVK** Miroslav TICHY

M5

1. **FRA** Paul BAUDRY
2. **SVK** Robert KOPECKY
3. **GER** Dietmar STEUDE
3. **DEN** Martin SVENDSEN

M6

1. **GER** Dieter KRASTEL
2. **GRE** Ioannis ARKAS
3. **GBR** Michael GRUNDY

M3 Dialysis

1. **FRA** Rémy SEGAGE
2. **GRE** Marios MARKOPOLUOS
3. **HUN** Tamaś KÉRI

M4 Dialysis

1. **GRE** Athanasios ANACHORLIS
2. **FRA** Fernanado CARDOSO
3. **BUL** Gregori ANGELSKI

Rezultati bruto Strana: 1/1

HRVATSKA UDRUGA TRANSPLANIT-TURNIR	Sešlavna	21.8.2012	Dan: 1 / 1
Igralište: GACCZAGREB-natjecateljsko igralište	Organizator:		
Par: 72 Teš: 3r / G: W: 129 | 73,5 Y: **125 | 71,3** B: 130 | 73,0 R: **126 | 71,3**			

		Rupa:	1	2	3	4	5	6	7	8	9		10	11	12	13	14	15	16	17	18			
		Par:	4	3	4	5	4	4	3	5	4		4	3	4	5	4	5	4	3	4			
		Stroke:	7	3	9	11	1	13	15	17	5		10	18	12	16	4	8	14	6	2			
Poz	HCP	Prezime i ime										1-9										10-18	Bruto	Neto
1	8	TUUMOLA PEKKA (ZIM)	3	3	4	6	4	4	4	5	5	38	5	3	6	5	5	6	5	3	5	43	81	75
2	21	NOLAN JAMES (ZIM)	6	4	5	6	5	6	3	6	4	45	5	3	4	6	5	6	4	3	6	42	87	66
3	19	O NEILL EOGHAN (ZIM)	5	3	6	5	5	6	4	5	4	44	5	7	5	6	5	6	5	7	4	51	95	76
4	20	MCALEER JOHN (ZIM)	7	4	6	6	5	7	4	6	6	53	6	3	6	6	6	6	6	5	7	51	104	84
5	39	HEGGLAND GEIR DAGFINN (Z	6	4	6	7	6	7	6	6	6	56	5	4	6	7	6	6	6	5	7	52	108	89
6	39	MANUWALD-SEEMUELLER G(	5	7	7	7	6	6	4	7	5	56	7	3	6	6	7	6	7	6	7	57	113	74
7	25	AJALIN KALEVI (ZIM)	7	4	7	7	6	12	3	10	6	62	6	4	7	6	7	6	5	4	7	52	114	89
8	33	OUVINEN HANNU (ZIM)	6	6	7	6	7	6	6	5	5	66	7	6	5	6	6	7	6	5	6	68	134	101

Ladies gross:

1. Gold (113) **Manuwald-Seemueller (GER)**

Gentleman Gross:

1. Gold (81) **PEKKA TUOMOLA (FIN)**
2. Silver (95) **EOGHAN O'NEILL (IRL)**
3. Bronze (104) **JOHN McALEER (IRL)**

Gentleman Net:

1. Gold (66) **JAMES NOLAN (IRL)**
2. Silver (83) **DAGFINN HEGGLAND GEIR (NOR)**
3. Bronze (89) **KALEVI AJALIN (FIN)**

Badminton - F2

WS F2

	Name	Family Name	Country		Age	Category
503	Borislava	Ananieva	Bulgaria	Kidney	18	F2
216	Elise	Guerif	France	Liver	22	F2
55	Stéphanie	Keustermans	Belgium	Lung	29	F2
	Alison	Honner	Ireland	Dialysis		F2

	Player	1	2	3	4	Wins (matches)	Games	Points	Rank
1	Borislava Ananieva (BUL)		15/7,9/15, 15/5	7/15, 10/15	15/8, 15/5	2			2
2	Elise Guerif (FRA)	7/15,15/9, 5/15		8/15, 8/15	11/15,15/7,15/10	1			3
3	Stéphanie Keustermans (BEL)	15/7, 15/10	15/8, 15/8		11/15,15/5,15/12	3			1
4	Alison Honner (IRL)	8/15, 5/15	15/11, 7/15, 10/15	15/11,5/15,12/15		0			3

1st match	Borislava Ananieva vs. Elise Guerif	Result:	15/7,9/15,15/5
2nd match	Stéphanie Keustermans vs. Alison Honner	Result:	11/15,15/5,15/12
3rd match	Borislava Ananieva vs. Stéphanie Keustermans	Result:	7/15, 10/15
4th match	Elise Guerif vs. Alison Honner	Result:	11/15, 15/7, 15/10
5th match	Borislava Ananieva vs. Alison Honner	Result:	15/8, 15/5
6th match	Elise Guerif vs. Stéphanie Keustermans	Result:	8/15, 8/15

WS F3

	Name	Family Name	Country		Age	Category
57	Joana	Bakula	Poland	Kidney	30	F3
94	Sandra	Stojanovic	Serbia	Kidney	30	F3
43	Sandra	Strebel	Switzerland	Kidney	31	F3
73	Claudia	Senn	Switzerland	Kidney	32	F3
51	Monica Amelie	Fuglesang	Norway	Heart	32	F3
302	Antonina	Prignitz	Germany	Kidney	36	F3

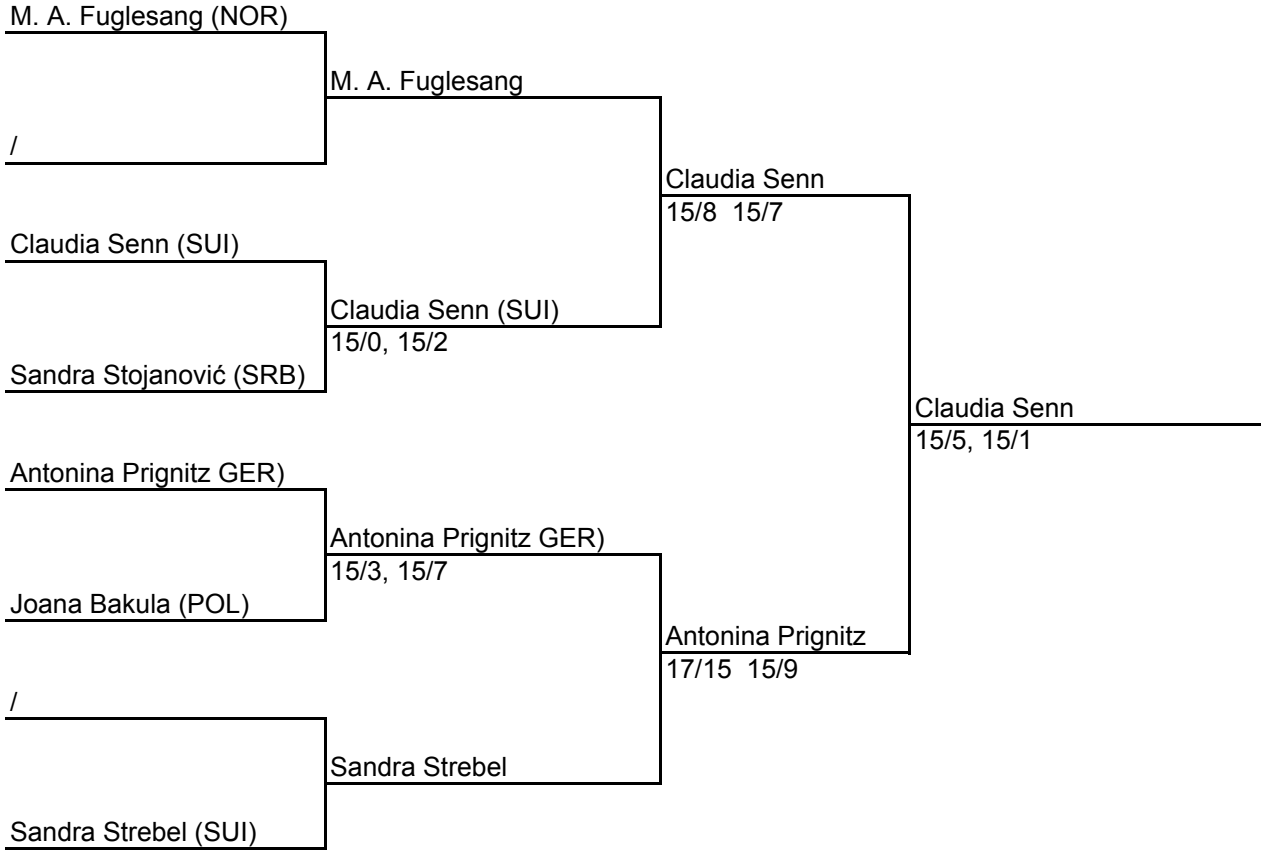

Badminton - F4

WS F4

	Name	Family Name	Country		Age	Category
151	Karin	Mettler	Switzerland	Liver	40	F4
296	Charlotte	Bøhne	Denmark	Kidney	44	F4
279	Leila Veith	Moeller	Denmark	Kidney	45	F4
328	Béatrice	Bare	France	Liver	46	F4

	Player	1	2	3	4	Wins (matches)	Games	Points	Rank
1	Karin Mettler (SUI)		2/15, 3/15	11/15, 4/15	4/15, 5/15	0			3
2	Charlotte Bøhne (DEN)	15/2, 15/3		15/4, 15/4	15/3 15/5	3			1
3	Leila Veith Moeller (DEN)	15/11, 15/4	4/15, 4/15		10/15, 10/15	1			3
4	Béatrice Bare (FRA)	15/4, 15/5	3/15 5/15	15/10, 15/10		2			2

1st match	Karin Mettler vs. Charlotte Bøhne	Result:	2/15, 3/15
2nd match	Leila Veith Moeller vs. Béatrice Bare	Result:	10/15, 10/15
3rd match	Karin Mettler vs. Leila Veith Moeller	Result:	11/15, 4/15
4th match	Charlotte Bøhne vs. Béatrice Bare	Result:	15/3 15/5
5th match	Karin Mettler vs. Béatrice Bare	Result:	4/15, 5/15
6th match	Charlotte Bøhne vs. Leila Veith Moeller	Result:	15/4, 15/4

Badminton - JM1

MS JM1

Name	Family Name	Country	Age	Category
Martin	Nastev	Bulgaria	13	M1
Ivaylo	Genchev	Bulgaria	9	M1
Pavlin	Mihov	Bulgaria	15	M1

A	Pair	1	2	3	Wins (matches)	Games	Points	Rank
1	Martin Nastev (BUL)		15/7, 15/7	9/15, 9/15	1			2
2	Ivaylo Genchev (BUL)	7/15, 7/15		4/15, 5/15	0			3
3	Pavlin Mihov (BUL)	15/9, 15/9	15/4, 15/5		2			1

1st match	Martin Nastev vs. Ivaylo Genchev	Result:	15/7, 15/7
2nd match	Ivaylo Genchev vs. Pavlin Mihov	Result:	4/15, 5/
3rd match	Martin Nastev vs. Pavlin Mihov	Result:	9/15, 9/15

Badminton - M2

MS M2

	Name	Family Name	Country		Age	Category	
507	Georgi	Korfonozov	Bulgaria	Kidney	20	M2	
447	Matej	Lončarević	Croatia	Liver	22	M2	
265	Tomi	Syväjärvi	Finland	Liver	23	M2	
419	Siegfried	Meschnig	Austria	Heart & Lung	23	M2	
220	Grégory	Ronnay	France	Kidney	26	M2	
74	Simon	Chapuis	Switzerland	Kidney	29	M2	withdrawal

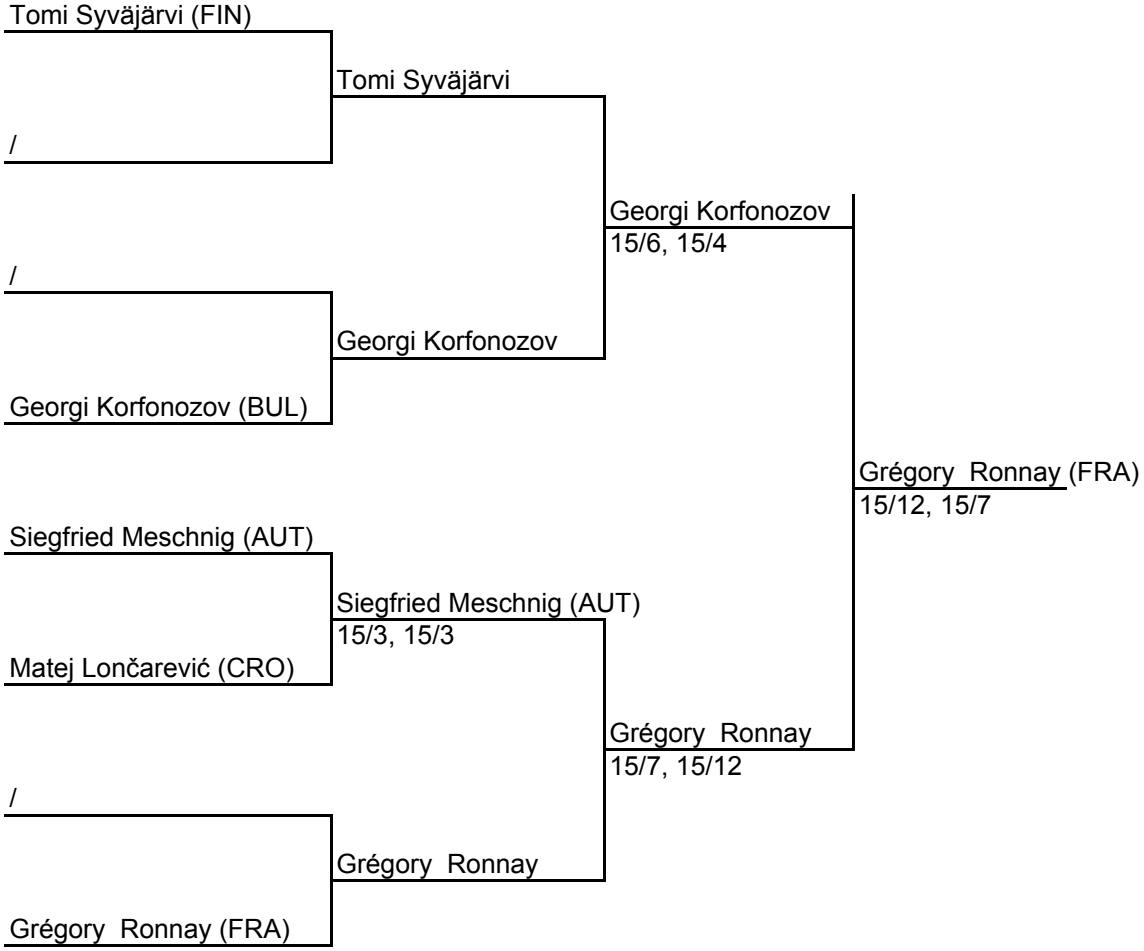

Badminton - M3

MS M3

	Name	Family Name	Country			Age	Category
177	Philippe	Coquel	France	Kidney		30	M3
18	Peter	Carstedt	Sweden	Kidney		35	M3
111	Roman	Dunda	Czech Repu	Kidney		38	M3
	Mike	Kedhane	Ireland	Transplant			M3

	Player	1	2	3	4	Wins (matches)	Games	Points	Rank
1	Philippe Coquel (FRA)		15/6, 6/15, 6/15	6/15, 10/15	15/13, 5/15, 15/9	1			3
2	Peter Carstedt (SWE)	6/15, 15/6, 15/6		8/15, 7/15	16/14, 13/15,18/16	2			2
3	Roman Dunda (CZE)	15/6, 15/10	15/8, 15/7		15/13, 15/10	3			1
4	Mike Kedhane (IRL)	13/15, 15/5, 9/15	14/16,15/13, 16/18	13/15, 10/15		0			3

1st match	Philippe Coquel vs. Peter Carstedt	Result:	15/6, 6/15, 6/15
2nd match	Roman Dunda vs. Mike Kedhane	Result:	15/13, 15/10
3rd match	Philippe Coquel vs. Roman Dunda	Result:	6/15, 10/15
4th match	Peter Carstedt vs. Mike Kedhane	Result:	16/14 13/15 18/16
5th match	Philippe Coquel vs. Mike Kedhane	Result:	15/13, 5/15, 15/9
6th match	Peter Carstedt vs. Roman Dunda	Result:	8/15, 7/15

Badminton - M4

MS M4

	Name	Family Name	Country		Age	Category	
218	Jean-Claude	Pacaud	France	Kidney	40	M4	
83	Carlo	Bruengger	Switzerland	Kidney	40	M4	withdrawal
253	John Gunnar Arne	Nelin	Denmark	Kidney	42	M4	
167	Arno	van Heeringen	Netherlands	Lung	42	M4	
192	Stéphane	Delmas	France	Heart	47	M4	
112	Petr	Zitny	Czech Republic	Kidney	47	M4	
95	Nicolas	Buchwalder	Switzerland	Liver	49	M4	

John Gunnar Arne Nelin (DEN)

/

John Gunnar Arne Nelin

Petr Zitny (CZE)

Jean-Claude Pacaud (FRA)

Petr Zitny (CZE)
15/5, 15/12

Petr Zitny (CZE)
8/15, 15/7, 15/13

Stéphane Delmas (FRA)

Nicolas Buchwalder (SUI)

Stéphane Delmas (FRA)
10/15, 15/10, 15/9

/

Arno van Heeringen (NED)

Arno van Heeringen

Arno van Heeringen
15/7 15/6

Arno van Heeringen
16/14, 15/9

MD

	Name	Family Name	Country		Age	Category
111	Roman	Dunda	Czech Republic	Kidney	38	M3
112	Petr	Zitny	Czech Republic	Kidney	47	M4
263	Yrjö	Viitikko	Finland	Liver	62	M6
259	Raimo	Laine	Finland	Liver	72	M7
181	Thierry	GALAND	France	Kidney	48	M4
192	Stéphane	DELMAS	France	Heart	47	M4
218	Jean-Claude	PACAUD	France	Kidney	40	M4
177	Philippe	COQUEL	France	Kidney	30	M3
58	Owen	Kelleher	Ireland	HAEMC	48	M4
145	Henry	Ward	Ireland	Kidney	58	M5
18	Peter	Carstedt	Sweden	Kidney	35	M3
287	Filip	Trönnberg	Sweden	Liver	23	M2

Peter Carstedt/Filip Trönnberg (SWE)

/

Peter Carstedt/Filip Trönnberg

Thierry Galand/Stéphane Delmas (FRA)

Yrjö Viitikko/Raimo Laine (FIN)

Yrjö Viitikko/Raimo Laine (FIN)
15/13, 15/12

Yrjö Viitikko/Raimo Laine (FIN)
15/10, 15/13

Jean-Claude Pacaud/Philippe Coquel) (FRA)

Owen Kelleher/Henry Ward (IRL)

Jean-Claude Pacaud/Philippe Coquel) (FRA)
15/5, 15/9

/

Roman Dunda/Petr Zitny

Roman Dunda/Petr Zitny (CZE)

Roman Dunda/Petr Zitny (CZE)
15/11, 15/8

Roman Dunda/Petr Zitny (CZE)
15/8, 15/9

Badminton - double, women

Badminton - double, women

WD

	Name	Family Name	Country		Age	Category
296	Charlotte	Bøhne	Denmark	Kidney	44	F4
279	Leila Veith	Moeller	Denmark	Kidney	45	F4
328	Béatrice	Bare	France	Liver	46	F4
302	Antonina	Prignitz	Germany	Kidney	36	F3
43	Sandra	Strebel	Switzerland	Kidney	31	F3
73	Claudia	Senn	Switzerland	Kidney	32	F3

A	Pair	1	2	3	Wins (matches)	Games	Points	Rank
1	Charlotte Bøhne/Leila Veith Moeller		13/15, 11/15	16/14, 15/12	1	2	55/56 (-1)	2
2	Béatrice Bare/Antonina Prignitz	15/13, 15/11		8/15, 12/15	1	2	50/54 (-4)	3
3	Sandra Strebel/Claudia Senn	14/16, 12/15	15/8, 15/12		1	2	56/51 (4)	1

1st match	Charlotte Bøhne/Leila Veith Moeller vs. Béatrice Bare/Antonina Prignitz	Result:	13/15, 11/15
2nd match	Béatrice Bare/Antonina Prignitz vs. Sandra Strebel/Claudia Senn	Result:	8/15, 12/15
3rd match	Charlotte Bøhne/Leila Veith Moeller vs. Sandra Strebel/Claudia Senn	Result:	16/14, 15/12

Badminton - mixed doubles

XD

	Name	Family Name	Country		Age	Category	
63	Daniel	Schmit	Belgium	Kidney	60	M6	
55	Stéphanie	Keustermans	Belgium	Lung	29	F2	
253	John Gunnar Arne	Nelin	Denmark	Kidney	42	M4	
296	Charlotte	Bøhne	Denmark	Kidney	44	F4	
177	Philippe	Coquel	France	Kidney	30	M3	
216	Elise	Guerif	France	Liver	22	F2	
83	Carlo	Bruengger	Switzerland	Kidney	40	M4	withdrawal
151	Karin	Mettler	Switzerland	Liver	40	F4	
95	Nicolas	Buchwalder	Switzerland	Liver	49	M4	
73	Claudia	Senn	Switzerland	Kidney	32	F3	
218	Jean-Claude	Pacaud	France	Kidney	40	M4	
328	Béatrice	Bare	France	Liver	46	F4	

J. G. A. Nelin/C. Bøhne (DEN)

/

J. G. A. Nelin/C. Bøhne

/

Jean-Claude Pacaud/Béatrice Bare

Jean-Claude Pacaud/Béatrice Bare (FRA)

J. G. A. Nelin/C. Bøhne (DEN)
15/6, 15/4

Daniel Schmit/ Stéphanie Keustermans (BEL)

Daniel Schmit/ Stéphanie Keustermans (BEL)
15/11, 9/15, 15/7

Nicolas Buchwalder/Claudia Senn (SUI)

/

Philippe Coquel/Elise Guerif

Philippe Coquel/Elise Guerif (FRA)

J. G. A. Nelin/C. Bøhne (DEN)
16/14, 15/4

Daniel Schmit/ Stéphanie Keustermans (BEL)
15/6, 15/7

Information concerning the medals regulations by the Local Organizing Committee:

Please note that due to the reduced number of registrations this year we have had to adapt the rules on Event Categories and the awarding of Medals. Our guiding principle has been a desire to ensure that there are competition opportunities for all whilst no one loses out on a medal opportunity within their own category.

General Rules:

1. If there are three or more competitors in an event category then competition will go ahead with one set of medals
2. If there are less than 3 entrants in an event age category, then, the people involved will compete in the age group below theirs (for example if there are fewer than 3 athletes in a 30-39 years event, the registered athletes will participate in the 18-29 years age category – for one set of medals).
3. If a competition (3 or more competitors) cannot be formed by joining a category with the one immediately below it, then the LOC may consider joining more than two age categories together to form a competition.

In this case, there will be one set of 'Over-all medals' for the top three finishers which will be counted on Medal table and each category will be medalled separately within the event with same kind of medals, but with different ribbons. A competitor can win more than one medal in one discipline. For example, if a person finishes second overall but is first in their category they will get a gold medal for their category and silver in ''Over-all'' category. In these cases, it is only the 'Over-all Medals' that will count towards the medals table.

					General (Transplanted)						Dialysed						Total	
Rank	Country	Name	Surname	DIA	Gold	(pts)	Silver	(pts)	Bronze	(pts)	Gold	(pts)	Silver	(pts)	Bronze	(pts)	Medals	Points
1	GER	Peter	KREILKAMP	D	2	6			2	2	3	9					7	17
2	UK	Wendy Jane	SINCOCK		5	15											5	15
3	NOR	Arild	BRYIHN		3	9	2	4	1	1							6	14
4	SLO	Vleo	VATOVEC		4	12			2	2							6	14
5	SWE	Filip	TRÖNNBERG		3	9	1	2	2	2							6	13
6	CZE	Roman	DUNDA		3	9	2	4									5	13
7	POL	Andrzej	LEWANDOWSKI		4	12			1	1							5	13
8	FIN	Tomi	PALOVAARA		2	6	2	4	2	2							6	12
9	IRL	Mike	KEOHANE		3	9			3	3							6	12
10	BEL	Stéphanie	KEUSTERMANS		3	9	1	2	1	1							5	12
11	DEN	Charlotte	BØHNE		3	9	1	2	1	1							5	12
12	FRA	Pierre	VIERS		3	9	1	2	1	1							5	12
13	GER	Nehar	NURLU		3	9	1	2	1	1							5	12
14	IRL	John	LOFTUS		2	6	3	6									5	12
15	SLO	Saša	BARLIČ		3	9	1	2	1	1							5	12
16	CZE	Vojtech	KOUDELKA		4	12											4	12
17	IRL	Sheila	GREGAN		2	6	2	4	1	1							5	11
18	POL	Jaroslaw	MAZUROWSKI		1	3	4	8									5	11
19	SWE	Peter	CARSTEDT		2	6	2	4	1	1							5	11
20	CZE	Zděnka	MAREŠOVÁ		3	9	1	2									4	11
21	POL	Miroslaw	BURSKI		3	9	1	2									4	11
22	SLO	Zvezdan	RIHTER		3	9	1	2									4	11
23	UK	James	COLBECK		3	9	1	2									4	11
24	FIN	Mauri	KUOTOLA		1	3	3	6	1	1							5	10
25	SLO	Mojca	LORENCIC		1	3	3	6	1	1							5	10
26	AUT	Gerhard	BAKUN	D	1	3			1	1	2	6					4	10
27	ESP	Joaquin	LACON EXPOSITO		3	9			1	1							4	10
28	FIN	Pekka	TUOMOLA		3	9			1	1							4	10
29	GER	Peter	STOETZER		3	9			1	1							4	10
30	GRE	Isidoros	MATSKIDIS		2	6	2	4									4	10
31	SLO	Andrej	MIHELIČ	D			2	4			2	6					4	10
32	GER	Stephan	MÜLLER	D			2	4	2	2	1	3					5	9
33	IRL	Robbie	LYONS				4	8	1	1							5	9

34	BEL	Guido	VAN ISRAEL		1	3	3	6									4	9
35	CZE	Tomas	BURDA		2	6	1	2	1	1							4	9
36	GER	Antonina	PRIGNITZ		2	6	1	2	1	1							4	9
37	ITA	Georf	THURNER		3	9											3	9
38	NED	Arno	VAN HEERINGEN		3	9											3	9
39	GER	Gudrun	MANUWALD-S.MÜLLER				3	6	2	2							5	8
40	BUL	Ivaylo	GANCHEV		1	3	2	4	1	1							4	8
41	DEN	Marrijanne Rygaard	LAURIDSEN		1	3	2	4	1	1							4	8
42	DEN	Leila Veith	MØLLER		2	6			2	2							4	8
43	POL	Jan	STEPNIAK		2	6			2	2							4	8
44	CZE	Petr	ZITNY		2	6	1	2									3	8
45	FRA	Gregoryé	RONNAY		2	6	1	2									3	8
46	FRA	Christophe	MEUNIER		1	3	1	2	2	2							4	7
47	IRL	Alison	HONNER	D			1	2	2	2	1	3					4	7
48	NOR	Monica Amelie	FUGLESANG				3	6	1	1							4	7
49	CYP	Yiannos	NEARCHOU		2	6			1	1							3	7
50	FRA	Stéphane	DELMAS		2	6			1	1							3	7
51	GRE	Iosif	TZOUGANAKIS		2	6			1	1							3	7
52	GRE	Theodora	SPANOU		2	6			1	1							3	7
53	HUN	József	SZABÓ	D	1	3	1	2					1	2			3	7
54	SWE	Ulrika	SVANTESSON		1	3	2	4									3	7
55	AUT	Maximilian	LANG				2	4	2	2							4	6
56	BUL	Georgi	KORFONOZOV				2	4	2	2							4	6
57	CRO	Gordana	FILIPOVIĆ				2	4	2	2							4	6
58	IRL	Eoghan	O'NEILL				2	4	2	2							4	6
59	SLO	Brane	TOME				2	4	2	2							4	6
60	BUL	Adelina	BRANKOVA		1	3	1	2	1	1							3	6
61	CYP	Nicholas	PETROU		1	3	1	2	1	1							3	6
62	ESP	Javier	FERNÁNDEZ LOSA				3	6									3	6
63	FIN	Asko	RÄSÄNEN		1	3	1	2	1	1							3	6
64	FIN	Yrjö	VIITIKKO		1	3	1	2	1	1							3	6
65	GRE	Konstantinos	KALOS		1	3	1	2	1	1							3	6
66	GRE	Spiridoula	KTENA		1	3	1	2	1	1							3	6
67	POL	Maciej	ZYTO		1	3	1	2	1	1							3	6
68	SLO	Miran	OHNJEC				3	6									3	6
69	UK	Ward	BERRY				3	6									3	6
70	BUL	Pavlin	MIHOV		2	6											2	6
71	CRO	Željko	KUZMANOVIĆ		2	6											2	6
72	FRA	Rémy	SEGADE	D	1	3					1	3					2	6
73	GRE	Mochet Eldein	EL LATIF	D	1	3					1	3					2	6
74	ITA	Walter	UCCHEDDU	D	1	3					1	3					2	6
75	ITA	Enrico	DELL'ACQUA		2	6											2	6
76	POL	Krystyna	MURDZEK		2	6											2	6
77	SLO	Marjan	KNEZ		2	6											2	6
78	SLO	Jožef	OCVIRK	D	1	3					1	3					2	6
79	UK	Ottilie	MORGAN		2	6											2	6

80	FRA	Béatrice	BARE				1	2	3	3							4	5
81	GER	Simone	ROSENKRANZ				1	2	3	3							4	5
82	FRA	Elise	GUERIF		1	3			2	2							3	5
83	FRA	Paul	BAUDRY		1	3			2	2							3	5
84	FRA	Frédérique	GRANIER				2	4	1	1							3	5
85	IRL	Paul	PRENDERGAST				2	4	1	1							3	5
86	ITA	Renzo	DEMATTÈ				2	4	1	1							3	5
87	SLO	Zdravka	ŽIŽIČ		1	3			2	2							3	5
88	SUI	Sandra	STREBEL				2	4	1	1							3	5
89	UK	Melissa	SLANEY		1	3			2	2							3	5
90	AUT	Renata	HÖNISCH		1	3	1	2									2	5
91	BUL	Martin	NASTEV		1	3	1	2									2	5
92	CRO	Zoran	PAPAK		1	3	1	2									2	5
93	CZE	Libor	MALINSKY		1	3	1	2									2	5
94	FRA	Alain	FOSSARD		1	3	1	2									2	5
95	FRA	Patrice	GONDOUX		1	3	1	2									2	5
96	GRE	Stylianos	DERMITZAKIS		1	3	1	2									2	5
97	GRE	Ioannis	MANIKAS		1	3	1	2									2	5
98	NED	Guss	VAN DER LAAN		1	3	1	2									2	5
99	ROM	Ileana Amali	TEODORESCU		1	3	1	2									2	5
100	SLO	Igor	REBERC		1	3	1	2									2	5
101	SLO	Branko	KRANJC	D			1	2			1	3					2	5
102	SUI	Claudia	SENN		1	3	1	2									2	5
103	FIN	Tomi	SYVÄJÄRVI				1	2	2	2							3	4
104	FIN	Raimo	LAINE				1	2	2	2							3	4
105	FRA	Jean-Claude	LE BOURHIS				1	2	2	2							3	4
106	GRE	Ioannis	ARKAS				1	2	2	2							3	4
107	IRL	Peter	HEFFERNAN				1	2	2	2							3	4
108	AUT	Peter	HAGER				2	4									2	4
109	BEL	Daniel	SCHMIT				2	4									2	4
110	CRO	Tomislav	ŽULJEVIĆ				2	4									2	4
111	CRO	Vlado	GRBAVAC				2	4									2	4
112	DEN	Kent	SORENSEN		1	3			1	1							2	4
113	DEN	John Gunnar Arne	NELIN		1	3			1	1							2	4
114	FRA	Thomas	MOTSCH				2	4									2	4
115	FRA	Fabien	TOUTLEMONDE				2	4									2	4
116	FRA	Robin	RACASSIN		1	3			1	1							2	4
117	FRA	Max	GRANDISSON		1	3			1	1							2	4
118	FRA	Gérard	COSTA		1	3			1	1							2	4
119	GRE	Nikoleta	DIMITRAKOPOULOU				2	4									2	4
120	GRE	Emmanuel	MANOULAKIS		1	3			1	1							2	4
121	IRL	Owen	KELLEHER	D					1	1	1	3					2	4
122	ITA	Marco	CORGANALE		1	3			1	1							2	4
123	ITA	Antonino	RAFFA		1	3			1	1							2	4
124	ITA	Iose	BASTIA				2	4									2	4
125	NOR	Erlend	GJERDE		1	3			1	1							2	4

126	SLO	Bojan	ČERNJAK		1	3			1	1							2	4
127	SUI	Simon	CHAPUIS		1	3			1	1							2	4
128	UK	Richard	SMITH		1	3			1	1							2	4
129	FIN	Tajra	SAVOLAINEN						3	3							3	3
130	FRA	Philippe	COQUEL						3	3							3	3
131	FRA	Jean-Claude	PACAUD						3	3							3	3
132	GER	Klaus	DREWS	D					2	2					1	1	3	3
133	IRL	Noel	MCGEEVER						3	3							3	3
134	POL	Andrzej	MARCINIAK						3	3							3	3
135	AUT	Siegfried	MESCHNIG				1	2	1	1							2	3
136	BUL	Borislava	ANANIEVA				1	2	1	1							2	3
137	CRO	Vanja	HAČEK				1	2	1	1							2	3
138	CRO	Ivo	JUKIĆ				1	2	1	1							2	3
139	CRO	Tomislav	PEŠTIĆ				1	2	1	1							2	3
140	CYP	Charalambos	SOTERIOUN				1	2	1	1							2	3
141	DEN	Mogens Leth Qvortrup	LUNDSBERG				1	2	1	1							2	3
142	FIN	Nissnen	RAINER				1	2	1	1							2	3
143	FRA	Martine	VARIN				1	2	1	1							2	3
144	GRE	Konstantinos	MOKKAS				1	2	1	1							2	3
145	IRL	Megan	FAHY				1	2	1	1							2	3
146	IRL	James	NOLAN				1	2	1	1							2	3
147	IRL	Catherine	MURPHY				1	2	1	1							2	3
148	ITA	Giulio	BETTINELI				1	2	1	1							2	3
149	NOR	Mona	ASKMANN				1	2	1	1							2	3
150	SLO	Joško	SIMIC				1	2	1	1							2	3
151	SLO	Jožef	PETRIČ				1	2	1	1							2	3
152	UK	Jan	NORMAN				1	2	1	1							2	3
153	AUT	Erica Maria	LANGBAUER		1	3											1	3
154	CRO	Stjepan	MLINARIĆ		1	3											1	3
155	FIN	Wilén	JORMA ESKO		1	3											1	3
156	FRA	Charlotte	RODRIGUEZ		1	3											1	3
157	FRA	Thierry	GALAND		1	3											1	3
158	FRA	Alain	FOUILLERON		1	3											1	3
159	GER	Dieter	KRASTEL		1	3											1	3
160	GRE	Athanasuos	ANACHOURLIS		1	3											1	3
161	IRL	Monica	FINN		1	3											1	3
162	IRL	Charlie	RYAN		1	3											1	3
163	POL	Joanna	BAKULA		1	3											1	3
164	SRB	Igor	OBREHT		1	3											1	3
165	BEL	Lucien	VAN STAEN						2	2							2	2
166	FIN	Nina	NORDLUND						2	2							2	2
167	IRL	Linda	WATERS						2	2							2	2
168	ITA	Arnold	OBEXER						2	2							2	2
169	ITA	Vincenzo	DESIDERI	D					1	1					1	1	2	2
170	AUT	Erich	SONNWEBER				1	2									1	2
171	CRO	Tea	MIKEC				1	2									1	2

172	CRO	Jurica	ESTER				1	2										1	2
173	CRO	Mario	GRAČAKOVIĆ	D			1	2										1	2
174	CRO	Dražen	ZEMUN				1	2										1	2
175	CYP	Antonis	ANTONIOU				1	2										1	2
176	FIN	Hannu	OUVINEN				1	2										1	2
177	FRA	David	COLLIN				1	2										1	2
178	FRA	Annie	RICAUD				1	2										1	2
179	FRA	Benjamin	MACOR				1	2										1	2
180	FRA	Cladue	BARRES				1	2										1	2
181	GRE	Ioannis	PAPANIKOLAOU				1	2										1	2
182	GRE	Xenos	CHRISTOS				1	2										1	2
183	GRE	Athanasia	BOTSA				1	2										1	2
184	IRL	Bridie	NICHOLSON				1	2										1	2
185	LTU	Irma	JUODIENE				1	2										1	2
186	SLO	Ivo	JEZERČIČ				1	2										1	2
187	SRB	Sandra	STOJANOVIĆ				1	2										1	2
188	SVK	Robert	KOPECKY				1	2										1	2
189	UK	Stephen	WHELAN				1	2										1	2
190	BEL	Kris	VAN MOERE						1	1								1	1
191	BUL	Ognyan	GANCHEV						1	1								1	1
192	CRO	Zdravko	KRČMAR						1	1								1	1
193	CRO	Vanja	DOŠEN						1	1								1	1
194	CYP	Nicos	KAZINOS						1	1								1	1
195	DEN	Martin	SVENDSEN						1	1								1	1
196	ESP	Jose Miguel	PETRINA CIA						1	1								1	1
197	FRA	Richard	SICRE						1	1								1	1
198	FRA	Claude	AUSSENAC						1	1								1	1
199	GER	Dietmar	STEUDE						1	1								1	1
200	GER	Annemarie	KUMPE						1	1								1	1
201	GRE	Panagiotis	MANTELOS						1	1								1	1
202	IRL	James	REYNOLDS						1	1								1	1
203	IRL	Harry	WARD						1	1								1	1
204	IRL	Declan	GUING						1	1								1	1
205	ITA	Michael	PRENNER						1	1								1	1
206	ITA	Stefano	CAREDDA						1	1								1	1
207	NOR	Jan	ANDERSEN						1	1								1	1
208	NOR	Erling	HOLTAN						1	1								1	1
209	ROM	Madalina Maria	MOVILEANU	D					1	1								1	1
210	SLO	Alojz	ZINNER						1	1								1	1
211	SLO	Alojz	OMAN						1	1								1	1
212	SUI	Karin	METTLER						1	1								1	1
213	SVK	Miroslav	TICHI						1	1								1	1
214	SWE	Anders	BILLSTROM						1	1								1	1
215	UK	Michael	GRUNDY						1	1								1	1

ETDG ZAGREB 2012 - Medal winners by countries

		General (transplanted)						Dialysed						Total	
Rank	Country	Gold	(pts)	Silver	(pts)	Bronze	(pts)	Gold	(pts)	Silver	(pts)	Bronze	(pts)	Medals	Points
1	**FRA**	20	60	18	36	26	26	1	3	0	0	0	0	65	125
2	**SLO**	21	63	17	34	13	13	4	12	0	0	0	0	55	122
3	**IRL**	10	30	19	38	23	23	2	6	0	0	0	0	54	97
4	**GER**	14	42	8	16	17	17	4	12	0	0	1	1	44	88
5	**GRE**	14	42	12	24	9	9	1	3	0	0	0	0	36	78
6	**FIN**	8	24	11	22	16	16	0	0	0	0	0	0	35	62
7	**POL**	14	42	6	12	7	7	0	0	0	0	0	0	27	61
8	**CZE**	15	45	6	12	1	1	0	0	0	0	0	0	22	58
9	**ITA**	9	27	5	10	10	10	1	3	0	0	1	1	26	51
10	**UK**	12	36	5	10	5	5	0	0	0	0	0	0	22	51
11	**CRO**	4	12	14	28	7	7	0	0	0	0	0	0	25	47
12	**DEN**	8	24	4	8	8	8	0	0	0	0	0	0	20	40
13	**BUL**	5	15	7	14	6	6	0	0	0	0	0	0	18	35
14	**AUT**	5	15	5	10	4	4	2	6	0	0	0	0	16	35
15	**SWE**	6	18	5	10	4	4	0	0	0	0	0	0	15	32
16	**BEL**	4	12	6	12	4	4	0	0	0	0	0	0	14	28
17	**NOR**	3	9	6	12	6	6	0	0	0	0	0	0	15	27
18	**CYP**	3	9	3	6	4	4	0	0	0	0	0	0	10	19
19	**ESP**	3	9	3	6	2	2	0	0	0	0	0	0	8	17
20	**SUI**	2	6	3	6	3	3	0	0	0	0	0	0	8	15
21	**NED**	4	12	1	2	0	0	0	0	0	0	0	0	5	14
22	**HUN**	1	3	2	4	0	0	0	0	1	2	0	0	4	9
23	**ROM**	1	3	1	2	1	1	0	0	0	0	0	0	3	6
24	**SRB**	1	3	1	2	0	0	0	0	0	0	0	0	2	5
25	**SVK**	0	0	1	2	1	1	0	0	0	0	0	0	2	3
26	**LTU**	0	0	1	2	0	0	0	0	0	0	0	0	1	2